Refugee Influx Dashboard

Uganda Refugee Response

As of

02-Jun-22

Key figures and narrative analysis

60,582

New arrivals since January 2022

18,024 South Sudan

42,557 DR Congo

23,355

Current population in CP/TC/RC/HC

3,196 West Nile

20,159 South & Mid West

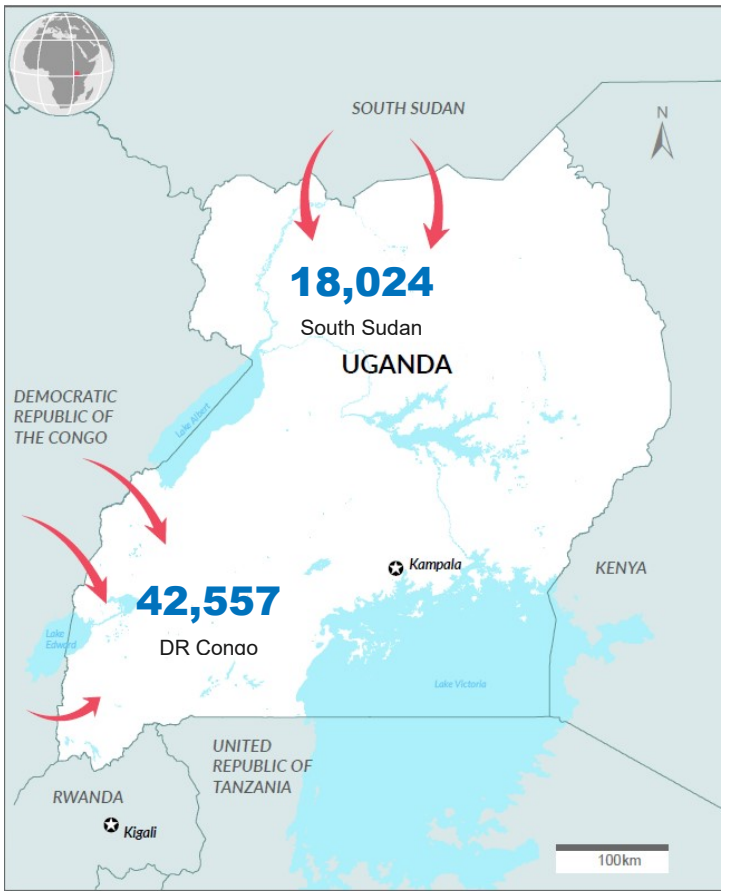

Uganda continues to receive new arrivals from the Democratic Republic of Congo (DRC) and South Sudan, through the Southwestern and Northern borders.

The situation at Bunagana border remains calm and in the reporting period, 880 refugees were relocated to Nakivale, as a result 17,668 new arrivals remained at the holding centre and transit centre as of 02 June 2022.

During the reporting period, Bwera Holding Centre in Kasese district had 119 individuals .

The transit and reception centers across the country are 11% over capacity for this reporting period.

Note that this dashboard is only showing figures for new arrivals who have undergone Level 1 registration, it therefore does not include those who are staying along the border or with host community.

New arrivals from South Sudan by district of entry

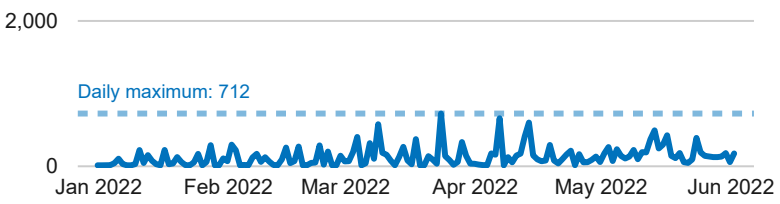

District	January	February	March	April	May	June	Total
ADJUMANI					962		**962**
AMURU	969	1,602	1,866	1,606	1,897	57	**7,997**
ARUA	10	308	559	151			**1,028**
KOBOKO	453	232	1,401	512	1,210	102	**3,910**
LAMWO			533	1,669	1,132	42	**3,376**
YUMBE	209	238	172	70	56	6	**751**
Total	**1,641**	**2,380**	**4,531**	**4,008**	**5,257**	**207**	**18,024**

Note: *New arrivals by district of entry are counted through Level 1 registration*

New arrivals from DR Congo by district of entry

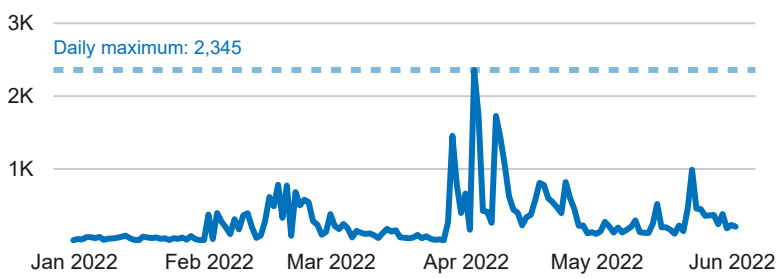

District	January	February	March	April	May	June	Total
ARUA	6	39	55				**100**
BUNDIBUGYO	602	7,340	1,109	246	121	1	**9,419**
HOIMA		101					**101**
KANUNGU			6				**6**
KASESE	5	4		1,182	67	9	**1,267**
KIKUUBE		532	1,357	485	772	21	**3,167**
KISORO	346	411	3,014	17,040	6,538	383	**27,732**
KOBOKO	98	199		2	34		**333**
NTOROKO		8					**8**
ZOMBO	3	379	32	10			**424**
Total	**1,060**	**9,013**	**5,573**	**18,965**	**7,532**	**414**	**42,557**

Status of Transit / Reception Centres and Collection Points in West Nile

Location	Capacity	Population	Arrivals*	Settled*
Goboro TC	1,000	22	738	
Imvepi RC	700	149	2,164	1,877
Kuluba TC	1,200	714	655	
Lokung CP	560	741	3,054	1,925
Nyumanzi RC	2,000	596	2,043	1,618
Ocea RC	800	705	5,927	5,217
Omugo QC	1,500	269	6,160	
Palabek CP	200	0	3,546	3,498
	Total capacity	Total population	Total settled	
	7,960	3,196	14,135	

** Figures for arrivals and settled are cumulative from January 2022 to date*
Note: *Refugees at Goboro TC relocate to Imvepi RC after quarantine; some new arrivals at Palabek CP are unregistered refugees from Palabek; refugees at Omugo QC relocate to Ocea RC and Imvepi RC for registration*

Status of Holding / Transit / Reception Centres in South & Mid West

Location	Capacity	Population	Arrivals*	Settled*
Bubukwanga TC	1,200	80	8,637	
Bwera HC	260	119	1,259	
Kabazana RC	1,200	1,175	7,690	4,265
Kagoma RC	1,000	1,026	2,927	1,666
Mahani RC	1,000	2	7,989	8,091
Nyakabande TC	7,200	17,668	27,814	
Sebagoro TC	200	0	2,765	
Sweswe RC	1,000	89	1,428	1,343
	Total capacity	Total population	Total settled	
	13,060	20,159	15,365	

** Figures for arrivals and settled are cumulative from January 2022 to date*
Note: *Refugees at Sebagoro TC relocate to Kagoma RC; refugees at Bubukwanga TC relocate to Mahani RC and Sweswe RC; refugees at Nyakabande TC relocate to Kabazana RC; figures for Nyakabande TC include those for the holding area*

Influx data: OPM, UNHCR **Author:** UNHCR Representation in Uganda **Feedback:** ugakaimug@unhcr.org **For more info, please visit:** www.ugandarefugees.org