Refugee Influx Dashboard

Uganda Refugee Response

As of

09-Jun-22

Key figures and narrative analysis

62,256

New arrivals since January 2022

18,767 South Sudan

43,488 DR Congo

16,380

Current population in CP/TC/RC/HC

3,475 West Nile

12,905 South & Mid West

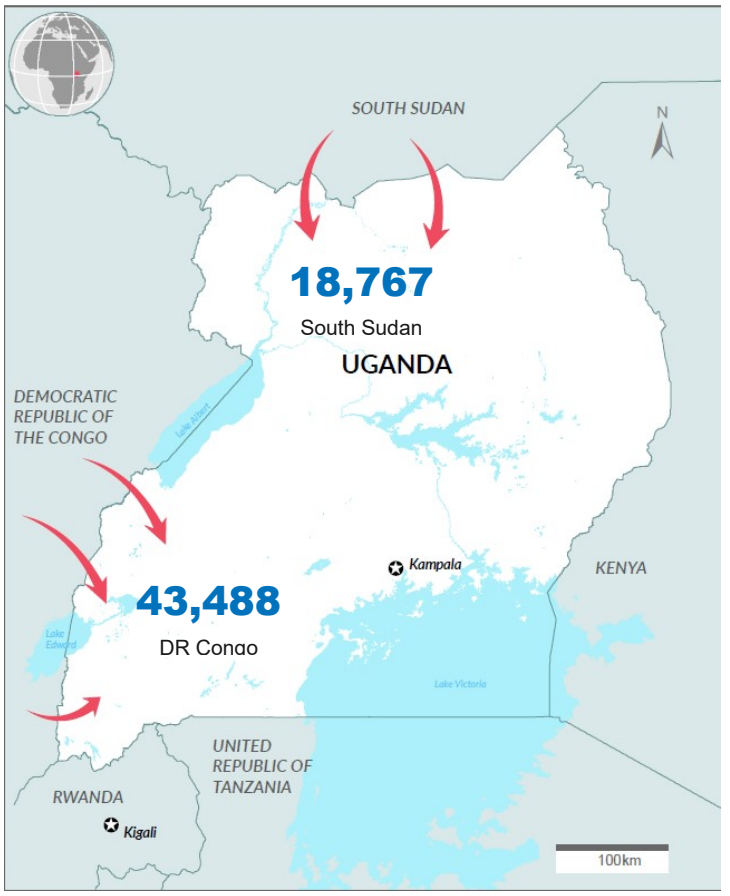

Uganda continues to receive new arrivals from the Democratic Republic of Congo (DRC) and South Sudan, through the Southwestern and Northern borders.

Fighting broke out yesterday at Bunagana border and the situation remains tense. There were no relocations during the reporting week and the population at the holding and transit centres is now 10,023 as of 9 June 2022.

During the reporting period, Bwera Holding Centre in Kasese district had a population of 137 individuals .

Note that this dashboard is only showing figures for new arrivals who have undergone Level 1 registration, it therefore does not include those who are staying along the border or with host community.

New arrivals from South Sudan by district of entry

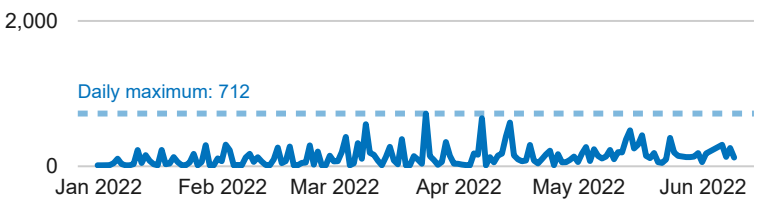

District	January	February	March	April	May	June	Total
ADJUMANI					962		**962**
AMURU	969	1,602	1,866	1,606	1,897	241	**8,181**
ARUA	10	308	559	151			**1,028**
KOBOKO	453	232	1,401	512	1,210	387	**4,195**
LAMWO			533	1,669	1,132	288	**3,622**
YUMBE	209	238	172	70	56	34	**779**
Total	**1,641**	**2,380**	**4,531**	**4,008**	**5,257**	**950**	**18,767**

Note: *New arrivals by district of entry are counted through Level 1 registration*

New arrivals from DR Congo by district of entry

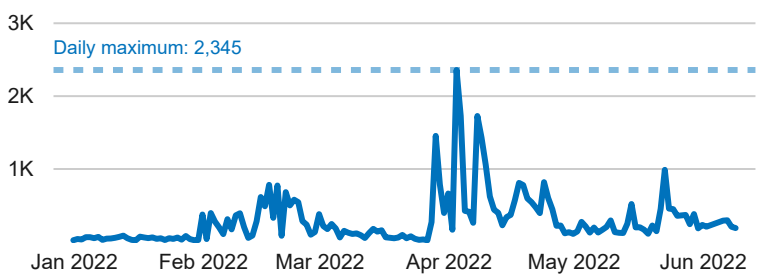

District	January	February	March	April	May	June	Total
ARUA	6	39	55				**100**
BUNDIBUGYO	602	7,340	1,109	246	121	4	**9,422**
HOIMA		101					**101**
KANUNGU			6				**6**
KASESE	5	4		1,182	67	28	**1,286**
KIKUUBE		532	1,357	485	772	231	**3,377**
KISORO	346	411	3,014	17,040	6,538	1,070	**28,419**
KOBOKO	98	199		2	34	12	**345**
NTOROKO		8					**8**
ZOMBO	3	379	32	10			**424**
Total	**1,060**	**9,013**	**5,573**	**18,965**	**7,532**	**1,345**	**43,488**

Status of Transit / Reception Centres and Collection Points in West Nile

Location	Capacity	Population	Arrivals*	Settled*
Goboro TC	1,000	23	766	
Imvepi RC	700	138	2,269	2,012
Kuluba TC	1,200	487	968	
Lokung CP	560	632	3,185	2,512
Nyumanzi RC	2,000	553	2,227	2,068
Ocea RC	800	1,474	6,416	5,217
Omugo QC	1,500	168	6,328	
Palabek CP	200	0	3,546	3,498
	Total capacity	Total population	Total settled	
	7,960	3,475	15,307	

** Figures for arrivals and settled are cumulative from January 2022 to date*
Note: *Refugees at Goboro TC relocate to Imvepi RC after quarantine; some new arrivals at Palabek CP are unregistered refugees from Palabek; refugees at Omugo QC relocate to Ocea RC and Imvepi RC for registration*

Status of Holding / Transit / Reception Centres in South & Mid West

Location	Capacity	Population	Arrivals*	Settled*
Bubukwanga TC	1,200	118	8,640	
Bwera HC	260	137	1,278	
Kabazana RC	1,200	1,064	8,165	4,762
Kagoma RC	1,000	1,471	3,215	1,666
Mahani RC	1,000	2	7,989	8,091
Nyakabande TC	7,200	10,023	28,501	
Sebagoro TC	200	0	3,053	
Sweswe RC	1,000	90	1,429	1,343
	Total capacity	Total population	Total settled	
	13,060	12,905	15,862	

** Figures for arrivals and settled are cumulative from January 2022 to date*
Note: *Refugees at Sebagoro TC relocate to Kagoma RC; refugees at Bubukwanga TC relocate to Mahani RC and Sweswe RC; refugees at Nyakabande TC relocate to Kabazana RC; figures for Nyakabande TC include those for the holding area*

Influx data: OPM, UNHCR **Author:** UNHCR Representation in Uganda **Feedback:** ugakaimug@unhcr.org **For more info, please visit:** www.ugandarefugees.org