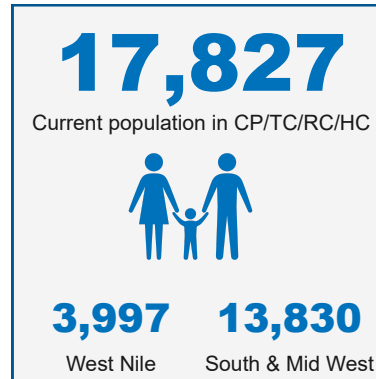


Key figures and narrative analysis

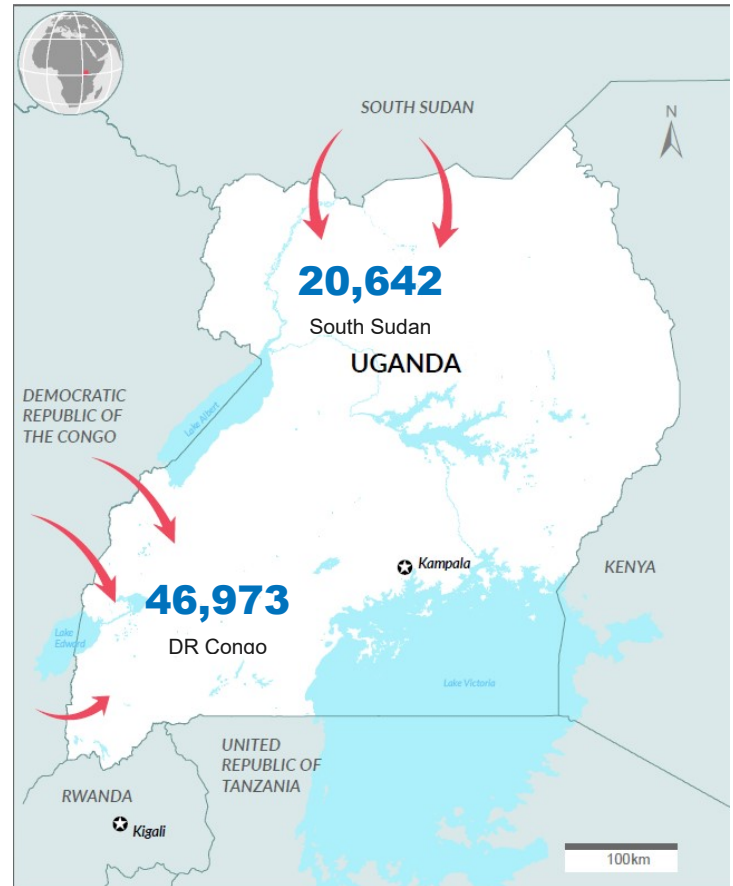


Uganda continues to receive new arrivals from the Democratic Republic of Congo (DRC) and South Sudan, through the Southwestern and Northern borders.

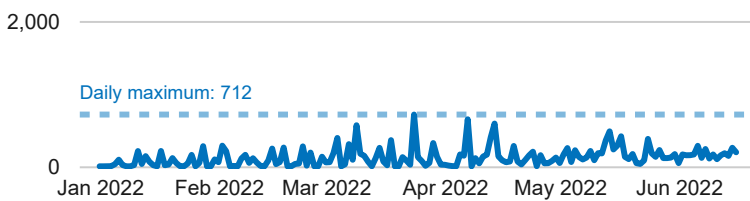
The situation remains calm at Bunagana border but also unpredictable. In the reporting period, a total of 830 individuals were relocated to Nakivale refugee settlement and as a result, the population at the holding and transit centres is now 10,078 as of 16 June 2022.

During the reporting period, a total of 112 individuals were relocated to Rwamwanja refugee settlement from Bwera Holding Centre in Kasese district and now holds a population of 26 individuals.

Note that this dashboard is only showing figures for new arrivals who have undergone Level 1 registration, it therefore does not include those who are staying along the border or with host community.



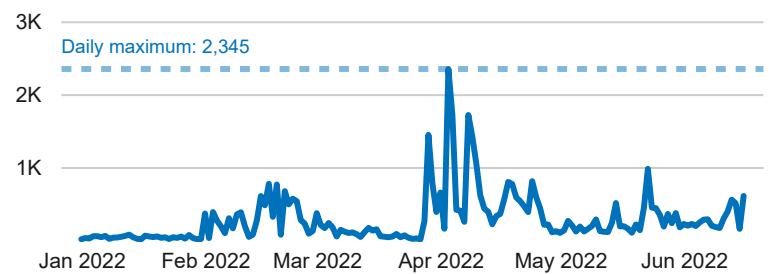
New arrivals from South Sudan by district of entry



District	January	February	March	April	May	June	Total
ADJUMANI					962		962
AMURU	969	1,602	1,866	1,606	1,959	858	8,860
ARUA	10	308	559	151			1,028
KOBOKO	453	232	1,401	512	1,280	677	4,555
LAMWO			533	1,669	1,208	1,032	4,442
YUMBE	209	238	172	70	72	34	795
Total	1,641	2,380	4,531	4,008	5,481	2,601	20,642

Note: New arrivals by district of entry are counted through Level 1 registration

New arrivals from DR Congo by district of entry



District	January	February	March	April	May	June	Total
ARUA	6	39	55				100
BUNDIBUGYO	602	7,340	1,109	246	132	53	9,482
HOIMA		101					101
KANUNGU			6				6
KASESE	5	4		1,182	67	37	1,295
KIKUUBE		532	1,357	485	780	542	3,696
KISORO	346	411	3,014	17,040	6,702	3,989	31,502
KOBOKO	98	199		2	34	26	359
NTOROKO			8				8
ZOMBO	3	379	32	10			424
Total	1,060	9,013	5,573	18,965	7,715	4,647	46,973

Status of Transit / Reception Centres and Collection Points in West Nile

Location	Capacity	Population	Arrivals*	Settled*
Goboro TC	1,000	11	782	
Imvepi RC	700	184	2,315	2,012
Kuluba TC	1,200	499	1,034	
Lokung CP	560	1,147	4,008	2,804
Nyumanzi RC	2,000	888	2,906	2,068
Ocea RC	800	1,100	7,041	5,834
Omugo QC	1,500	168	6,328	
Palabek CP	200	0	3,546	3,498
Total capacity	7,960	Total population	3,997	Total settled
				16,216

* Figures for arrivals and settled are cumulative from January 2022 to date

Note: Refugees at Goboro TC relocate to Imvepi RC after quarantine; some new arrivals at Palabek CP are unregistered refugees from Palabek; refugees at Omugo QC relocate to Ocea RC and Imvepi RC for registration

Status of Holding / Transit / Reception Centres in South & Mid West

Location	Capacity	Population	Arrivals*	Settled*
Bubukwanga TC	1,200	130	8,700	
Bwera HC	260	26	1,289	
Kabazana RC	1,200	1,096	8,722	5,313
Kagoma RC	1,000	1,675	3,440	1,887
Mahani RC	1,000	114	8,101	8,091
Nyakabande TC	7,200	10,708	31,584	
Sebagoro TC	200	0	3,278	
Sweswe RC	1,000	81	1,429	1,348
Total capacity	13,060	Total population	13,830	Total settled
				16,639

* Figures for arrivals and settled are cumulative from January 2022 to date

Note: Refugees at Sebagoro TC relocate to Kagoma RC; refugees at Bubukwanga TC relocate to Mahani RC and Sweswe RC; refugees at Nyakabande TC relocate to Kabazana RC; figures for Nyakabande TC include those for the holding area