



Tanzania Refugee Population Update

as of 31 May 2022



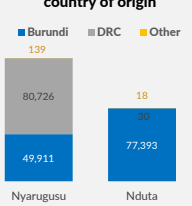
Key Figures



249,029*

Population of Concern

Camp-based population by country of origin



83.7%
208,217
Living in camps

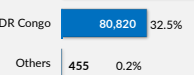
7.6%
18,950
Living in settlements

8.6%
21,507
Living in villages

0.1%
205
Living in urban area

89%
220,737
Refugees

Country of origin



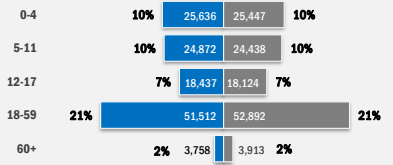
11%
28,292
Asylum-seekers

Age and Gender

55%
0-17
Children

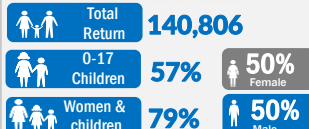
3%
60+
Older People

Age (Years)



Durable Solutions

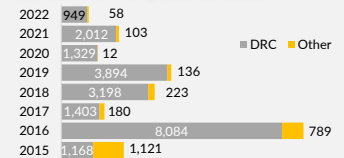
Voluntary return of Burundian refugees, 2017-2022



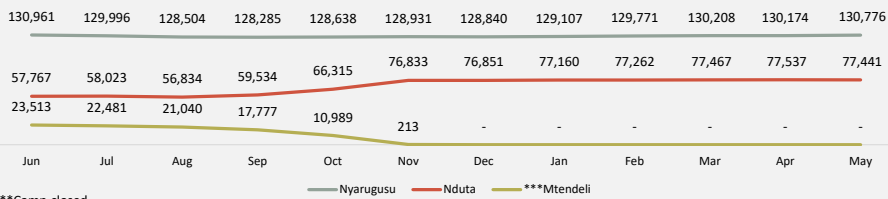
Local integration

162,000
former Burundian refugees (1972) granted citizenship by the Government of Tanzania.

Resettlement departures by country of origin, 2015-2022

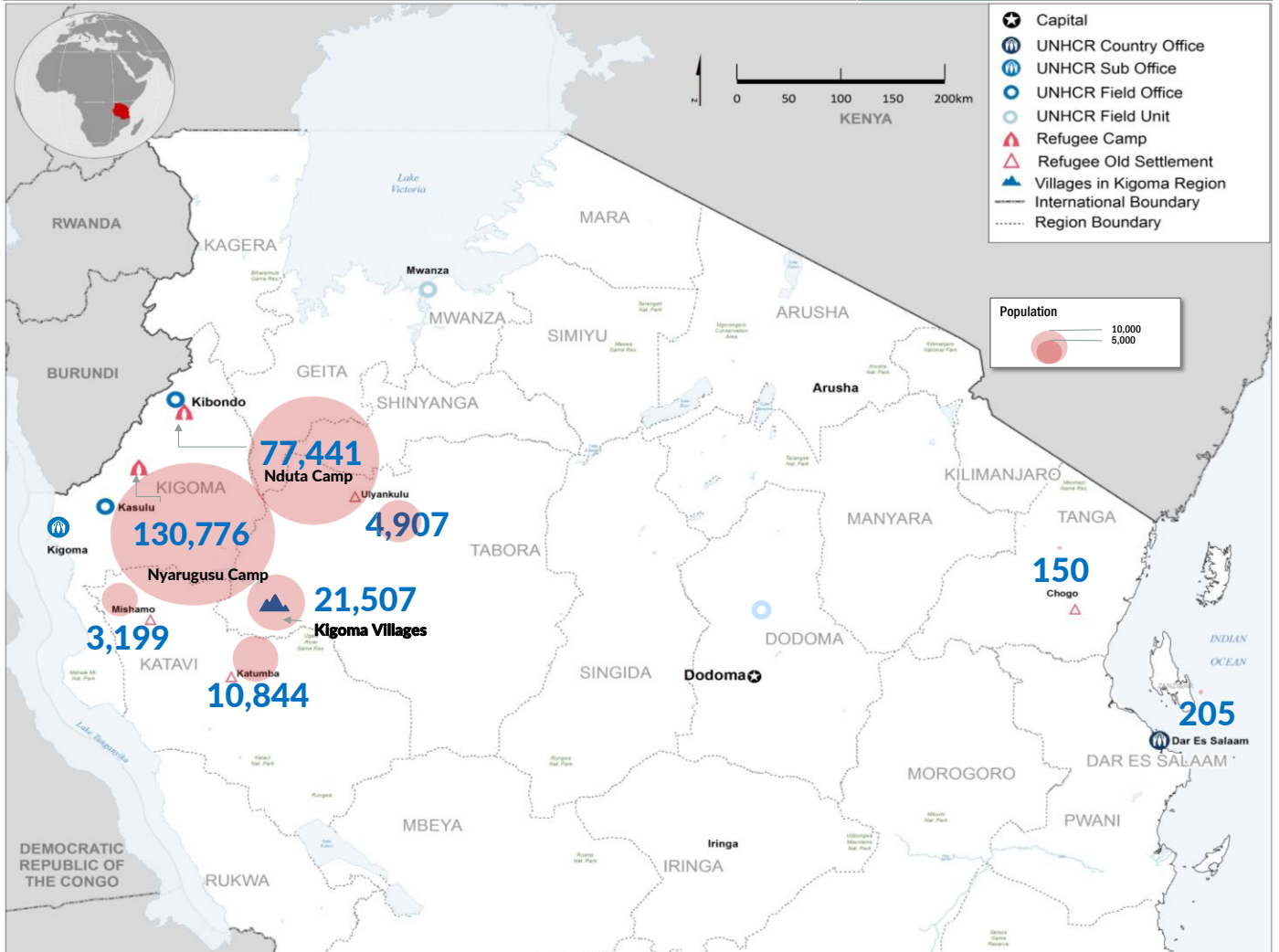
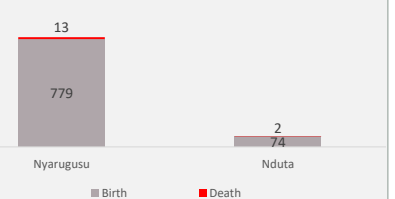


Camp population trend: June 2021 to May 2022



***Camp closed

Births vs Deaths



The boundaries and names shown and the designations used on this map do not imply official endorsement or acceptance by the United Nations. Sources: Boundaries: UNCS; Background: USGS; Data: Government of Tanzania, UNHCR.

For more information, please contact: MALLYA@unhcr.org or visit: <https://data2.unhcr.org/en/situations/burundi/location>