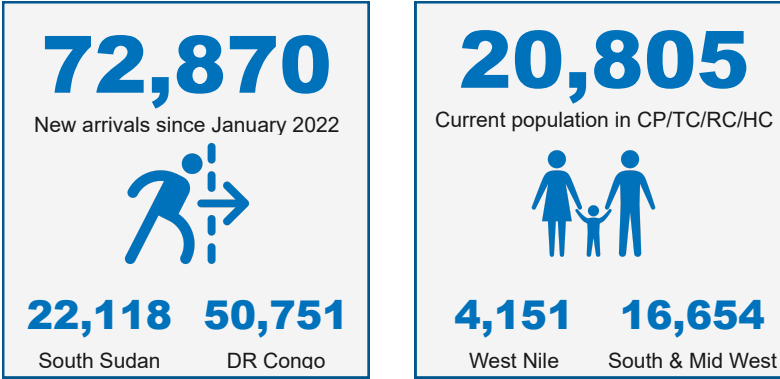


Key figures and narrative analysis

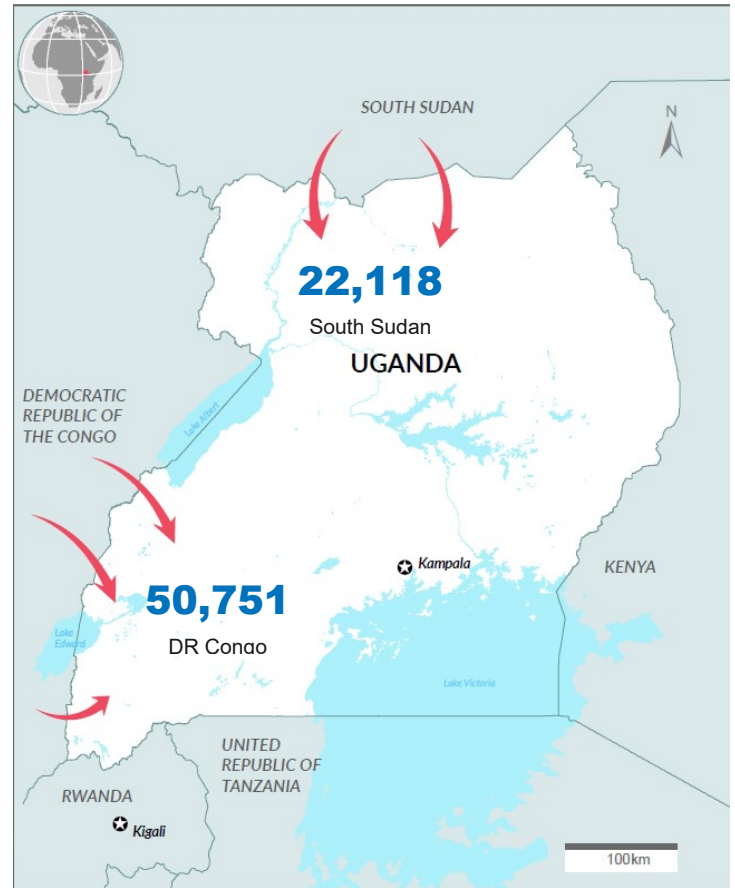


Uganda continues to receive new arrivals from the Democratic Republic of Congo (DRC) and South Sudan, through the Southwestern and Northern borders.

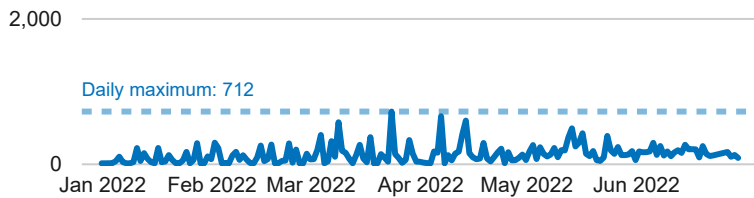
The situation remains calm at Bunagana border but also unpredictable. In the reporting period, a total of 910 individuals were relocated to Nakivale refugee settlement and as a result, the population at the holding and transit centres is now 12,930 as of 30 June 2022.

The holding capacity at Kabazana reception centre (receiving new arrivals from Nyakabande transit centre) in Nakivale is stretched by 6 percent (holding capacity of 1200 is holding 1,274 individuals). During the reporting period, 33 individuals were relocated to Rwamwanja refugee settlement from Bwera Holding Centre in Kasese district and is currently closed.

Note that this dashboard is only showing figures for new arrivals who have undergone Level 1 registration, it therefore does not include those who are staying along the border or with host community.



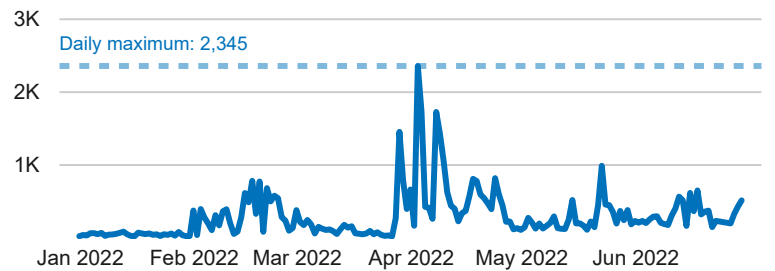
New arrivals from South Sudan by district of entry



District	January	February	March	April	May	June	Total
ADJUMANI					962		962
AMURU	969	1,602	1,866	1,606	1,959	1,334	9,336
ARUA	10	308	559	151			1,028
KOBOKO	453	232	1,401	512	1,280	889	4,767
LAMWO			533	1,669	1,208	1,768	5,178
YUMBE	209	238	172	70	72	86	847
Total	1,641	2,380	4,531	4,008	5,481	4,077	22,118

Note: New arrivals by district of entry are counted through Level 1 registration

New arrivals from DR Congo by district of entry



District	January	February	March	April	May	June	Total
ARUA	6	39	55				100
BUNDIBUGYO	602	7,340	1,109	246	132	53	9,482
HOIMA		101					101
KANUNGU			6				6
KIKUUBE		532	1,357	485	780	799	3,953
KISORO	346	411	3,014	17,040	6,702	7,507	35,020
KOBOKO	98	199		2	34	29	362
NTOROKO		8					8
ZOMBO	3	379	32	10			424
Total	1,055	9,009	5,573	17,783	7,648	8,388	49,456

Status of Transit / Reception Centres and Collection Points in West Nile

Location	Capacity	Population	Arrivals*	Settled*
Goboro TC	1,000	35	834	
Imvepi RC	700	111	2,324	2,094
Kuluba TC	1,200	428	1,465	
Lokung CP	560	1,706	4,744	3,140
Nyumanzi RC	2,000	964	3,365	2,533
Ocea RC	800	907	7,049	5,993
Omugo QC	1,500	0	6,328	
Palabek CP	200	0	3,546	3,498
Total capacity	7,960	4,151	17,258	

* Figures for arrivals and settled are cumulative from January 2022 to date
Note: Refugees at Goboro TC relocate to Imvepi RC after quarantine; some new arrivals at Palabek CP are unregistered refugees from Palabek; refugees at Omugo QC relocate to Ocea RC and Imvepi RC for registration

Status of Holding / Transit / Reception Centres in South & Mid West

Location	Capacity	Population	Arrivals*	Settled*
Bubukwanga TC	1,200	82	8,703	
Kabazana RC	1,200	1,274	11,420	7,320
Kagoma RC	1,000	1,973	3,738	1,887
Mahani RC	1,000	309	8,101	8,091
Nyakabande TC	7,200	12,930	35,102	
Sebagoro TC	200	0	3,576	
Sweswe RC	1,000	86	1,434	1,348
Total capacity	12,800	16,654	18,646	

* Figures for arrivals and settled are cumulative from January 2022 to date
Note: Refugees at Sebagoro TC relocate to Kagoma RC; refugees at Bubukwanga TC relocate to Mahani RC and Sweswe RC; refugees at Nyakabande TC include those for the holding area