

# Multi-Sector Needs Assessment Moldova

Child Protection  
6 July 2022

# Objectives

Context: Lack of comprehensive, generalizable statistically representative assessments of refugees' needs and vulnerabilities

Support an evidence-based humanitarian response in Moldova through the provision of multi-sectoral data about the needs and coping capacities of Ukrainian refugee households in the country.

Understand household composition of refugees, including key demographics

Identify priority needs of refugee households, including health needs, education needs, accommodation needs, livelihood needs, and protection risks

Understand coping capacity and vulnerability/resilience in the event of protracted displacement

Identify household profiles with most critical needs to inform targeting

Identify needs and impact of humanitarian aid

# Methodology and sampling

## Population of interest

All Ukrainians in Moldova displaced due to war living in the Refugee Accommodation Centres (RACs) or in the host community. Due to operational challenges in data collection, the Transnistrian region was not included in the sampling frame.

## Sampling

Probability stratified random sampling at RAC level and non-random purposive sampling at Ukrainians displaced due to war and residing in the host community in Moldova (non-RAC). Due to the limited availability of primary data regarding the number and the location of Ukrainians in Moldova living in the host community, findings for refugees living in the host community should be considered as indicative only. **Moreover, the sampling frame excluded settlements with less than 50 refugees and RACs reporting less than 20 inhabitants. This is to account for the potential operational challenges in identifying respondents in these communities. Further details about the total number of refugees living in Moldova is available on the [UNHCR Data Portal](#).**

## Data collection method

Face-to-face interviews with head-of-family or another person knowledgeable about the socio-economic situation. The questionnaire included both questions about the situation of the family as well as individual members. Data was collected between May 16 – May 31, 2022.

Findings for Ukrainians living in RACs are statistically significant at 95% level of confidence and 10% margin of error. Findings for Ukrainian living in the host community (non-RAC) are indicative only.

Strata	Estimated number of families	Final Sample size (# of interviews collected)
RAC	910	130
Community	12,675	574
<b>Total</b>	<b>13,585</b>	<b>704</b>

## Sampling frame

Community		RACs	
Raion	# of interviews	Raion	# of interviews
Anenii Noi	11	Anenii Noi	2
Balti	43	Balti	5
Cahul	3	Basarabeasca	2
Calarasi	1	Briceni	1
Causeni	8	Cahul	8
Chisinau	443	Chisinau	78
Edinet	8	Cimislia	4
Falesti	3	Criuleni	2
Ialoveni	2	Dubarasi	6
Ocnita	4	Edinet	1
Orhei	4	Falesti	6
Rezina	2	Ialoveni	5
Stefan Voda	10	Stefan Voda	2
Straseni	2	Straseni	2
Taraclia	9	Telenesti	4
Telenesti	3	Ungheni	1
Ungheni	4	UTA Gagauzia	1
UTA Gagauzia	14	<b>Total</b>	<b>130</b>
<b>Total</b>	<b>574</b>		

In total, enumerator teams travelled to 36 cities and villages to interview Ukrainians living in communities and 20 cities and villages to interview Ukrainians living inside RACs – covering 39 RACs in total.

# Key Preliminary Findings Child Protection


## Demographics

 **67%**  **33%**


Average age **31** years old

 **53%**  **47%**

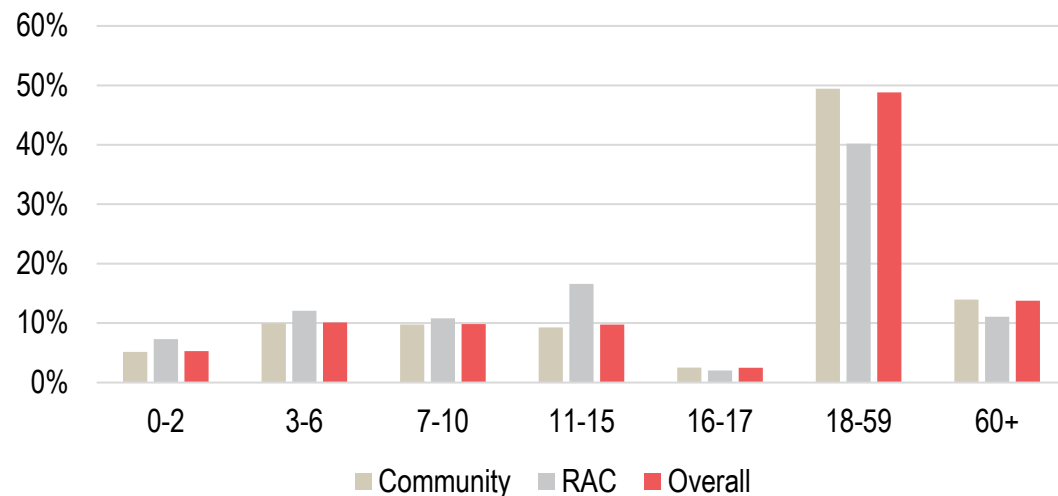
Average family size **2.8** members

 **37%** of family members are children under 18

 **62%** of families have children

 **4%** of families have an either pregnant or lactating woman in composition

### Proportion of individuals by age groups

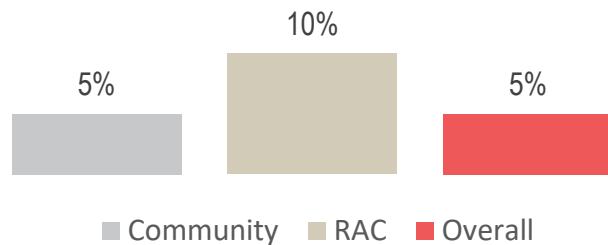


### Proportion of families by oblast of origin

Oblast of origin	Community	RAC	Overall
Odessa	53%	59%	54%
Mykolaiv	15%	22%	16%
Kyiv city	10%	3%	10%
Kharkov	6%	4%	6%
Kherson	3%	1%	2%

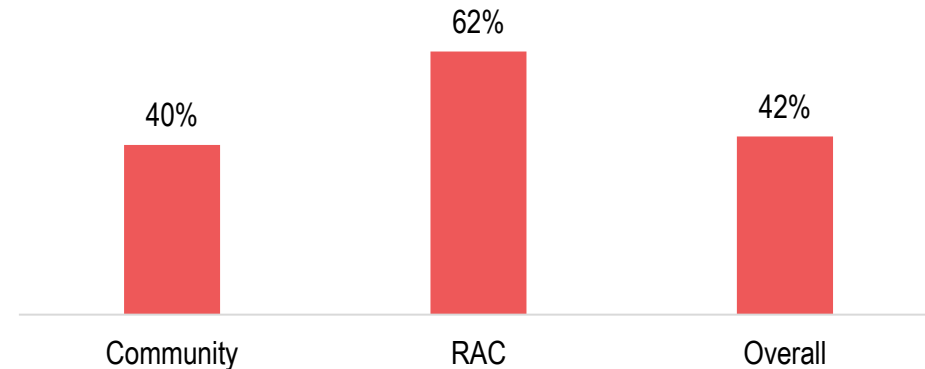
## Child Protection

### Proportion of families caring for children who had not been caring when in Ukraine



Of the **5%** of families (**n=27**) reporting caring for a child who had not been caring for in Ukraine, 93% reported (**n=25**) the children are in contact with their caregivers in Ukraine.

### Proportion of families reporting accessing recreational activities for children



Families residing in RACs (62%) were more likely to report accessing activities for their children compared to families residing outside RACs (40%).

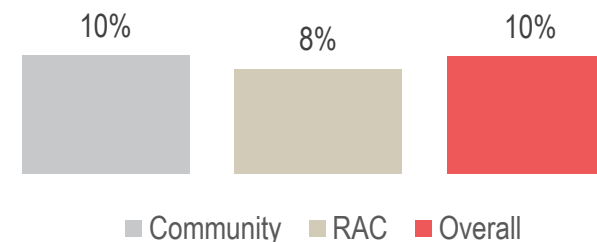


## Child Protection

### Families reporting on the perceived threats in their location

Reported issues	Community	RAC	Overall
I do not know about any threats	7%	8%	7%
Discrimination	3%	2%	3%
Verbal harassment	2%	3%	2%
Being robbed	1%	2%	1%
Being kidnapped	1%	2%	1%
No threat	88%	86%	88%

### Families reporting experiencing instances of discrimination treatment since arriving to Moldova



## Protection - GBV

### Families reporting on the safety concerns for **boys** in the area

Choices	Community	RAC	Overall
Violence in the community	2%	4%	2%
Psychological distress or trauma	2%	2%	2%
Bullying at school	1%	1%	1%
Risk of trafficking	1%	1%	1%
Lack of birth certificate	1%	0%	1%
Lack of ID	1%	0%	1%
Family separation	0%	4%	1%
Risk of recruitment by armed group	0%	1%	0%
Risk of sexual abuse	0%	1%	0%
Child labour	0%	0%	0%
Child marriage	0%	0%	0%
Violence within home	0%	0%	0%
I do not know	18%	17%	17%
No risks	77%	74%	77%

### Families reporting on the safety concerns for **girls** in the area

Choices	Community	RAC	Overall
Violence in the community	3%	3%	3%
Risk of sexual abuse	3%	1%	2%
Psychological distress or trauma	2%	1%	2%
Bullying at school	1%	1%	1%
Family separation	1%	1%	1%
Risk of trafficking	1%	2%	1%
Lack of birth certificate	0%	0%	0%
Lack of ID	0%	0%	0%
Child marriage	0%	1%	0%
Risk of recruitment by armed group	0%	1%	0%
Violence within home	0%	1%	0%
I do not know	15%	19%	15%
No risks	78%	74%	78%

## Next Steps

Dates	Activity
end June – mid July	Interactions with the working groups and other interest government and humanitarian actors
mid July	Factsheet with findings
end July	Final presentation of findings
August	Final report

Output	Download link
Terms of Reference (Survey protocol) of the Multi-Sector Needs Assessment in Moldova	<a href="#">Link</a>
Dataset	<a href="#">Link</a>
Preliminary findings presentation	<a href="#">Link</a>
Multi Sector Needs Assessment in Moldova General Page	<a href="#">Link</a>

# Thank you for your attention



[elaur@unicef.org](mailto:elaur@unicef.org)

Monitoring and Evaluation Specialist with  
UNICEF Moldova



[alin.luchian@reach-initiative.org](mailto:alin.luchian@reach-initiative.org)

MSNA Focal Point with REACH Initiative