

# Multi-Sector Needs Assessment Moldova

Key preliminary findings  
07 July 2022

# Objectives

**Context: Lack of comprehensive, generalizable statistically representative assessments of refugees' needs and vulnerabilities**

Support an evidence-based humanitarian response in Moldova through the provision of multi-sectoral data about the needs and coping capacities of Ukrainian refugee households in the country.

Understand household composition of refugees, including key demographics

Identify priority needs of refugee households, including health needs, education needs, accommodation needs, livelihood needs, and protection risks

Understand coping capacity and vulnerability/resilience in the event of protracted displacement

Identify household profiles with most critical needs to inform targeting

Identify needs and impact of humanitarian aid

# Methodology and sampling

## Population of interest

All Ukrainians in Moldova displaced due to war living in the Refugee Accommodation Centres (RACs) or in the host community. Due to operational challenges in data collection, the Transnistrian region was not included in the sampling frame.

## Sampling

Probability stratified random sampling at RAC level and non-random purposive sampling at Ukrainians displaced due to war and residing in the host community in Moldova (non-RAC). Due to the limited availability of primary data regarding the number and the location of Ukrainians in Moldova living in the host community, findings for refugees living in the host community should be considered as indicative only. Moreover, the sampling frame excluded settlements with less than 50 refugees and RACs reporting less than 20 inhabitants. This is to account for the potential operational challenges in identifying respondents in these communities. Further details about the total number of refugees living in Moldova is available on the [UNHCR Data Portal](#).

## Data collection method

Face-to-face interviews with head-of-family or another person knowledgeable about the socio-economic situation. The questionnaire included both questions about the situation of the family as well as individual members. Data was collected between May 16 – May 31, 2022.

Findings for Ukrainians living in RACs are statistically significant at 95% level of confidence and 10% margin of error. Findings for Ukrainian living in the host community (non-RAC) are indicative only.

Strata	Estimated number of families	Final Sample size (# of interviews collected)
RAC	910	130
Community	12,675	574
<b>Total</b>	<b>13,585</b>	<b>704</b>

## Sampling frame

Community		RACs	
Raion	# of interviews	Raion	# of interviews
Anenii Noi	11	Anenii Noi	2
Balti	43	Balti	5
Cahul	3	Basarabasca	2
Calarasi	1	Briceni	1
Causeni	8	Cahul	8
Chisinau	443	Chisinau	78
Edinet	8	Cimislia	4
Falesti	3	Criuleni	2
Ialoveni	2	Dubarasi	6
Ocnita	4	Edinet	1
Orhei	4	Falesti	6
Rezina	2	Ialoveni	5
Stefan Voda	10	Stefan Voda	2
Straseni	2	Straseni	2
Taraclia	9	Telenesti	4
Telenesti	3	Ungheni	1
Ungheni	4	UTA Gagauzia	1
UTA Gagauzia	14	<b>Total</b>	<b>130</b>
<b>Total</b>	<b>574</b>		

In total, enumerator teams travelled to 36 cities and villages to interview Ukrainians living in communities and 20 cities and villages to interview Ukrainians living inside RACs – covering 39 RACs in total.

# Key Preliminary Findings

## Demographics

 **67%**  **33%**

Average age **31** years old

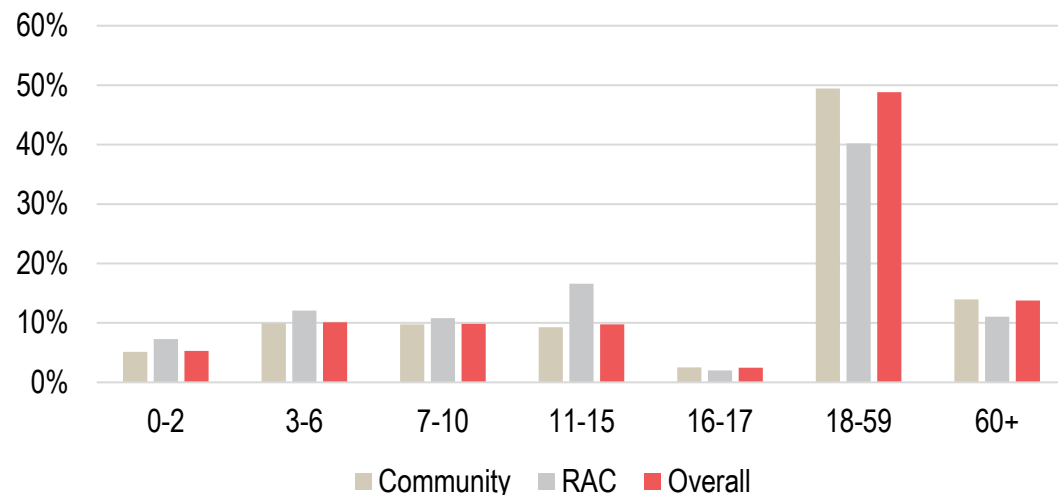
 **2.8** average family size

 **37%** of family members are children under 18

 **62%** of families have children

 **4%** of women are either pregnant or lactating

### Proportion of individuals by age groups



### Proportion of families by oblast of origin

Oblast of origin	Community	RAC	Overall
Odessa	53%	59%	54%
Mykolaiv	15%	22%	16%
Kyiv city	10%	3%	10%
Kharkov	6%	4%	6%
Kherson	3%	1%	2%

Women were found to comprise the highest proportion of family members (67%).

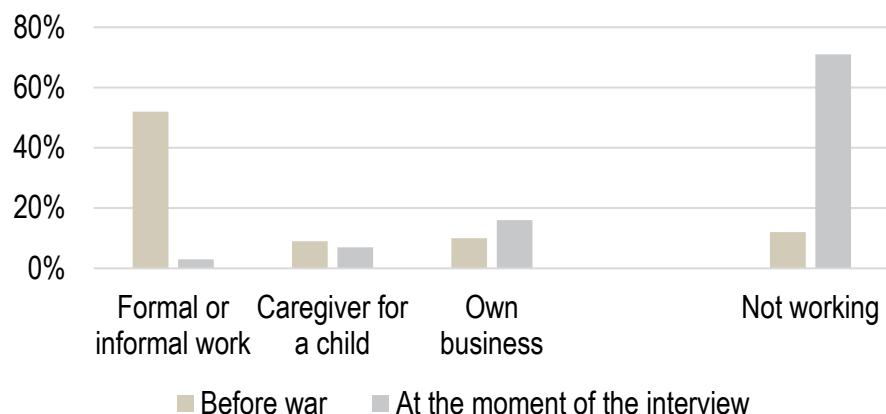
Almost half of all household members (49%) were found to be adults between 18 and 59 years old, followed by those above the age of 60 (14%).

Population residing in RACs (49%) was found to comprise a higher proportion of individuals under the age of 18, compared to the population outside RACs (37%).

Of all families, 8% of families reported moving to another oblast in Ukraine between the beginning of war and coming to Moldova

## Livelihoods and inclusion

### Families reporting on the occupation of the head of household before and after displacement (main 3)

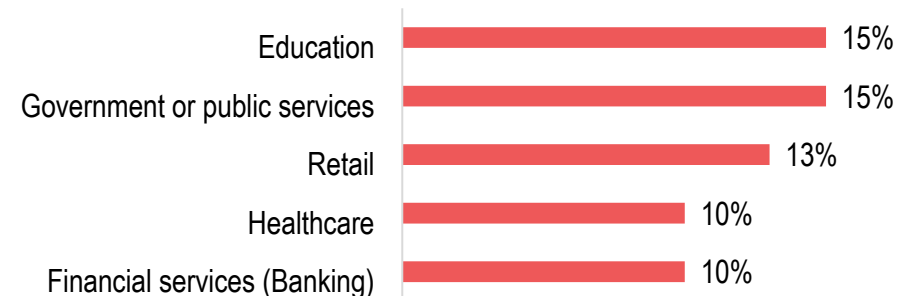


The majority of head of households reported not working while in Moldova (71%), reflecting a 59% increase from the time period before the war. Before the war, the majority of head of households reported to be working in the education (15%) or public services sector (15%).

Notably, just above half (58%) of head of households reported not having to learn a new language in order to integrate in the labor market in Moldova.

Respondents did not seem to see as an issue the equivalation of their study diplomas in Moldova, as 80% reported not having to do so in order to have access to labor market.

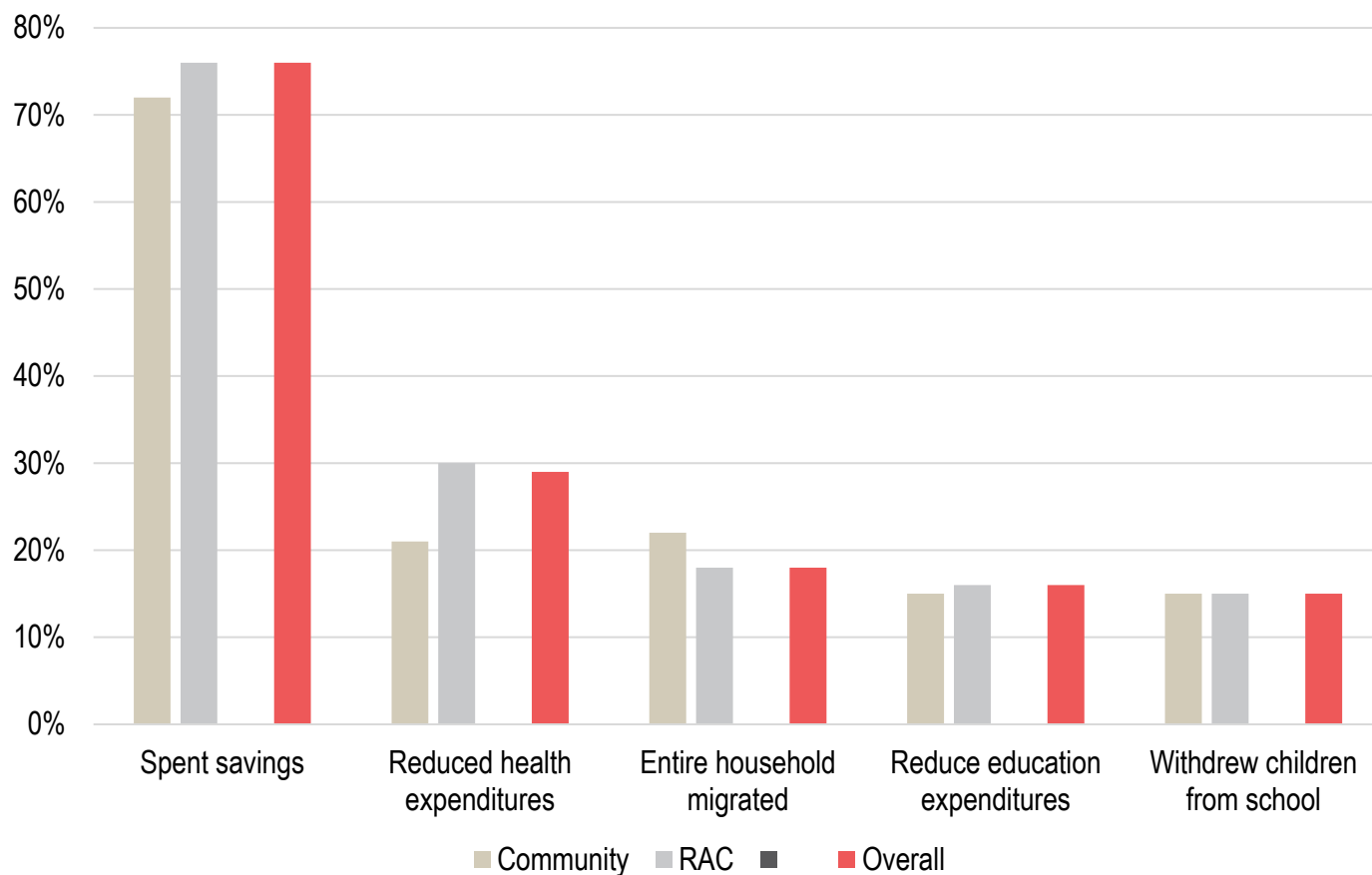
### Top three sectors of occupation of head of family before coming to Moldova





# Livelihoods and inclusion

## Livelihood coping strategies



Almost eight out of ten families (76%) reported having spent their savings in order to cover for their main needs in the 30 days prior to data collection, representing the most often-reported coping strategy by the families in the 30 days prior to data collection.

# Cash and markets

## Proportion of families reporting on their main sources of income and the calculated averages of reported amounts

Sources of income	Community		RAC		Overall	
	% reporting on the source of income	Average amount	% reporting on the source of income	Average amount	% reporting on the source of income	Average amount
Savings or pension	52%	4,650	52%	14,374	63%	13,955
Humanitarian assistance	62%	5,564	59%	5,238	62%	5,256
Remittances	13%	5,333	5%	7,465	13%	7,427
Government assistance	11%	4,321	15%	4,751	11%	4,713
Salaried work	6%	4,417	12%	8,129	7%	7,820
Charitable donations (not including humanitarian assistance)	6%	1,000	5%	2,836	6%	2,785
Support from family and friends (not including remittances)	5%	8,800	2%	5,343	5%	5,419
Own business	3%	15,000	2%	12,250	3%	12,388
Informal work	2%	-	0%	3,333	1%	3,333
Other kinds of income	0%	11,000	0%	3,000	0%	4,095

Families coming from Ukraine reported savings as their main source of income in the 30 days prior to data collection (63%), followed by humanitarian assistance (62%) and remittances (13%).

As also indicated in previous indicators, savings have remained a consistent source of livelihoods for majority of people. However, in an event of protracted, longer displacement, savings may run out and the vulnerability of Ukrainian families in Moldova may increase.

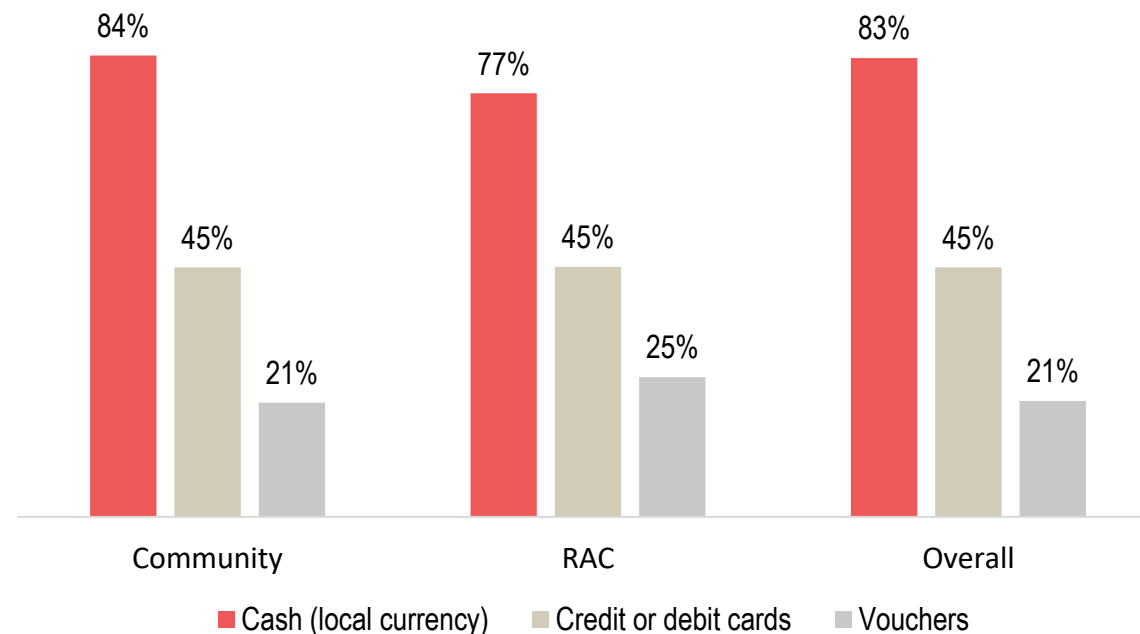
## Cash and markets

### Families reporting on their average expenditures in the past 30 days

Choices	Community	RAC	Overall
Rent	4,845	-	4,845
Food	3,879	3,204	3,838
Fuel	2,095	1,456	2,065
Non-household items	1,320	1,461	1,329
All other frequent expenditures	1,219	1,740	1,321
Utilities	1,307	1,950	1,309
Transportation	532	503	531
Water	518	358	510
Communications	261	251	260

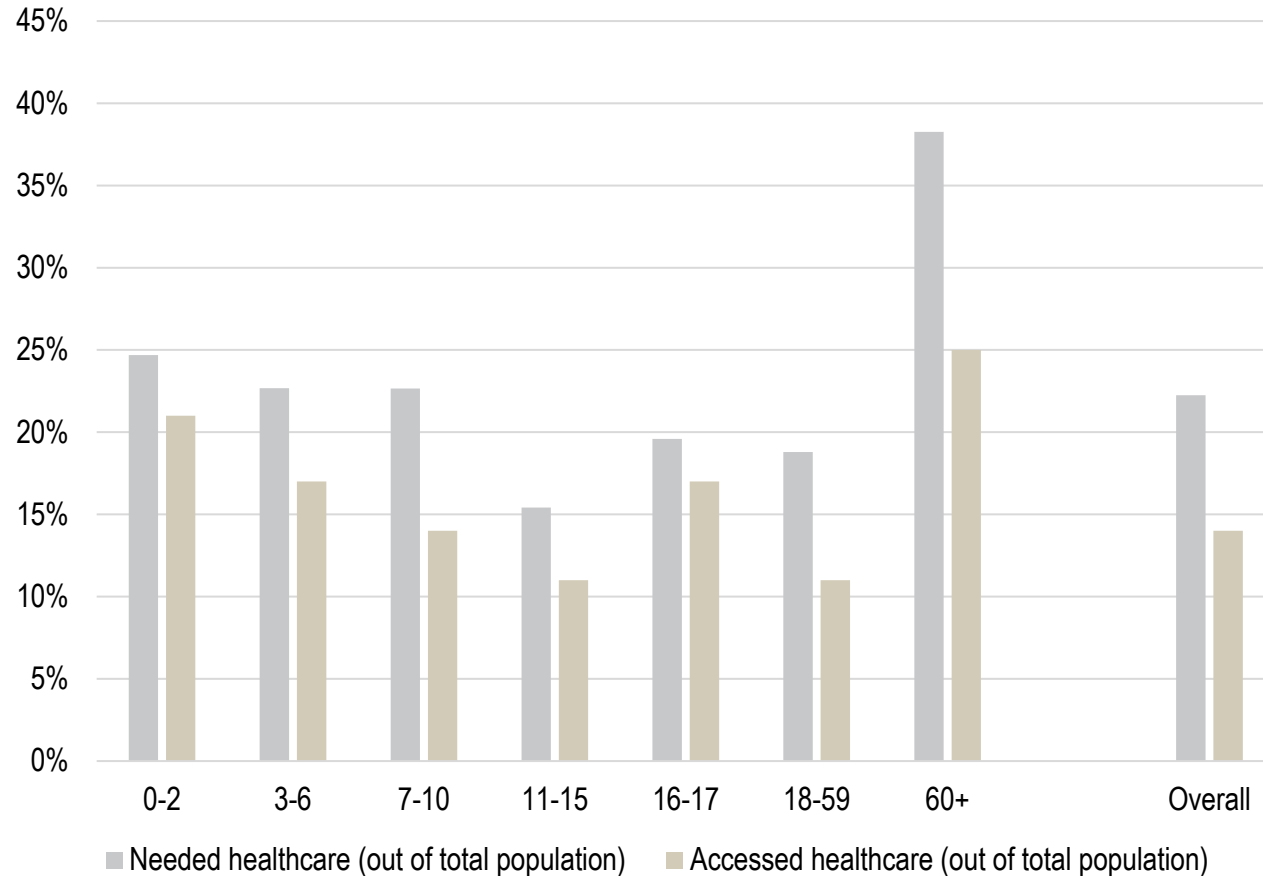
**85% of families reported the presence of banks in their area. 13% of families were not able to confirm the existence of a financial service provider in their area.**

### Families reporting on their main modality of payment of expenditures in the past 30 days (top 3)



## Health and nutrition

### Individuals having a healthcare need since arriving to Moldova and being able to access healthcare services



Just below a quarter (22%) of individuals reported having healthcare needs since arriving to Moldova. Of these, 66% accessed healthcare services for their medical issue. **At population level, the proportion of families accessing healthcare in Moldova was 14% (see graph).**

The three most-often reported issues for accessing healthcare were consultation for acute illnesses (33%), preventive consultations (32%), and medical check-up related to chronic illnesses (16%).

Of the 78% of individuals who needed healthcare and did not access healthcare services (subset), most individuals were found to rely on self-medication (30%), eighteen percent (18%) did not know where to go, while 15% chose to wait to see if the problem will get better.

Of the 14% who accessed healthcare services, nine-out-of-ten individuals (91%) did not experience any issue when accessing healthcare services in Moldova.

## Health and nutrition

### Families reporting having at least one of the following vulnerability profiles among their HH members, by gender

Washington Group Indicator	5-6	7-10	11-15	16-17	18-59	60+	Overall
Seeing, even if wearing glasses	5%	8%	13%	14%	17%	47%	19%
Hearing, even if using a hearing aid	2%	0%	0%	0%	2%	24%	5%
Walking or climbing steps	2%	1%	1%	0%	5%	26%	7%
Remembering or concentrating	4%	2%	1%	5%	8%	17%	7%
Self-caring such as washing all over or dressing	3%	1%	2%	2%	3%	11%	4%
Communicating, for example understanding or being understood	1%	1%	1%	2%	1%	5%	2%

For each member part of a family a set of six questions was asked in order to determine whether the individual has difficulties undergoing certain tasks. Difficulties seem to relate to age, as almost half of household members having 60 years old or more reported having difficulties seeing.

Notably, in low proportions, children aged 5-6 years old were found to have some level of difficulties regarding seeing (5%), concentrating (4%), or self-caring (3%).

Of 704 families, only 16 families reported having an infant in their care. Of these 16 families, 12 reported no issues in terms of access to food. Of the 4 remaining families, two reported issues with breastfeeding and two with affordability of the food for the infant.

# Health and nutrition

## Vaccination

### ...children 0-6 years old received measles vaccination

Vaccination status	Community	RAC	Overall
Yes, in Ukraine	76%	60%	74%
Yes, in Moldova with records	3%	1%	3%
Yes, in Moldova but with no records	1%	3%	1%
<b>No</b>	<b>1%</b>	<b>8%</b>	<b>1%</b>
No response	2%	1%	2%
I do not know	17%	27%	18%

### ...children 7-15 years old received measles vaccination

Vaccination status	Community	RAC	Overall
Yes, in Ukraine	80%	76%	80%
Yes, in Moldova with records	1%	2%	1%
Yes, in Moldova but with no records	0%	0%	0%
<b>No</b>	<b>1%</b>	<b>1%</b>	<b>1%</b>
No response	2%	2%	2%
I do not know	16%	19%	16%

### ...children 0-6 years old received polio vaccination






Vaccination status	Community	RAC	Overall
Yes, in Ukraine	74%	55%	72%
Yes, in Moldova with records	2%	1%	2%
Yes, in Moldova but with no records	2%	3%	2%
<b>No</b>	<b>1%</b>	<b>9%</b>	<b>2%</b>
No response	2%	1%	2%
I do not know	19%	31%	20%

### ...children 7-15 years old received polio vaccination

Vaccination status	Community	RAC	Overall
Yes, in Ukraine	82%	79%	81%
Yes, in Moldova with records	1%	2%	1%
Yes, in Moldova but with no records	0%	0%	0%
<b>No</b>	<b>1%</b>	<b>1%</b>	<b>1%</b>
No response	2%	3%	2%
I do not know	15%	16%	15%

## Accountability to affected population

### Families reporting on the aid received since arriving to Moldova (main five)

	<b>Food</b>	<b>89%</b>
	<b>Cash</b>	<b>83%</b>
	<b>Hygiene items</b>	<b>69%</b>
	<b>Clothing</b>	<b>29%</b>
	<b>Health services</b>	<b>4%</b>

Just above nine-out-of-ten families (93%) reported receiving humanitarian aid since arriving to Moldova. Of the aid received, the majority of respondents reported receiving food (89%), cash (83%) and hygiene items (69%). Presence of an elder or a child in a family did not seem to have a large influence in the preference for aid for all items except healthcare, which was more preferred by families with elders (50%) compared with families with children (38%).

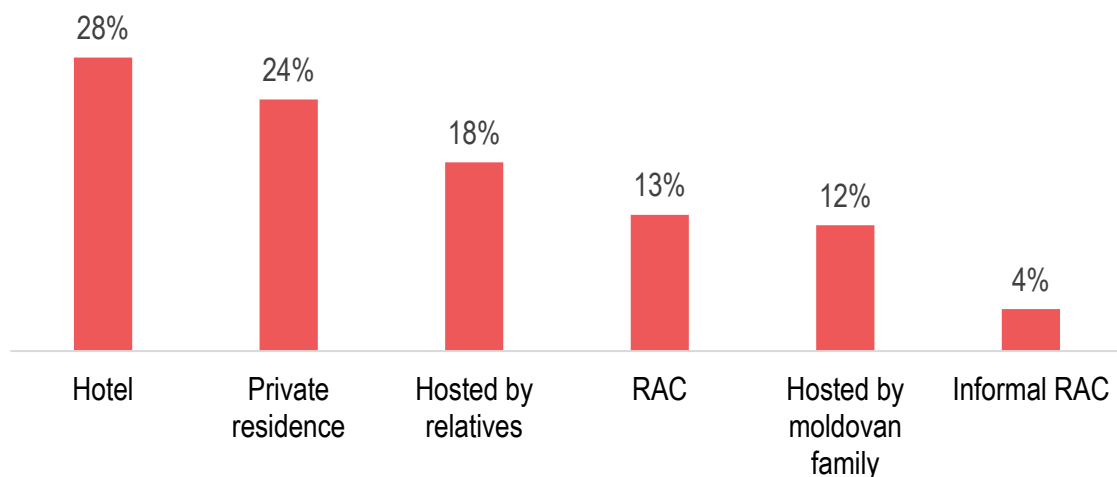
Nine-out-of-ten (92%) of families reported being satisfied with the impact of the humanitarian aid on their needs, whereas almost all families (96%) reported being satisfied with the behavior of the aid workers in the area.

### Families reporting on aid needs

Priority need	Families with children	Families with elders	Overall
Cash assistance	69%	67%	71%
Food	66%	64%	66%
Healthcare	38%	50%	43%
Shelter or housing	40%	40%	43%
Employment	15%	10%	14%
Hygiene NFIs	10%	8%	7%
Education for children (<18)	10%	4%	6%
Language courses	5%	4%	5%
Livelihoods support	4%	3%	3%
Psychosocial support	3%	1%	3%
Sanitation services	2%	1%	1%
Need to repay debt	1%	1%	1%
None	6%	9%	7%

## Accommodation and movement intentions

### Main accommodation types as reported by families



Notably, the majority of families interviewed in locations outside RACs reported as the accommodation type a hotel (28%), followed closely by families residing in private (rented on their own) residence (24% and hosted by relatives (18%).

### Proportion of families reporting on their intentions in the next month

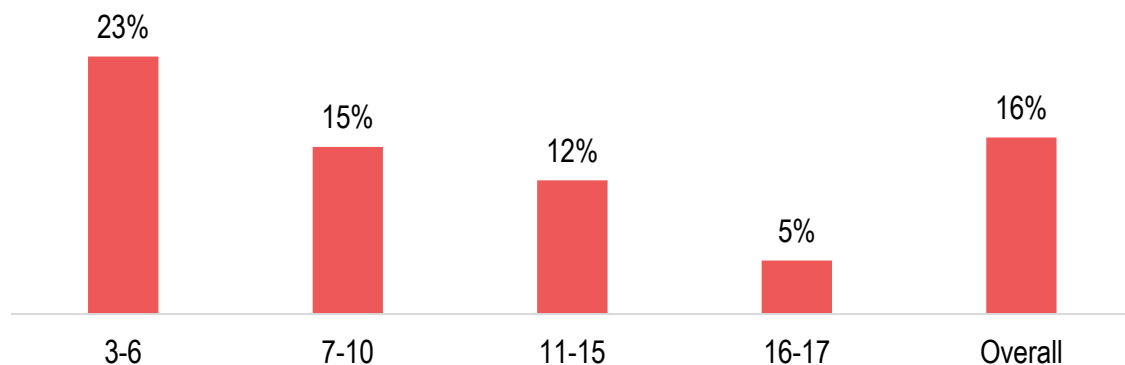
Choices	Community	RAC	Overall
Staying in the same location	74%	65%	73%
I do not know	10%	14%	10%
Return to Ukraine (same oblast)	10%	8%	10%
Leaving Moldova	4%	12%	4%
Staying in Moldova but different to another location	1%	1%	1%
Return to Ukraine (a different oblast)	1%	0%	1%
No answer	1%	1%	1%

Among the intentions for returning to Ukraine, three-quarters of families (75%) reported they would go back if the conflict would end, fifteen (15%) if there would be a ceasefire agreement, whereas 8% hoped for improved livelihood conditions as prerequisite to go back.

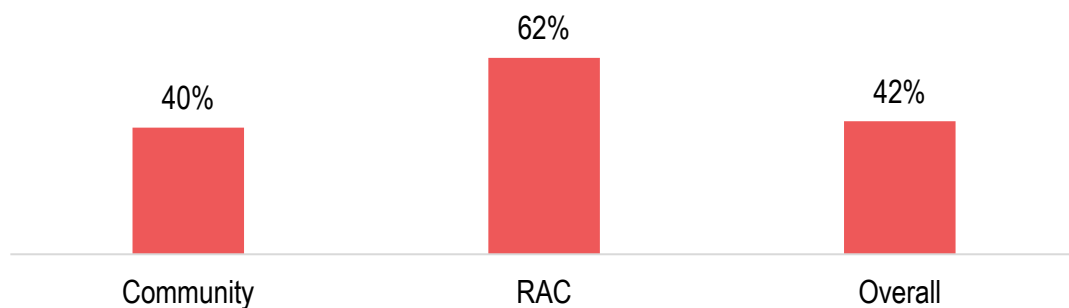


## Education

### Proportion of children who were registered to attend school or kindergarten in Moldova



### Proportion of families reporting accessing recreational activities for children



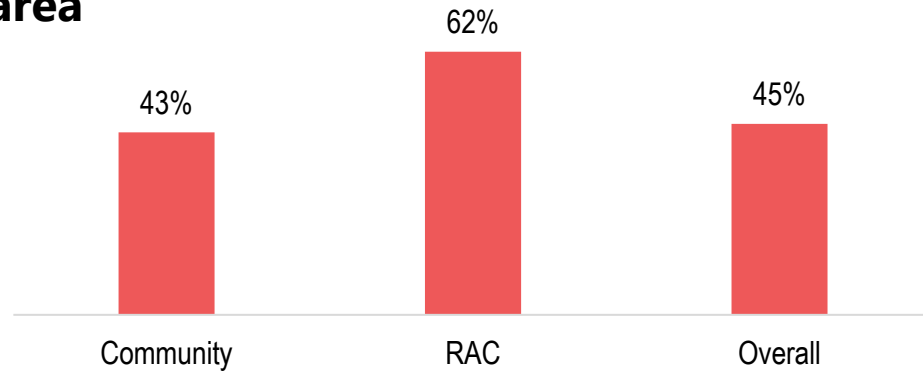
### Main reasons reported by families for NOT applying for their children to enroll to school or kindergarten

Reasons reported	3-6	7-10	11-15	16-17	Overall
Preference for accessing Ukrainian learning online platforms	14%	80%	81%	75%	61%
Do not know	35%	13%	13%	8%	19%
Did not want to	19%	1%	1%	3%	6%
Intention to move soon	13%	3%	1%	0%	5%
Language barrier	4%	3%	1%	0%	3%

**Of the 16% of school-age children, aged 3-17 who applied to be enrolled to school or kindergarten, 84% were found not to encounter any barrier when enrolling to school and 79% have already started attending school at the time of the interview.**

## Protection

### Families reporting knowledge about the existence of psychosocial services in the area



### Families reporting on the perceived threats in their location

Reported issues	Community	RAC	Overall
I do not know about any threats	7%	8%	7%
Discrimination	3%	2%	3%
Verbal harassment	2%	3%	2%
Being robbed	1%	2%	1%
Being kidnapped	1%	2%	1%
No threat	88%	86%	88%

Some discrepancies seem to exist on the **awareness about psychosocial support services in the area**. Less than half of all families (45%) reported being aware about the existence of such services in the area, with a proportion slightly larger for families living in RACs (62%), compared to families living outside RACs (43%).

83% of families reported that the police would be the first authority to go in case of them experiencing any threat of violence. 14% of families also reported the government hotline as a source of support in case any women in their family would experience violence.

Two percent (2%) of families reported that the main risks faced by the girls in the area is the violence within community or psychological distress. The proportion on families reporting that violence in the community is a risk towards boys was 3%.

## Next Steps

Dates	Activity
end June – mid July	Interactions with the working groups and other interest government and humanitarian actors
end July	Factsheet with findings
end July	Final presentation of findings
August	Draft report with findings

Output	Download link
Terms of Reference (Survey protocol) of the Multi-Sector Needs Assessment in Moldova	<a href="#">Link</a>
Dataset	<a href="#">Link</a>
Preliminary findings presentation	<a href="#">Link</a>
Multi Sector Needs Assessment in Moldova UNHCR Data Portal Page	<a href="#">Link</a>

# Thank you for your attention



[elaur@unicef.org](mailto:elaur@unicef.org)

Monitoring and Evaluation Specialist with  
UNICEF Moldova



[alin.luchian@reach-initiative.org](mailto:alin.luchian@reach-initiative.org)

MSNA Focal Point with REACH Initiative