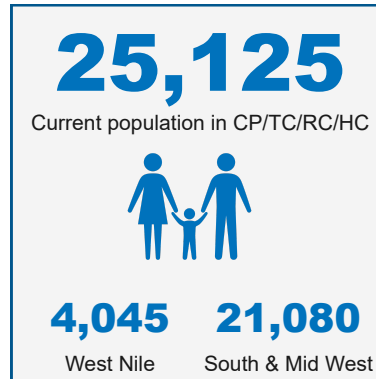


Key figures and narrative analysis

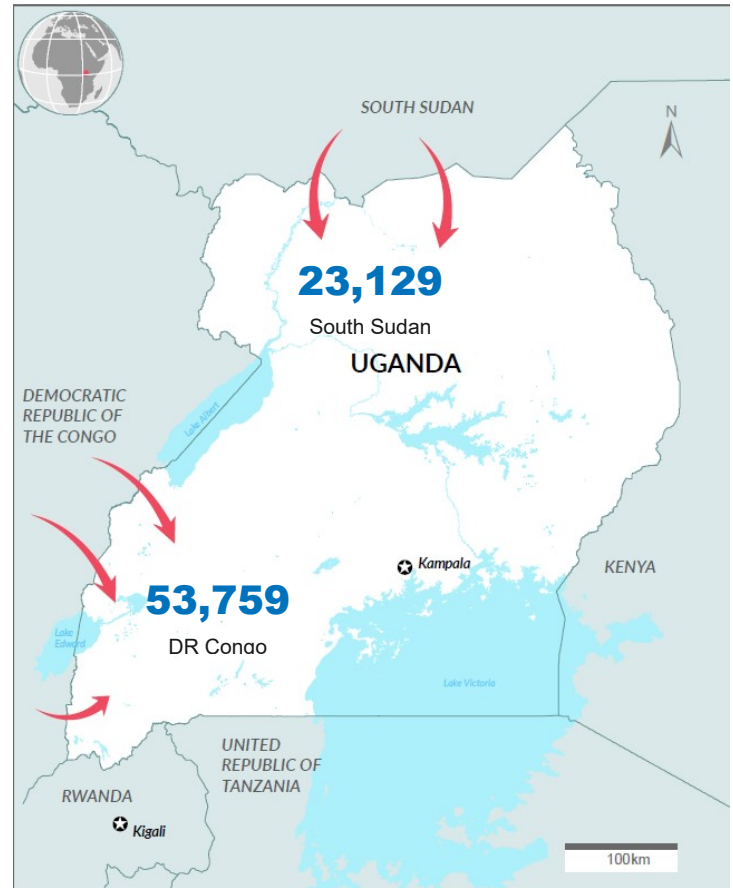


Uganda continues to receive new arrivals from the Democratic Republic of Congo (DRC) and South Sudan, through the Southwestern and Northern borders.

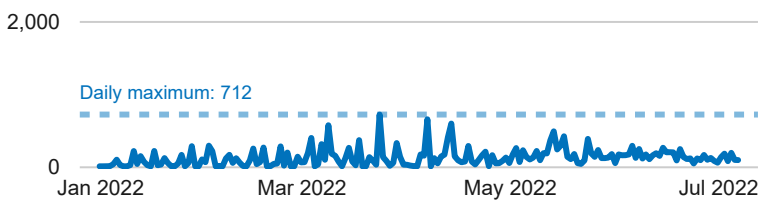
The situation at Bunagana border remains calm but unpredictable. In the reporting period, a total of 760 individuals were relocated to Nakivale refugee settlement and as a result, the population at the holding and transit centres is 17,234 as of 07 July 2022.

The holding capacity at Nyakabande transit centre is over stretched by over 100 per cent. Its capacity is 7,200 but, currently has 17,234 individuals. Others that are over stretched by the same percentage are Lokung collection point and Kagoma reception centre in Lamwo and Kikuube districts respectively. Kabazana reception centre in Isingiro district is over stretched by 7 per cent.

Note that this dashboard only shows figures for new arrivals who have undergone Level 1 registration, It does not include those who are staying along the border or within the host community.



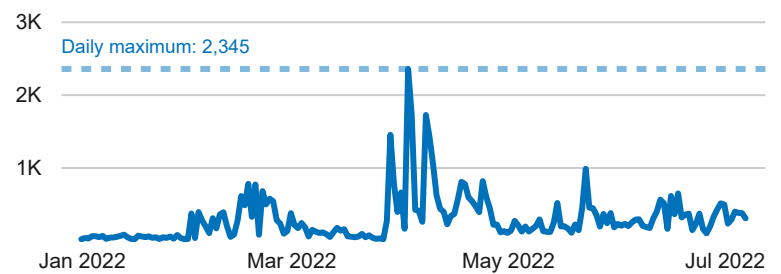
New arrivals from South Sudan by district of entry



District	January	February	March	April	May	June	July	Total
ADJUMANI					962			962
AMURU	969	1,602	1,866	1,606	1,959	1,407	172	9,581
ARUA	10	308	559	151				1,028
KOBOKO	453	232	1,401	512	1,280	889	196	4,963
LAMWO			533	1,669	1,208	1,927	380	5,717
YUMBE	209	238	172	70	72	86	31	878
Total	1,641	2,380	4,531	4,008	5,481	4,309	779	23,129

Note: New arrivals by district of entry are counted through Level 1 registration

New arrivals from DR Congo by district of entry



District	January	February	March	April	May	June	July	Total
ARUA	6	39	55					100
BUNDIBUGYO	602	7,340	1,109	246	132	53	32	9,514
HOIMA		101						101
KANUNGU			6					6
KASESE	5	4		1,182	67	37		1,295
KIKUUBE		532	1,357	485	780	840	158	4,152
KISORO	346	411	3,014	17,040	6,702	8,066	2,216	37,795
KOBOKO	98	199		2	34	29	2	364
NTOROKO		8						8
ZOMBO	3	379	32	10				424
Total	1,060	9,013	5,573	18,965	7,715	9,025	2,408	53,759

Status of Transit / Reception Centres and Collection Points in West Nile

Location	Capacity	Population	Arrivals*	Settled*
Goboro TC	1,000	19	865	
Imvepi RC	700	139	2,352	2,094
Kuluba TC	1,200	301	1,663	
Lokung CP	560	2,125	5,322	3,140
Nyumanzi RC	2,000	759	3,603	3,180
Ocea RC	800	702	7,253	6,198
Omugo QC	1,500	0	6,328	
Palabek CP	200	0	3,546	3,498
Total capacity	7,960	4,045	18,110	

* Figures for arrivals and settled are cumulative from January 2022 to date
Note: Refugees at Goboro TC relocate to Imvepi RC after quarantine; some new arrivals at Palabek CP are unregistered refugees from Palabek; refugees at Omugo QC relocate to Ocea RC and Imvepi RC for registration

Status of Holding / Transit / Reception Centres in South & Mid West

Location	Capacity	Population	Arrivals*	Settled*
Bubukwanga TC	1,200	74	8,735	
Kabazana RC	1,200	1,284	12,603	8,503
Kagoma RC	1,000	2,093	3,896	1,887
Mahani RC	1,000	309	8,248	8,091
Nyakabande TC	7,200	17,234	38,149	
Sebagoro TC	200	0	3,734	
Sweswe RC	1,000	86	1,434	1,348
Total capacity	12,800	21,080	19,829	

* Figures for arrivals and settled are cumulative from January 2022 to date
Note: Refugees at Sebagoro TC relocate to Kagoma RC; refugees at Bubukwanga TC relocate to Mahani RC and Sweswe RC; refugees at Nyakabande TC relocate to Kabazana RC; figures for Nyakabande TC include those for the holding area