



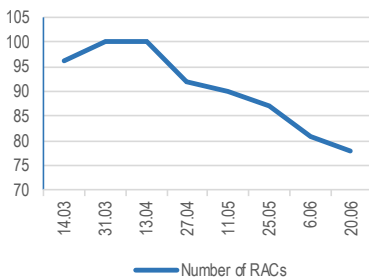
# Moldova: Refugee Accommodation Centre (RAC) Weekly Needs Monitoring

Update as of 27.06.2022

## Background & Methodology

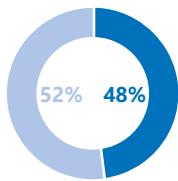
- Key informant interviews were conducted with purposefully-accepted RAC focal points who reported on the situation in the 78 centres.
- Data collection took place on 27 June through phone interviews
- Findings should be considered indicative

## Weekly RACs number



## Reported capacity of RACs

6615 total available places



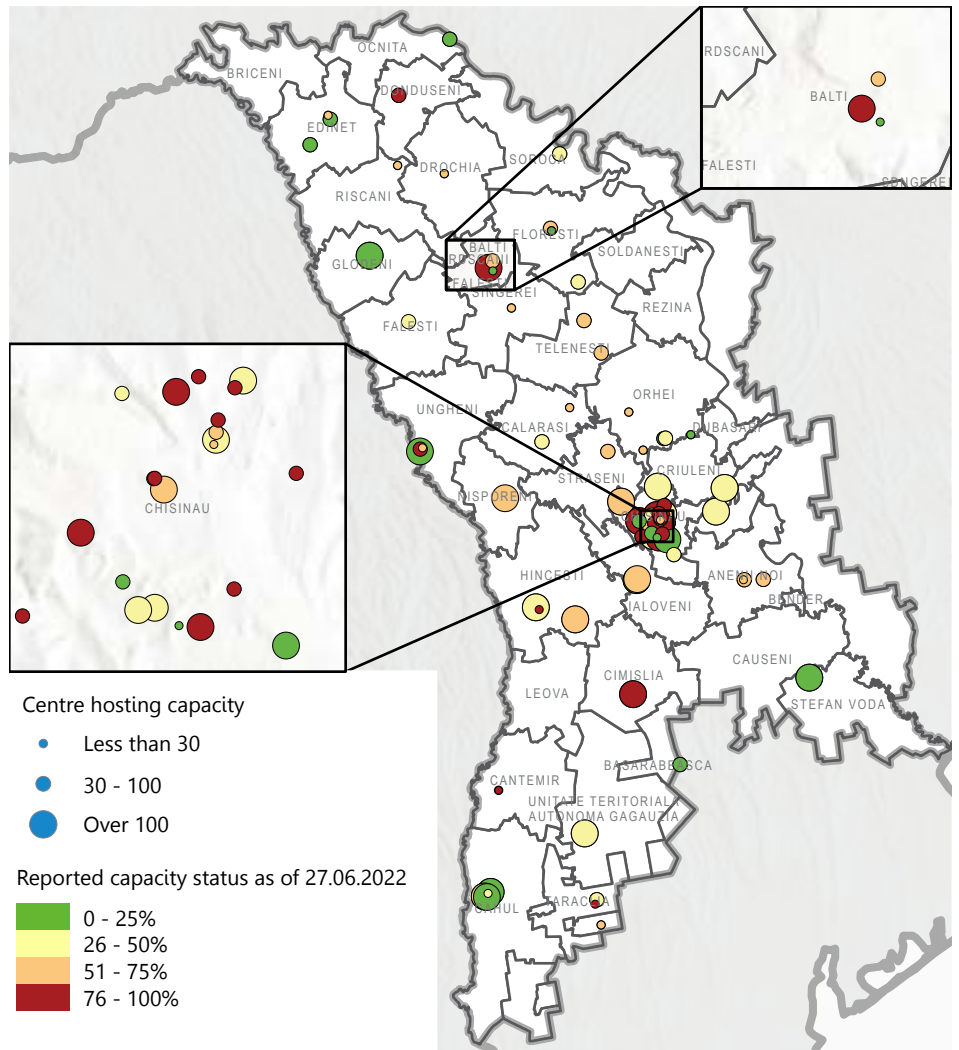
**3180** Occupied places

**3435** Free spaces

## % of assessed RACs with the following vulnerable groups currently present

Pregnant and lactating women	<b>15%</b>
Persons with disabilities	<b>27%</b>
Persons with serious medical conditions	<b>3%</b>

## Locations of RACs



Source: ANAS, Registry of Refugee Accommodation Centres, 27.06.2022

## Top three needs of the RACs as of 27.06.22

Hygiene items	<b>25%</b>
Cleaning items	<b>23%</b>
Appliances	<b>18%</b>

## % of RACs by hosting capacity (out of 78 RACs)

<b>48%</b>	<b>28%</b>	<b>24%</b>
20-50 people	51-100 people	More than 100 people

## Key information

### Proportion of residents by gender

Female	<b>64%</b>
Male	<b>36%</b>

### Proportion of residents by age

Infants 0-2 years old	<b>5%</b>
Children 2-18 years old	<b>37%</b>
Older persons (65+)	<b>11%</b>
People 19-65 years old	<b>47%</b>

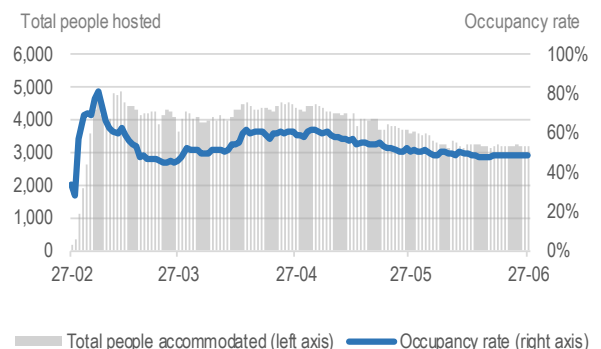
### Proportion of residents by nationality

Ukrainians	<b>89%</b>
Other	<b>11%</b>

### Round-specific findings

- No RACs closed this week, and the number of residents decreased by 19
- Requests for items increased across nearly all categories: appliances in particular had special requests for office items, such as copiers and printers, as well as air fans
- Some centers expressed concern about increasing temperatures









### People hosted in RACs since receiving approval to open



Source: ANAS, Registry of Refugee Accommodation Centres, 27.06.2022

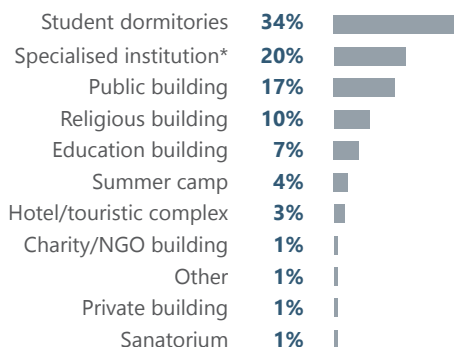
## Most Requested Items from RACs

Below is an overview of items most frequently requested by RACs during structured phone interviews with KIs. It should be noted that in view of the high rotation of refugees going in and out of RACs, the requested items are based on ongoing requirements for normal RAC functioning. **These requests do not necessarily mean RACs do not currently have the requested items. Rather, these requests may be based on forward looking considerations about maintaining steady supplies. Hot meals have been distributed by the government, UN agencies, NGOs and local organisations, and no major shortages of essential food items have been reported.**

Types of item	% of assessed RACs requesting items in:					Percentage point change since previous round
	25 May round	6 June round	16 June round	20 June round	Current round	
 <b>Hygiene items (personal care)</b>	16%	12%	13%	14%	25%	↑ +11%
 <b>Cleaning items</b>	15%	12%	13%	13%	23%	↑ +10%
 <b>Appliances (e.g. microwaves, fridges, washing machines)</b>	15%	13%	4%	10%	18%	↑ +8%
 <b>Sleeping items</b>	10%	5%	4%	6%	11%	↑ +5%
 <b>Infant products</b>	8%	5%	7%	4%	7%	↑ +3%
 <b>First aid supplies</b>	7%	3%	3%	5%	6%	↑ +1%
 <b>Clothing</b>	13%	5%	9%	5%	6%	↑ +1%
 <b>Items for older persons and people with disabilities</b>	3%	0%	1%	0%	0%	— 0%

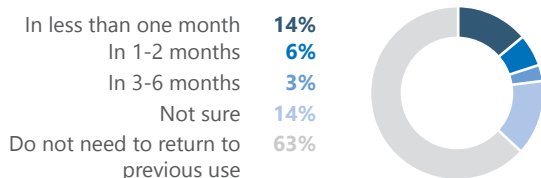
## Building Information

### % of assessed RACs by type of building



\*Specialised institutions include facilities normally used to provide services for people with disabilities or mental health issues

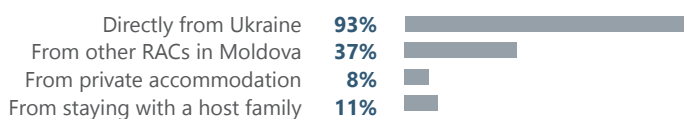
### 28% of assessed RACs reportedly need to return to their previous usage, in the following timeframe:



**550** Number of people involved in RAC activities at the assessed RACs (employed staff, volunteers, etc)  
**8** per centre on average

## Origins and intentions

### Most frequent places of origin of people arriving at the RACs as reported by KI <sup>1</sup>

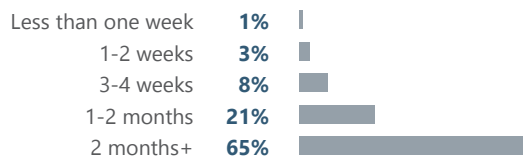


### Most frequent destination of people leaving the RACs as reported by KI <sup>1</sup>



<sup>1</sup> Multiple responses permitted. The sum might exceed 100%.

## Average stay in the RACs



## Raionul-Level Information

Raion	#RACs	Capacity	# People hosted	Spaces available	Capacity level
Anenii Noi	3	106	72	34	67%
Balti	3	246	169	77	52%
Basarabasca	1	60	11	49	18%
Cahul	4	416	128	288	32%
Calarasi	2	100	38	62	41%
Cantemir	0	0	0	0	N/A
Causeni	0	0	0	0	N/A
Chisinau	27	2804	1527	1277	58%
Cimislia	1	120	91	29	76%
Comrat	2	190	82	108	53%
Criuleni	1	220	69	151	31%
Donduseni	1	70	62	8	89%
Drochia	1	20	13	7	65%
Dubasari	1	228	59	169	26%
Edinet	3	112	35	77	37%
Falesti	1	80	24	56	30%
Floresti	2	68	13	55	16%
Glodeni	1	130	30	100	23%
Hincesti	3	320	158	162	64%
Ialoveni	2	245	72	173	36%
Leova	0	0	0	0	N/A
Nisporeni	1	100	67	33	67%
Ocnita	1	60	1	59	2%
Orhei	4	120	49	71	43%
Rezina	0	0	0	0	N/A
Riscani	1	30	20	10	67%
Singerei	1	30	16	14	53%
Soldanesti	0	0	0	0	N/A
Soroca	1	80	38	42	48%
Stefan Voda	1	115	25	90	22%
Straseni	2	200	135	65	68%
Taraclia	2	55	32	23	66%
Telenesti	2	90	58	32	64%
Ungheni	3	200	86	114	55%

Source: ANAS, Registry of Refugee Accommodation Centres, 27.06.2022