Türkiye Livelihoods Sector Achievements

June 2022

Inter-Agency Coordination Turkey

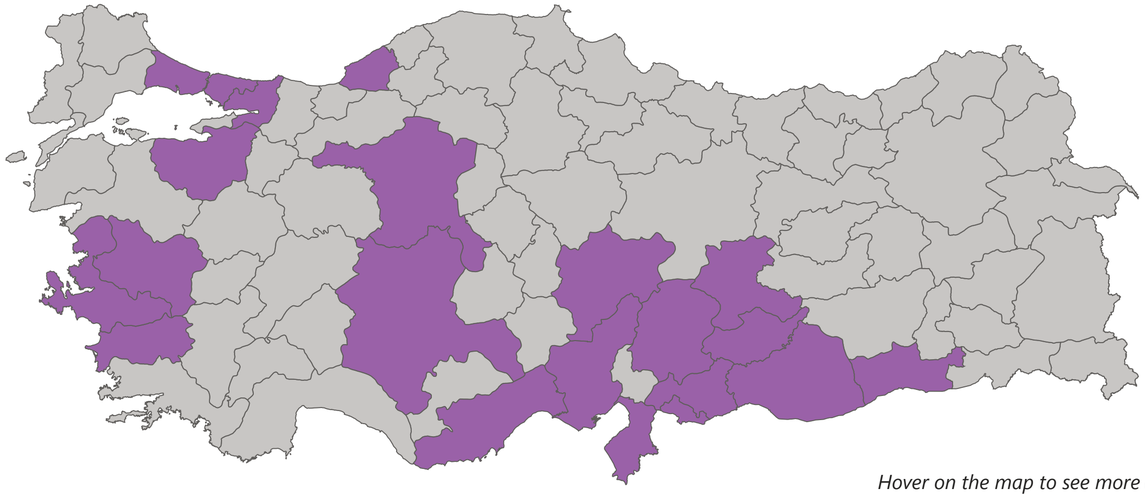

Hover on the map to see more details.

21,725

# of direct beneficiaries reached by the sector

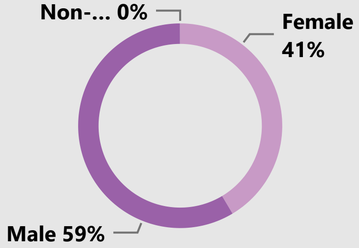

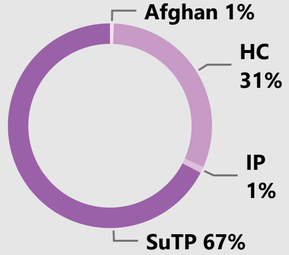

PROVIOSON OF TECHNICAL AND FINANCIAL SUPPORT TO ENABLE JOB CREATION

2,890

# of individuals completed livelihoo... trainings

19% | 81%

1,044

# of refugees completed stand-alone Turkish language trainings

97%

7,211

# of individuals provided support w... counselling

18% | 82%

INCREASING ECONOMIC OPPORTUNITIES ACCESS TO ACTIVE LABOUR MARKET

4,553

# of individuals supported with job placement or job creation

14% | 86%

2,431

# of refugees supported with the obtention of work permit

87%

2,190

# of individuals supported with self-employment opportunities

17% | 83%

STRENGTHENING THE CAPACITIES OF BUSINESSES AND ENTREPRENEURS

608

# of start-ups/new businesses started/developed

35% | 65%

100

# of existing businesses supported... scale-up

99%

81

# of individuals participating in common events to improve social cohesion activities as part of livelihoods programmes

100%

Implementing Agencies

ASAM | CARE I... | DRC | ICMPD | ILO | IOM | Qatar ... | Re:Cod... | RETYKD | STL | Takafu... | TRC | WFP | World ...

Supporting Agencies

CARE T... | DRC | ICMPD | ILO | IOM | Qatar C... | Re:Cod... | RETYKD | TAKAF... | Turkish... | UNHCR | UNWo... | WFP

Sources: ActivityInfo **Feedback:** tunc.gunduz@undp.org, IMTurkey@unhcr.org

The number of beneficiaries reached is calculated by summing indicators selected by the sectors; there may be duplications.