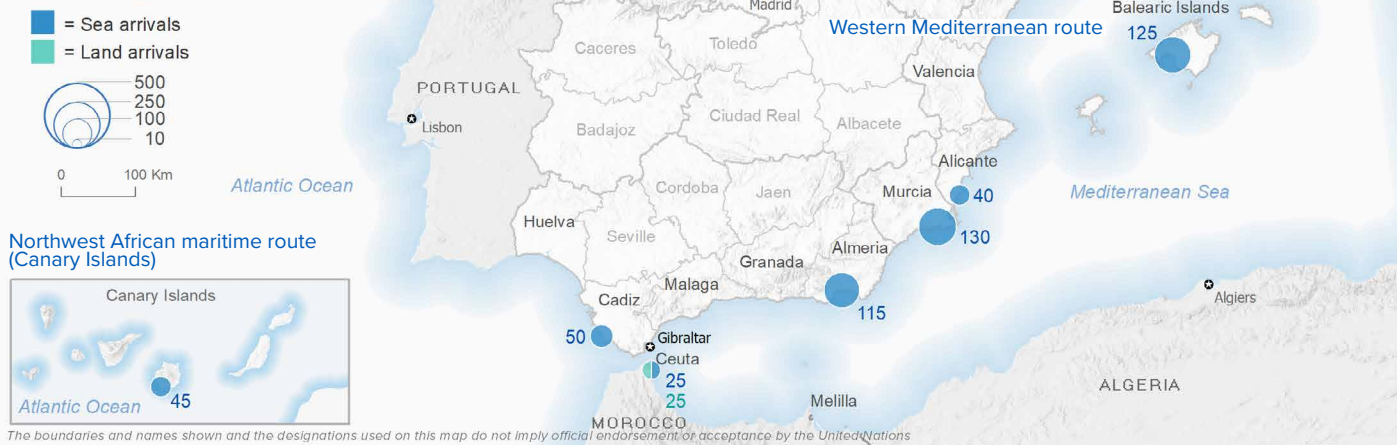


SPAIN Weekly snapshot - Week 30 (25 - 31 Jul 2022)

The charts below are based on figures from the Ministry of Interior and UNHCR estimates. All figures are provisional and subject to change

Refugees & migrants: sea and land arrivals in week 30¹



Arrivals in Spain

16,981
 Arrivals as of 31 Jul 2022²
+2%
 Dif. 2021

15,429
 Sea Arrivals²
 Dif. 2021: -2%

1,552
 Land Arrivals²
 Dif. 2021: +76%

554
 Arrivals Week 30¹
 Dif. last week: -30%
 Dif. 2021: -19%

Western Mediterranean

7,311
 Arrivals as of 31 Jul 2022²
-19%
 Dif. 2021

5,759
 Sea Arrivals²
 Dif. 2021: -30%

1,552
 Land Arrivals²
 Dif. 2021: +76%

507
 Arrivals Week 30¹
 Dif. last week: -31%
 Dif. 2021: -8%

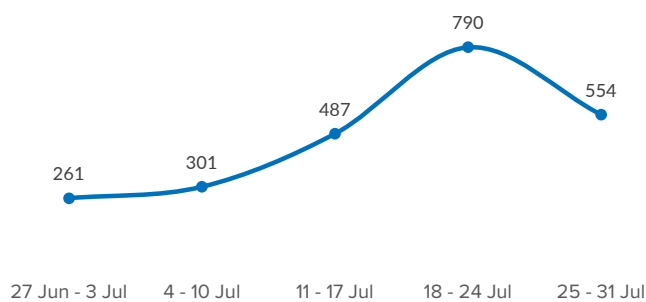
Northwest African maritime (Canary Islands)

9,670
 Arrivals as of 31 Jul 2022²
+28%
 Dif. 2021

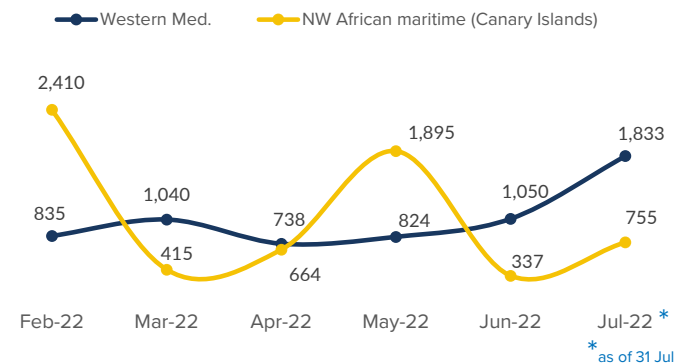
9,670
 Sea Arrivals²
 Dif. 2021: +28%

47
 Arrivals Week 30¹
 Dif. last week: -15%
 Dif. 2021: -64%

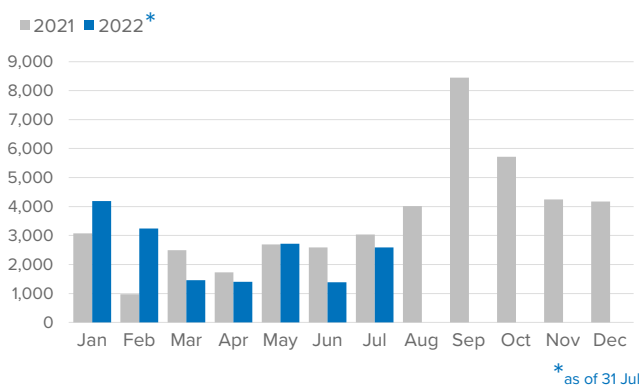
Arrivals in Spain during the last five weeks¹



Arrivals in Spain by route during the last six months²



Arrivals in Spain per month²



Arrivals in Spain per year²

