



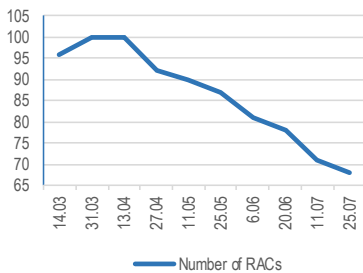
Moldova: Refugee Accommodation Centre (RAC) Weekly Needs Monitoring

Update as of 25.07.2022

Background & Methodology

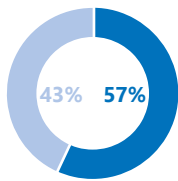
- Key informant interviews were conducted with purposefully-accepted RAC focal points who reported on the situation in the 68 centres.
- Data collection took place on 25 July through phone interviews
- Findings should be considered indicative

Weekly RACs number



Reported capacity of RACs

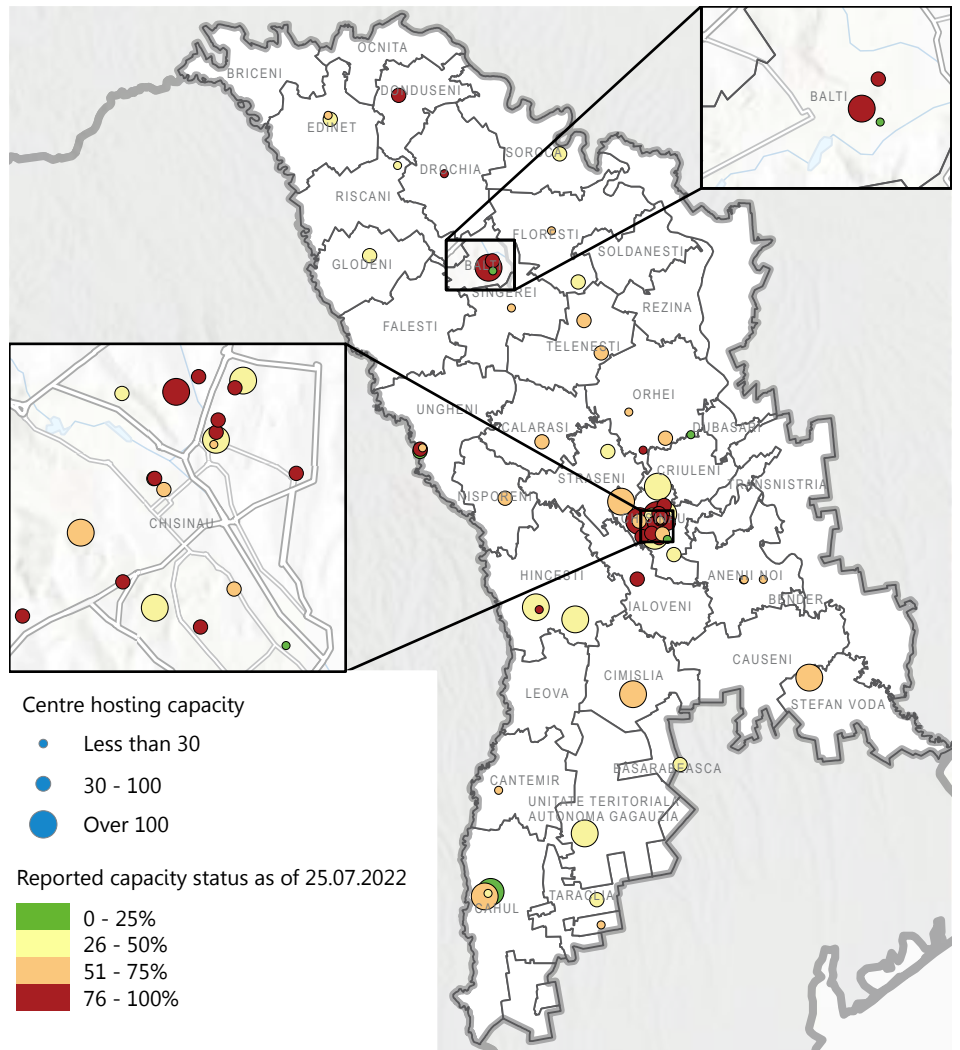
5334 total available places



% of assessed RACs with the following vulnerable groups currently present

Pregnant and lactating women	9%
Persons with disabilities	29%
Persons with serious medical conditions	2%

Locations of RACs



Source: ANAS, Registry of Refugee Accommodation Centres, 25.07.2022

Top three needs of the RACs as of 25.07.22

Hygiene products	14%
Food items	12%
Cleaning items	11%

% of RACs by hosting capacity (out of 69 RACs)

20-50 people	63%	28%	9%
		51-100 people	More than 100 people

Key information

Proportion of residents by gender

Female	68%
Male	31%

Proportion of residents by age

Infants 0-2 years old	5%
Children 2-18 years old	39%
Older persons (65+)	10%
People 19-65 years old	46%

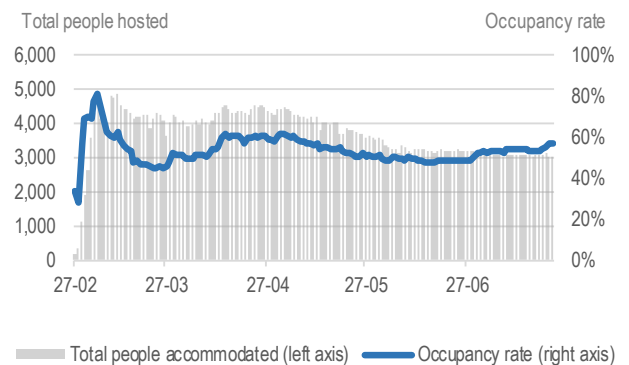
Proportion of residents by nationality

Ukrainians	96%
Other	4%

Round-specific findings

- Three RACs have been closed in the last two weeks, and the number of residents decreased by 46.
- Requests for items have a mixed response: an increase in baby/child items and clothing, a decrease in hygiene, cleaning, food, and appliances
- Significant change in nationality: previously, around 1 in 4 was not Ukrainian, now only 4 percent is not Ukrainian









People hosted in RACs since receiving approval to open



Source: ANAS, Registry of Refugee Accommodation Centres, 23.07.2022

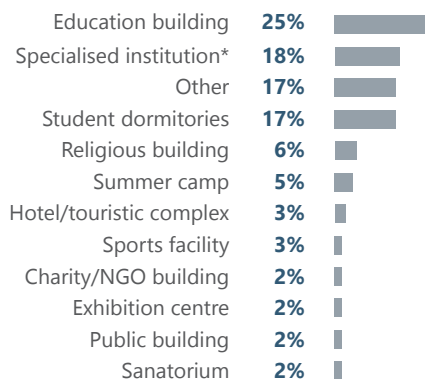
Most Requested Items from RACs

Below is an overview of items most frequently requested by RACs during structured phone interviews with KIs. It should be noted that in view of the high rotation of refugees going in and out of RACs, the requested items are based on ongoing requirements for normal RAC functioning. **These requests do not necessarily mean RACs do not currently have the requested items. Rather, these requests may be based on forward looking considerations about maintaining steady supplies. Hot meals have been distributed by the government, UN agencies, NGOs and local organisations, and no major shortages of essential food items have been reported.**

Types of item	% of assessed RACs requesting items in:					Percentage point change since previous round
	16 June round	20 June round	27 June round	11 July round	Current round	
 Hygiene items (personal care)	13%	14%	25%	15%	14%	↓ -1%
 Cleaning items	13%	13%	23%	18%	11%	↓ -6%
 Appliances (e.g. microwaves, fridges, washing machines)	4%	10%	18%	6%	6%	— +0%
 Sleeping items	4%	6%	11%	3%	3%	— +0%
 Infant products	7%	4%	7%	1%	5%	↑ +5%
 First aid supplies	3%	5%	6%	6%	3%	↓ -3%
 Clothing	9%	5%	6%	3%	5%	↑ +2%
 Items for older persons and people with disabilities	1%	0%	0%	3%	2%	↓ -1%

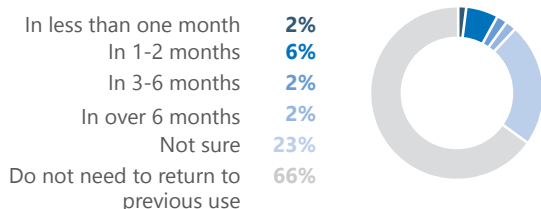
Building Information

% of assessed RACs by type of building



*Specialised institutions include facilities normally used to provide services for people with disabilities or mental health issues

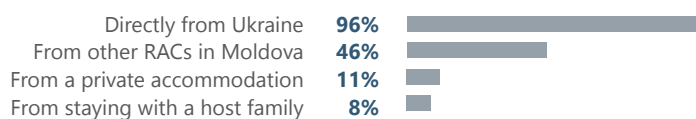
37% of assessed RACs reportedly need to return to their previous usage, in the following timeframe:



568 Number of people involved in RAC activities at the assessed RACs (employed staff, volunteers, etc)
9 per centre on average

Origins and intentions

Most frequent places of origin of people arriving at the RACs as reported by KI ¹

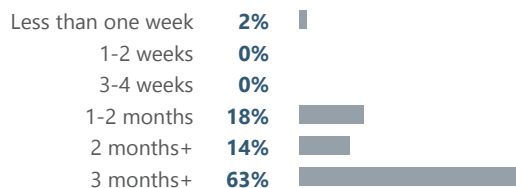


Most frequent destination of people leaving the RACs as reported by KI ¹



¹ Multiple responses permitted. The sum might exceed 100%.

Average stay in the RACs



Raionul-Level Information

Raion	#RACs	Capacity	# People hosted	Spaces available	Capacity level
Anenii Noi	3	90	64	26	71%
Balti	3	246	188	58	57%
Basarabeasca	1	60	22	38	37%
Cahul	3	316	124	192	42%
Calarasi	1	70	40	30	57%
Cantemir	0	0	0	0	0%
Causeni	0	0	0	0	0%
Chisinau	24	2254	1385	869	68%
Cimislia	1	120	89	31	74%
Comrat	2	190	84	106	53%
Criuleni	1	220	73	147	33%
Donduseni	1	70	70	0	100%
Drochia	1	20	16	4	80%
Dubasari	0	0	0	0	0%
Edinet	2	62	32	30	56%
Falesti	0	0	0	0	0%
Floresti	2	68	34	34	52%
Glodeni	1	100	46	54	46%
Hincesti	3	320	138	182	60%
Ialoveni	1	100	100	0	100%
Leova	0	0	0	0	0%
Nisporeni	1	100	65	35	65%
Ocnita	0	0	0	0	0%
Orhei	4	120	67	53	54%
Rezina	0	0	0	0	0%
Riscani	1	30	14	16	47%
Singerei	1	30	15	15	50%
Soldanesti	0	0	0	0	0%
Soroca	1	80	39	41	49%
Stefan Voda	1	115	65	50	57%
Straseni	2	200	120	80	48%
Taraclia	2	55	30	25	58%
Telenesti	2	90	51	39	57%
Ungheni	3	200	82	118	52%

Source: ANAS, Registry of Refugee Accommodation Centres, 25.07.2022