

ITALY Sea arrivals dashboard

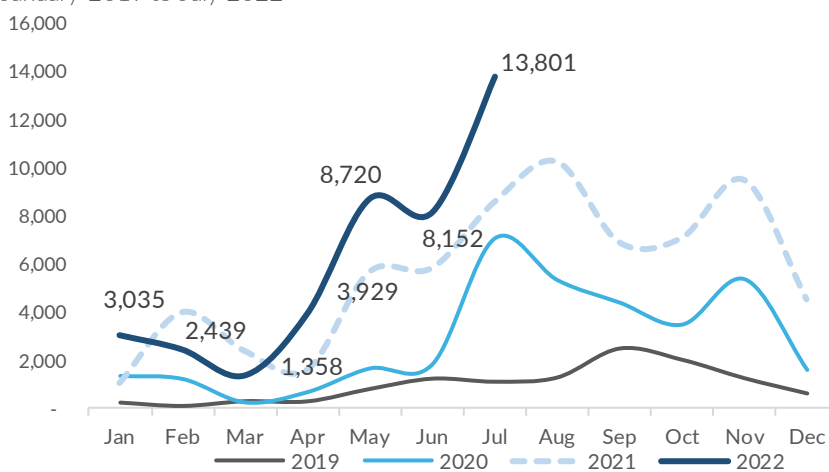
Overview

In the first seven months of the year, 41,434 refugees and migrants arrived in Italy by sea, compared to 29,124 in the same period last year (+42%). In July 2022, 13,801 persons were registered at landing points in southern Italy, the highest number of monthly sea arrivals since June 2017, when a peak of over 23,000 was recorded. The vast majority of persons arriving in July disembarked in Sicily (11,917 persons), while much lower numbers landed in Apulia (827), Calabria (730) and Sardinia (327).

41,434 Jan - Jul 2022¹
29,124 Jan - Jul 2021¹

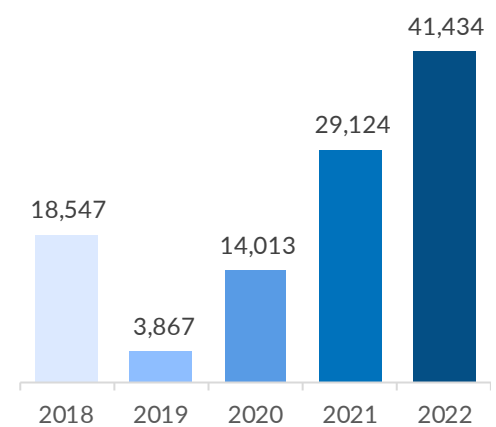
Monthly sea arrivals

January 2019 to July 2022



Yearly sea arrivals

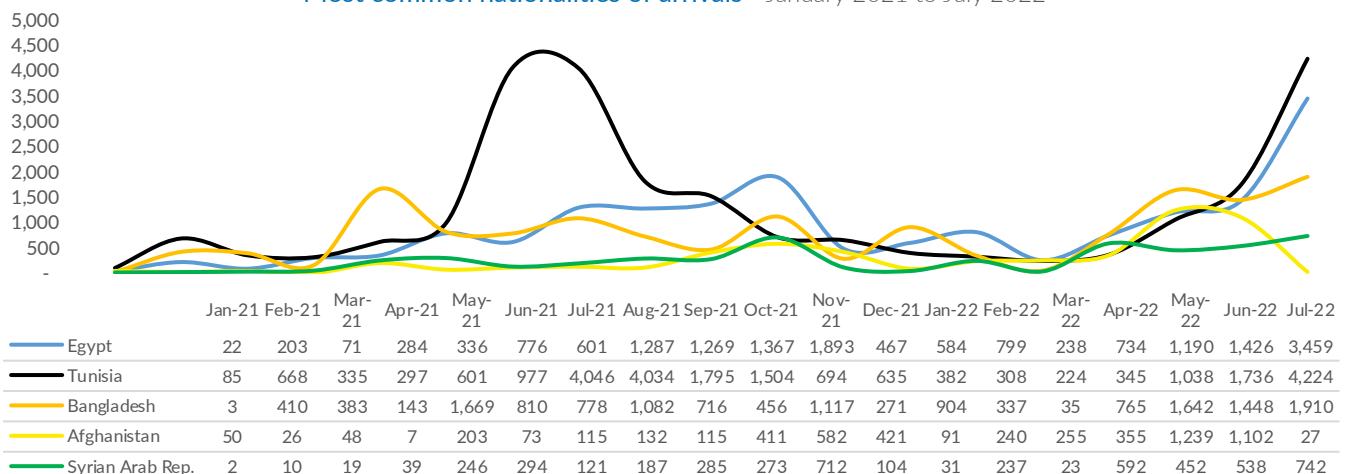
January to July, 2018-2022



Nationality of arrivals

Year to date, the most common countries of origin recorded among refugees and migrants reaching Italian shores are Egypt and Tunisia (each accounting for 20% of January-July arrivals), followed by Bangladesh (17%), Afghanistan (8%), Syrian Arab Republic (6%), Côte d'Ivoire (4%), Eritrea (3%), Guinea (3%) and Pakistan (2%). Approximately 70% of sea arrivals in July originated from just three countries, namely Tunisia (31% of monthly arrivals), Egypt (25%) and Bangladesh (14%). Lower but significant numbers of Syrians and Ivoirians were also recorded at landing points in July, accounting for 5% and 4% of monthly sea arrivals, respectively. Arrivals of both Tunisian and Egyptian nationals increased by 143% in July, compared to the previous month and were the highest on record monthly since the beginning of the year. Bangladesh sea arrivals also went up in July, marking a 32% increase compared to June. On the contrary, there were only 27 Afghan nationals arriving by sea in July, the lowest monthly figure year-to-date after peaks of 1,239 in May and 1,102 in June. This is consistent with a lower percentage of departures taking place from Türkiye in July (4%), compared to previous months, as Afghan nationals usually reach Italian shores travelling through the eastern Mediterranean.

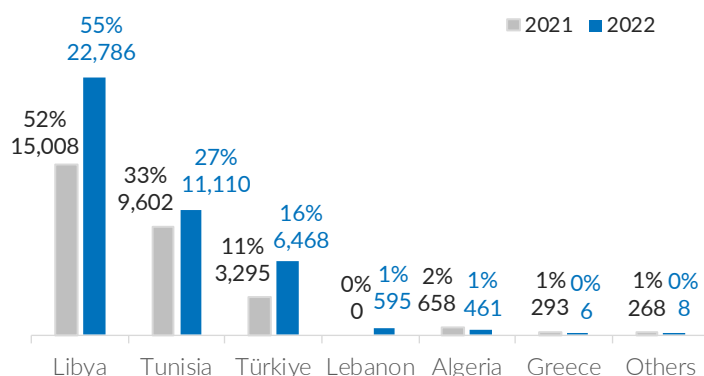
Most common nationalities of arrivals - January 2021 to July 2022



Country of embarkation

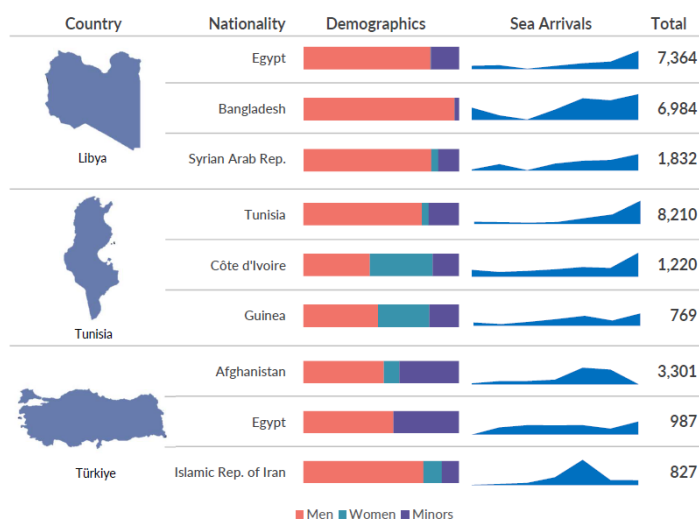
In the first seven months of 2022, 55% of sea arrivals departed from Libya (22,786 persons; 312 disembarkations), followed by 27% from Tunisia (11,110 persons; 614 disembarkations), 16% from Türkiye (6,468 persons; 83 disembarkations), 1% from Lebanon (595 persons; 4 disembarkations), 1% from Algeria (461 persons, 42 disembarkations) and less than 1% from Greece and other countries. In July, 55% of sea arrivals embarked in Libya, 38% in Tunisia, 4% in Türkiye, 1% in Algeria and 1% in Lebanon. Three in four persons embarking from Libya this month originate from just three countries, namely Egypt, Bangladesh and Syria. Approximately 80% of persons departing from Tunisia were Tunisian nationals, followed, to a much lesser extent, by Ivoirians, accounting for 8% of monthly departures from the northern African country. Some 58% of persons departing from Türkiye in July were Egyptians and Syrians.

January to July 2021 - 2022



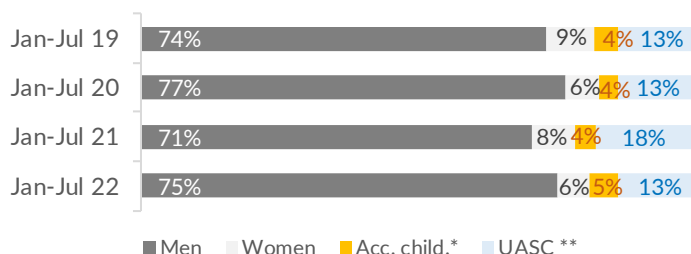
Due to rounding, percentages may not sum to 100% exactly

Top 3 nationalities by country of embarkation, January to July 2022



Demographics of arrivals

January to July 2019 - 2022



Due to rounding, percentages may not sum to 100% exactly

In the first seven months of 2022, most sea arrivals were adult men (75%), followed by unaccompanied and separated children (UASC, 13%), adult women (6%) and accompanied children (5%).

In July 2022, 698 adult women reached Italian shores, the vast majority of whom originated from Côte d'Ivoire (195), Tunisia (180), followed by Guinea (95), and Syrian Arab Republic (58).

In the same period, 2,006 UASC arrived in Italy by sea: the most common nationalities recorded were Egypt (697), Tunisia (649), Eritrea (187), Côte d'Ivoire (83) and Guinea (68).

Nationality and demographics of arrivals – January to July 2022

