Registered People of Concern Refugees and Asylum Seekers in Jordan - All

Updated date: 8/16/2022

Active Registered People Of Concern **762,710**

	629,406	82.5%
	133304	17.5%
	38,372	5.0%
	373,265	48.9%
	351,073	46.0%

Age and Gender

Gender	0-4	5-11	12-17	18-35	36-59	60+
Male	46,907	75,347	57,820	114,809	74,125	16,609
Female	45,348	71,046	54,605	108,324	76,007	21,763
Total	**92,255**	**146,393**	**112,425**	**223,133**	**150,132**	**38,372**
	12.1%	19.2%	14.7%	29.3%	19.7%	5.0%

Biometric Statistics

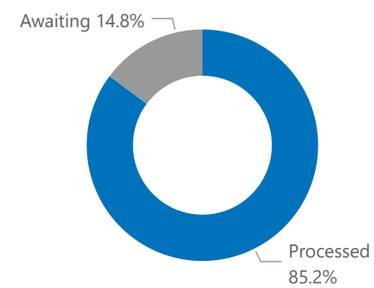

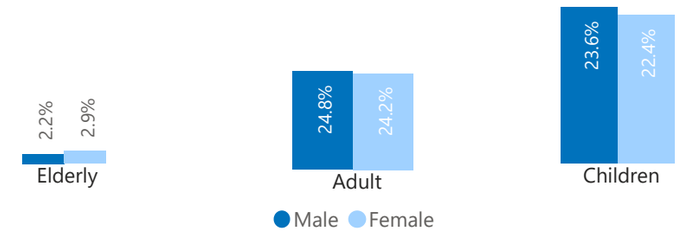

Origin Country

SOM	651	0.1%
other	1,379	0.2%
SUD	5,579	0.7%
YEM	12,934	1.7%
IRQ	65,845	8.6%
SYR	676,322	88.7%

Specific Needs

Serious medical condition	97,854	12.8%
Specific legal and physical protection needs	37,073	4.9%
Child at risk	30,562	4.0%
Single parent	17,251	2.3%
Woman at risk	13,941	1.8%
Older person at risk	7,398	1.0%
Unaccompanied or separated child	2,153	0.3%

** Specific need Disability is under validation*

** An individual can have more than one specific need*

Individuals with Specific Needs	174,014	22.8%

Year of Arrival

Pre 2011	24,877	4.2%
2011	23,454	3.9%
2012	147,573	24.6%
2013	245,550	41.0%
2014	74,656	12.5%
2015	24,224	4.0%
2016	33,269	5.6%
2017	10,178	1.7%
2018	9,661	1.6%
2019	2,612	0.4%
2020	2,069	0.3%
2021	432	0.1%
2022	132	0.0%

** The new arrivals excludes newborn babies who are represented under the registration trend.*

Registration Trend

Pre - 2011	142,896	10.3%
2011	10,988	0.8%
2012	134,856	9.7%
2013	675,321	48.7%
2014	145,770	10.5%
2015	55,247	4.0%
2016	67,720	4.9%
2017	41,334	3.0%
2018	38,811	2.8%
2019	23,923	1.7%
2020	13,828	1.0%
2021	24,383	1.8%
2022	11,449	0.8%

Registration Trend Quarterly

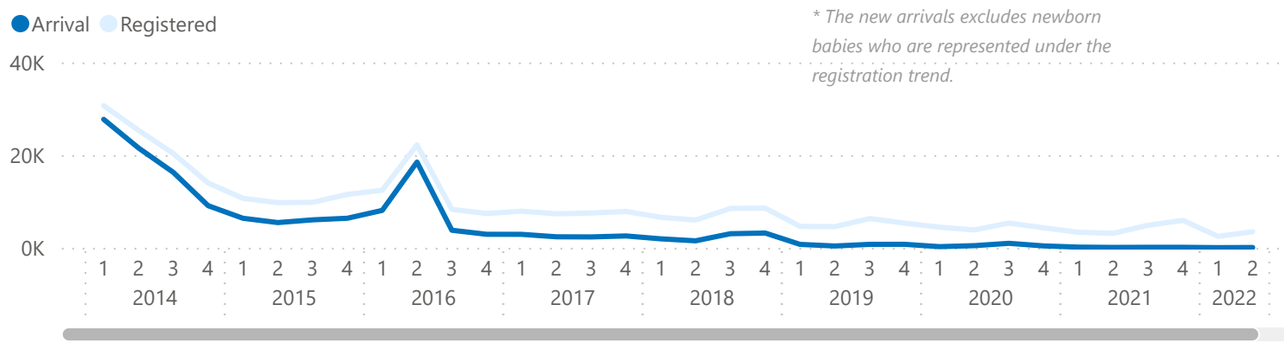

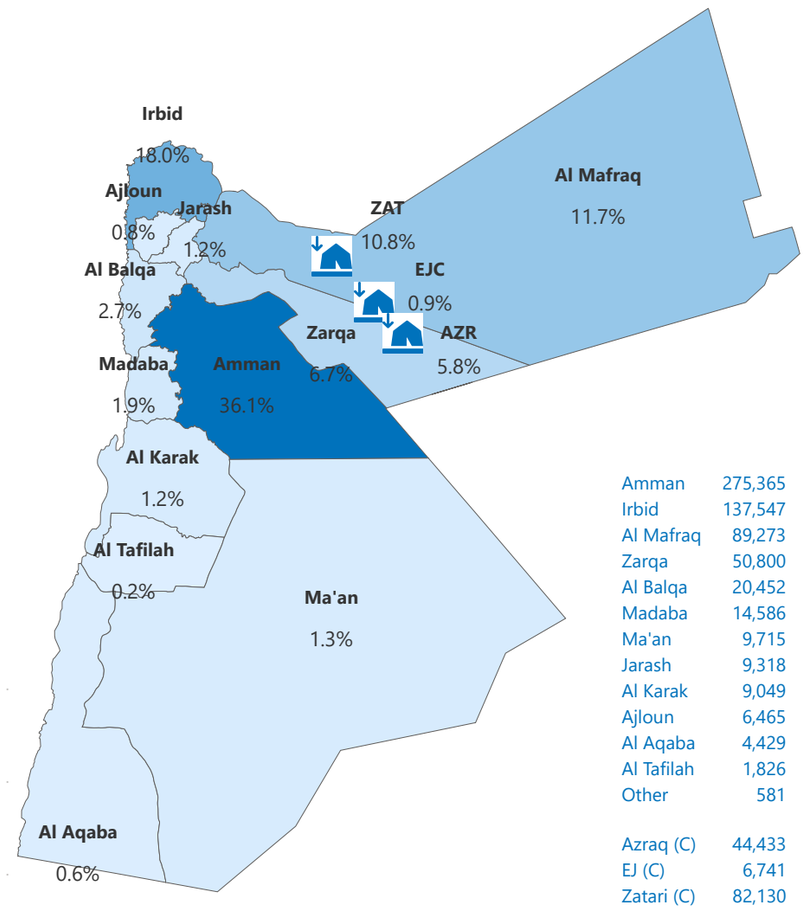

Amman	275,365
Irbid	137,547
Al Mafraq	89,273
Zarqa	50,800
Al Balqa	20,452
Madaba	14,586
Ma'an	9,715
Jarash	9,318
Al Karak	9,049
Ajloun	6,465
Al Aqaba	4,429
Al Tafilah	1,826
Other	581
Azraq (C)	44,433
EJ (C)	6,741
Zatari (C)	82,130

Prepared by Data Analysis Group | Jordan

Registered People of Concern Refugees and Asylum Seekers in Jordan - SYR

Updated date: 8/16/2022

Active Registered People Of Concern **676,322**

543,020 80.3%

133302 19.7%

28,549 4.2%

319,771 47.3%

328,002 48.5%

Age and Gender

Gender	0-4	5-11	12-17	18-35	36-59	60+
Male	45,140	70,265	52,657	98,144	59,578	11,802
Female	43,691	66,297	49,952	96,745	65,304	16,747
Total	**88,831**	**136,562**	**102,609**	**194,889**	**124,882**	**28,549**
	13.1%	20.2%	15.2%	28.8%	18.5%	4.2%

Biometric Statistics

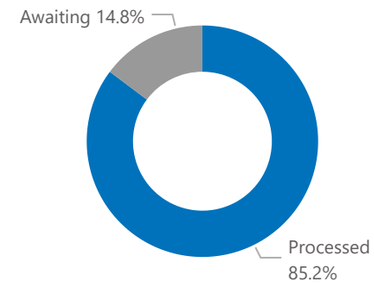



Origin Country

SYR	676,322	100.0%

Specific Needs

Serious medical condition	82,554	12.2%
Specific legal and physical protection needs	33,489	5.0%
Child at risk	28,419	4.2%
Single parent	15,786	2.3%
Woman at risk	11,329	1.7%
Older person at risk	6,279	0.9%
Unaccompanied or separated child	2,041	0.3%

** Specific need Disability is under validation*

** An individual can have more than one specific need*

Individuals with Specific Needs	152,221	22.5%

Year of Arrival

Pre 2011	10,081	1.9%
2011	20,704	4.0%
2012	144,186	27.8%
2013	239,010	46.0%
2014	57,416	11.1%
2015	13,515	2.6%
2016	23,893	4.6%
2017	2,937	0.6%
2018	2,554	0.5%
2019	2,378	0.5%
2020	1,960	0.4%
2021	406	0.1%
2022	131	0.0%

** The new arrivals excludes newborn babies who are represented under the registration trend.*

Registration Trend

Pre - 2011	1,425	0.1%
2011	2,361	0.2%
2012	130,054	11.4%
2013	667,375	58.4%
2014	121,356	10.6%
2015	41,013	3.6%
2016	53,604	4.7%
2017	28,673	2.5%
2018	27,526	2.4%
2019	22,285	1.9%
2020	13,269	1.2%
2021	23,139	2.0%
2022	10,914	1.0%

Registration Trend Quarterly

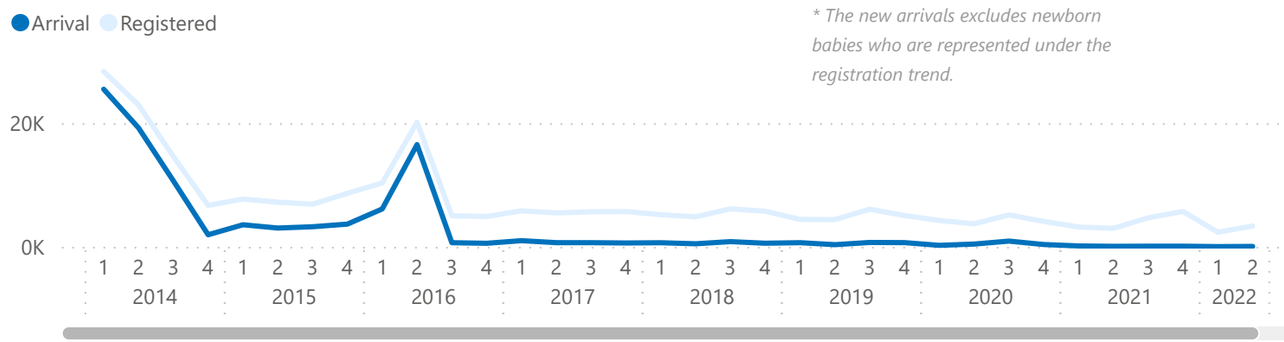

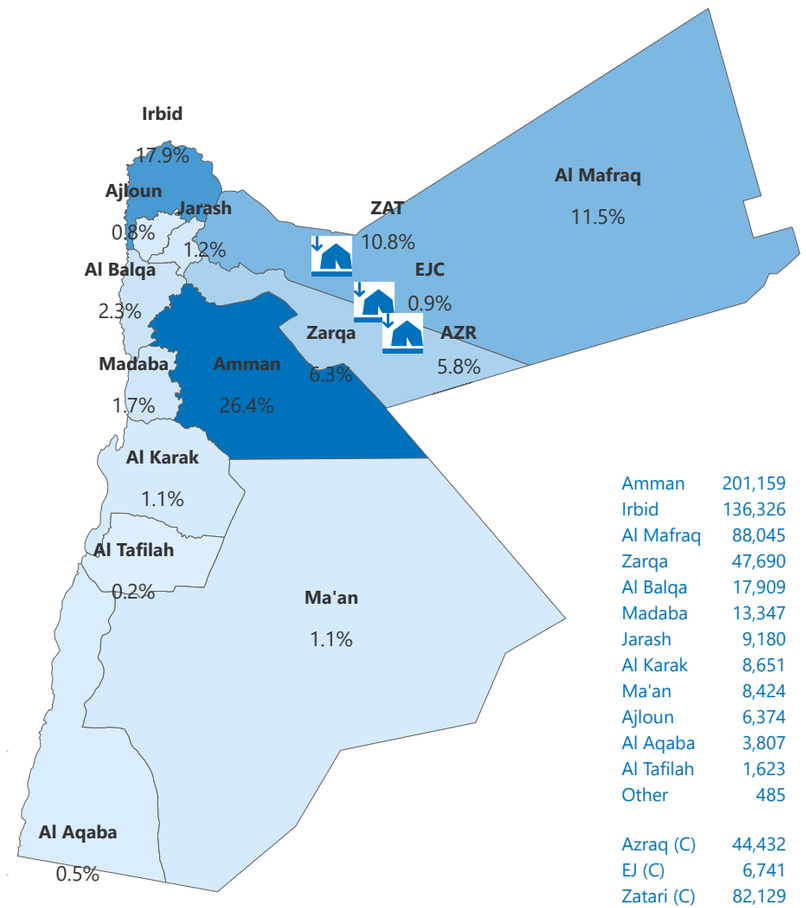

Amman	201,159
Irbid	136,326
Al Mafraq	88,045
Zarqa	47,690
Al Balqa	17,909
Madaba	13,347
Jarash	9,180
Al Karak	8,651
Ma'an	8,424
Ajloun	6,374
Al Aqaba	3,807
Al Tafilah	1,623
Other	485
Azraq (C)	44,432
EJ (C)	6,741
Zatari (C)	82,129

Prepared by Data Analysis Group | Jordan

Registered People of Concern Refugees and Asylum Seekers in Jordan - IRQ

Updated date: 8/16/2022

Active Registered People Of Concern **65,845**

65,844	100.0%	
1	0.0%	
8,769	13.3%	
39,569	60.1%	
17,507	26.6%	

Age and Gender

Gender	0-4	5-11	12-17	18-35	36-59	60+
Male	631	4,091	4,450	10,733	10,076	4,026
Female	569	3,773	3,993	9,435	9,325	4,743
Total	**1,200**	**7,864**	**8,443**	**20,168**	**19,401**	**8,769**
	1.8%	11.9%	12.8%	30.6%	29.5%	13.3%

Biometric Statistics

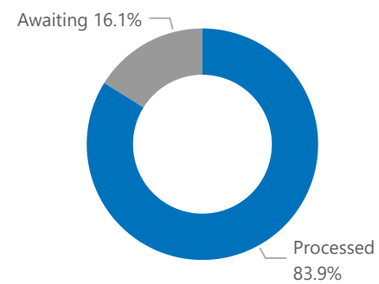

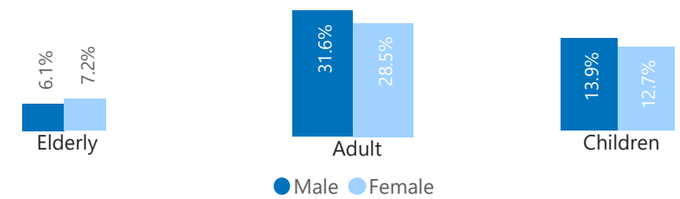

Origin Country

IRQ	65,845	100.0%

Specific Needs

Serious medical condition	11,420	17.3%
Specific legal and physical protection needs	2,177	3.3%
Woman at risk	2,063	3.1%
Child at risk	1,858	2.8%
Single parent	1,173	1.8%
Older person at risk	1,000	1.5%
Unaccompanied or separated child	79	0.1%

** Specific need Disability is under validation*

** An individual can have more than one specific need*

Individuals with Specific Needs	16,197	24.6%

Year of Arrival

Pre 2011	13,309	21.5%
2011	2,255	3.7%
2012	2,481	4.0%
2013	4,519	7.3%
2014	15,585	25.2%
2015	7,505	12.1%
2016	8,100	13.1%
2017	5,420	8.8%
2018	2,445	4.0%
2019	88	0.1%
2020	55	0.1%
2021	7	0.0%
2022	1	0.0%

** The new arrivals excludes newborn babies who are represented under the registration trend.*

Registration Trend

Pre - 2011	133,239	65.4%
2011	7,770	3.8%
2012	4,088	2.0%
2013	5,396	2.6%
2014	21,535	10.6%
2015	9,869	4.8%
2016	10,560	5.2%
2017	7,070	3.5%
2018	3,220	1.6%
2019	431	0.2%
2020	127	0.1%
2021	425	0.2%
2022	134	0.1%

Registration Trend Quarterly

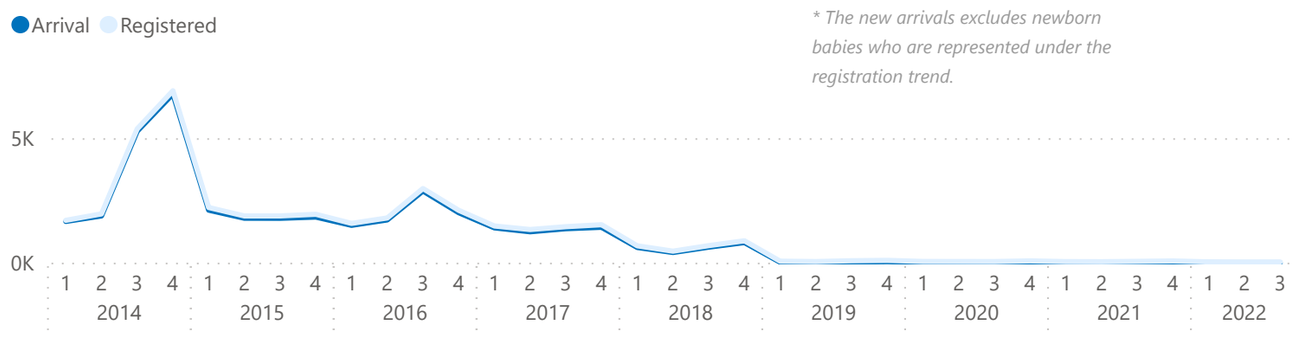

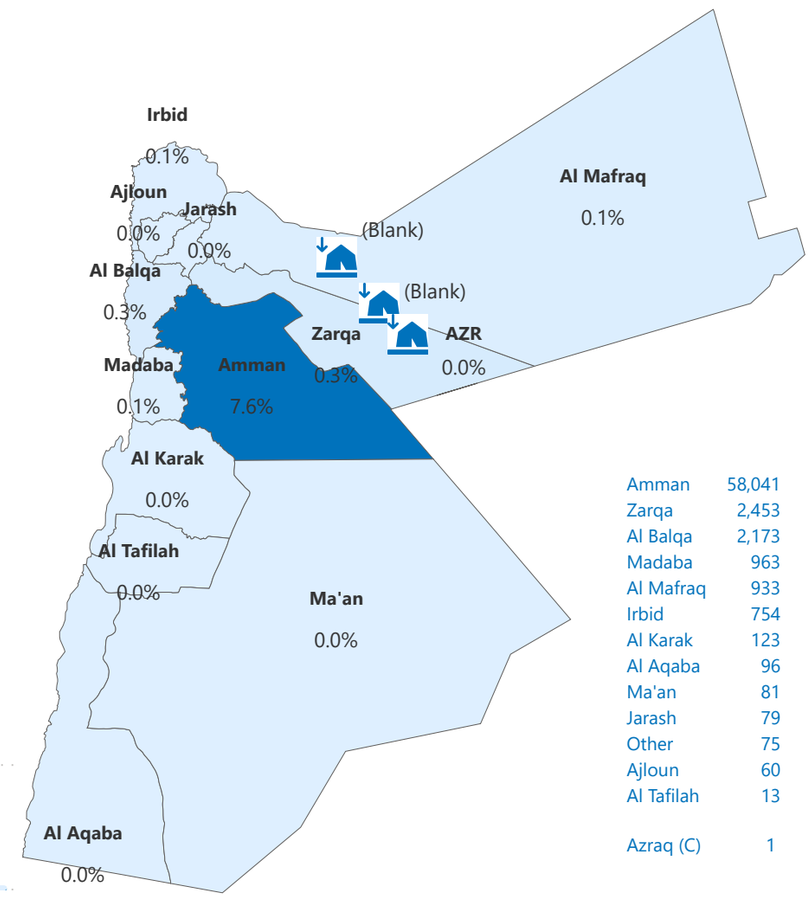

Amman	58,041
Zarqa	2,453
Al Balqa	2,173
Madaba	963
Al Mafraq	933
Irbid	754
Al Karak	123
Al Aqaba	96
Ma'an	81
Jarash	79
Other	75
Ajloun	60
Al Tafilah	13
Azraq (C)	1

Prepared by Data Analysis Group | Jordan

Registered People of Concern Refugees and Asylum Seekers in Jordan - Other

UNHCR The UN Refugee Agency

Updated date: 8/16/2022

Active Registered People Of Concern **20,543**

20,542 100.0%

1 0.0%

1,054 5.1%

13,925 67.8%

5,564 27.1%

Age and Gender

Gender	0-4	5-11	12-17	18-35	36-59	60+
Female	1,088	976	660	2,144	1,378	273
Male	1,136	991	713	5,932	4,471	781
Total	**2,224**	**1,967**	**1,373**	**8,076**	**5,849**	**1,054**
	10.8%	9.6%	6.7%	39.3%	28.5%	5.1%

Biometric Statistics

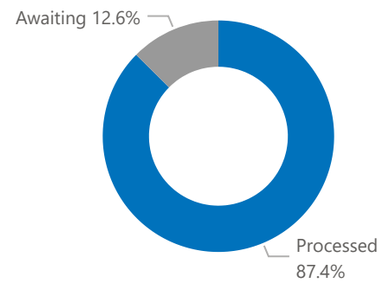

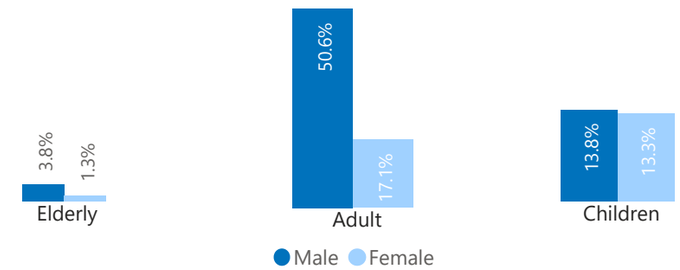

Origin Country

SOM	651	3.2%
other	1,379	6.7%
SUD	5,579	27.2%
YEM	12,934	63.0%

Specific Needs

Serious medical condition	3,880	18.9%
Specific legal and physical protection needs	1,407	6.8%
Woman at risk	549	2.7%
Single parent	292	1.4%
Child at risk	285	1.4%
Older person at risk	119	0.6%
Unaccompanied or separated child	33	0.2%

** Specific need Disability is under validation*

** An individual can have more than one specific need*

Individuals with Specific Needs	5,596	27.2%

Year of Arrival

Pre 2011	1,487	8.4%
2011	495	2.8%
2012	906	5.1%
2013	2,021	11.4%
2014	1,655	9.3%
2015	3,204	18.1%
2016	1,276	7.2%
2017	1,821	10.3%
2018	4,662	26.3%
2019	146	0.8%
2020	54	0.3%
2021	19	0.1%
2022	0	0.0%

** The new arrivals excludes newborn babies who are represented under the registration trend.*

Registration Trend

Pre - 2011	8,232	20.8%
2011	857	2.2%
2012	714	1.8%
2013	2,550	6.4%
2014	2,879	7.3%
2015	4,365	11.0%
2016	3,556	9.0%
2017	5,591	14.1%
2018	8,065	20.3%
2019	1,207	3.0%
2020	432	1.1%
2021	819	2.1%
2022	401	1.0%

Registration Trend Quarterly

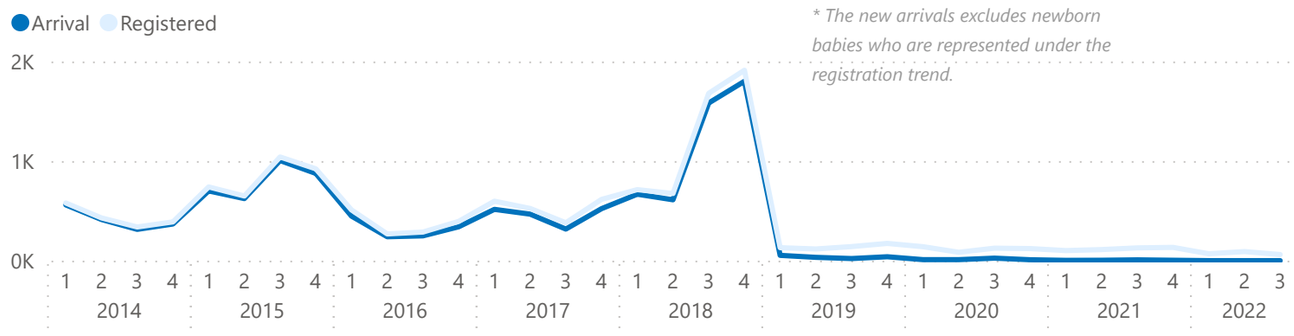

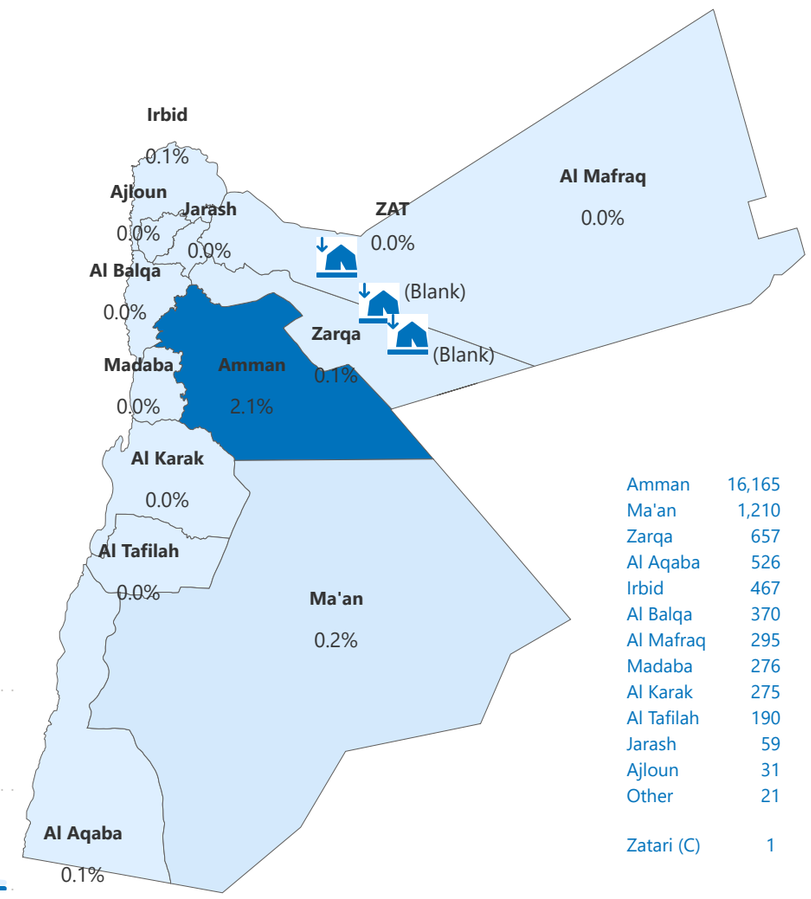

Amman	16,165
Ma'an	1,210
Zarqa	657
Al Aqaba	526
Irbid	467
Al Balqa	370
Al Mafraq	295
Madaba	276
Al Karak	275
Al Tafilah	190
Jarash	59
Ajloun	31
Other	21
Zatari (C)	1

Prepared by Data Analysis Group | Jordan