

Overview

Displacement patterns

Situation in host country

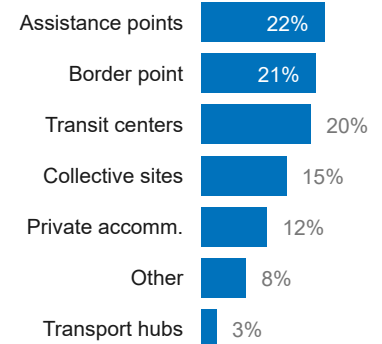
Intentions

To strengthen and promote an evidence-based protection response, UNHCR Romania and its partners Romanian National Council for refugees (CNRR) and REACH have been undertaking a Protection Profiling and Monitoring exercise to regularly collect and analyze data on the profiles, needs and intentions of refugees from Ukraine and monitor changes over time. This dashboard presents the main results based on **3,240 interviews** conducted between **May and mid-August 2022**.

**# of respondents**

**3,240**

**Place of interview**



**Methodology**

Interviews have been conducted in border points and transit centres (41%), collective sites and private accommodations (27%), assistance points such as the Blue Dots (22%), and other points in major cities (11%).

Trained enumerators from UNHCR, CNRR and REACH and digitally collect the data through Kobo Toolbox, which is safely stored in a UNHCR server.

While respondents are randomly selected to reduce bias, non-probability sampling is used and results cannot necessarily be extrapolated to the population of refugees from Ukraine as a whole. The results reflect refugees' situation and intentions at the time of data collection.

**RESPONDENT PROFILE**

**99%** of respondents are citizens of Ukraine. Most are women (**78%**), holding higher levels of education (**44%**) with university or higher degrees and (**32%**) with vocational training and with diverse professional experiences, particularly in services and trade related sectors.

**Nationality**

**99 %**

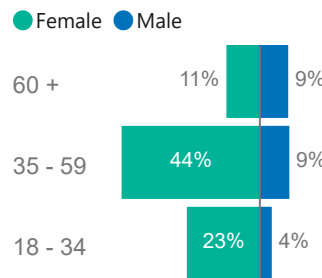
of respondents were Ukrainian nationals

**Gender**

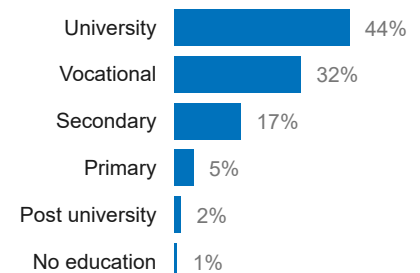
**78 %**

of respondents were females

**Age group and gender**



**Education level**

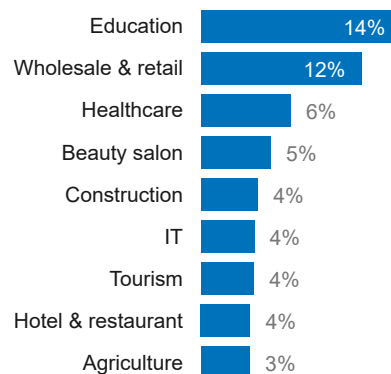


**Acknowledgements**

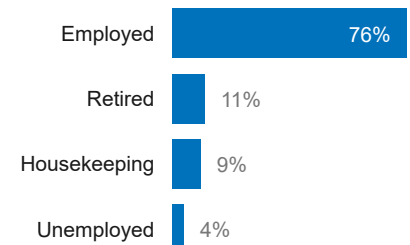
We are grateful for the extensive involvement and support of UNHCR's partners, in particular: Romanian National Council for Refugees (CNRR) and REACH.

We are also grateful for the support of national authorities ([Department for Emergency Situations](#), [General Inspectorate for Immigration](#) and [General Inspectorate for Border Police](#)) local authorities, civil society, international organizations and donors. Most importantly, UNHCR would like to acknowledge the resilience and strength of refugees from Ukraine, who continue to share with us their challenges, fears and hopes.

**Top occupational sectors**



**Employment status before leaving Ukraine**



Published August, 2022

Overview

Displacement patterns

Situation in host country

Intentions

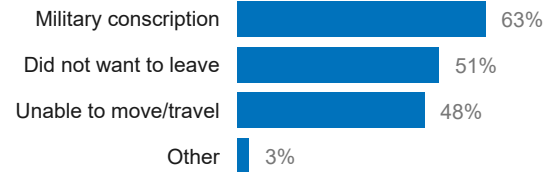
The majority of respondents (**78%**) are separated from some of their immediate family members, the primary reason being the restriction of freedom of movement for men due to martial law. Women and children represent **88%** of all family members that left Ukraine together and **12%** of family members are older persons. Among those who travelled accompanied, **5%** travelled with unrelated children.

**More than half** of respondents were forced to leave their place of origin between end-February and April 2022. The top three places of origin are **Odeska Oblast**, **Kyiv City** and **Mykolaivska Oblast**. **26%** of respondents were displaced in Ukraine before leaving the country, and **25%** were not carrying an international biometric passport.

**Family separation**

**78 %** separated from other family members

**Separation reasons**

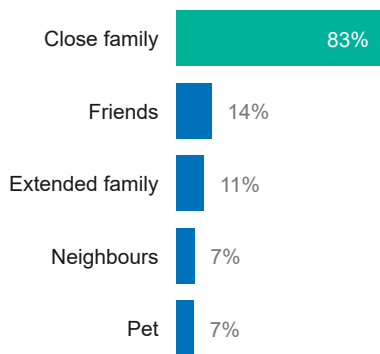


**Travelling with\***

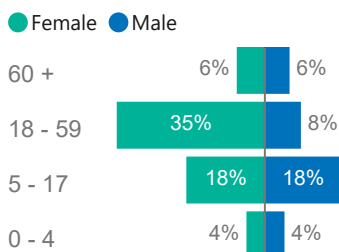
**84 %**

of respondents travelled accompanied

Among those who travelled accompanied, 83% were displaced with their immediate family.



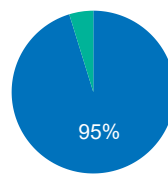
**Immediate family age group and gender\*\***



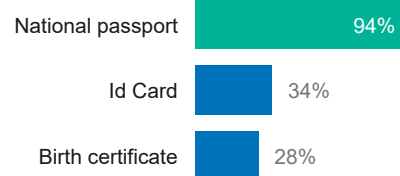
\*\* including the respondent

**Travelling with unrelated children**

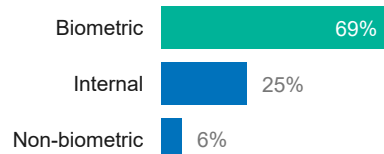
● No ● Yes



**Documents carrying during travel\***



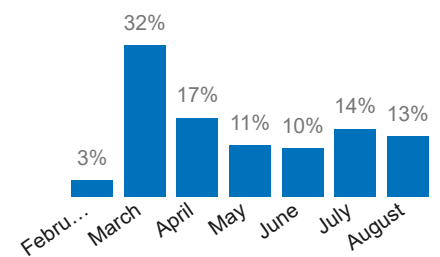
**Passport type**



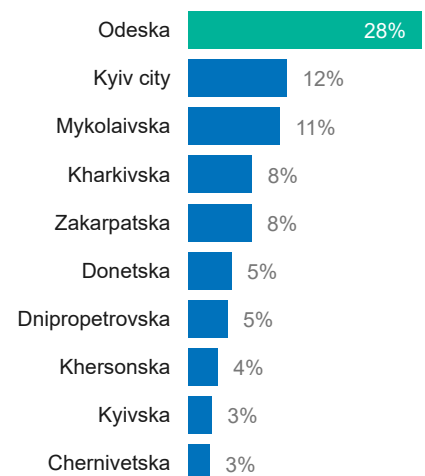
**Internally displaced before leaving Ukraine**

**26 %**

**Date of departure**



**Top 10 places of origin**



The boundaries and names shown and the designations used on this map do not imply official endorsement or acceptance by the United Nations.

\* Multiple responses were possible, so percentages can go over 100% when added.

Overview

Displacement patterns

Situation in host country

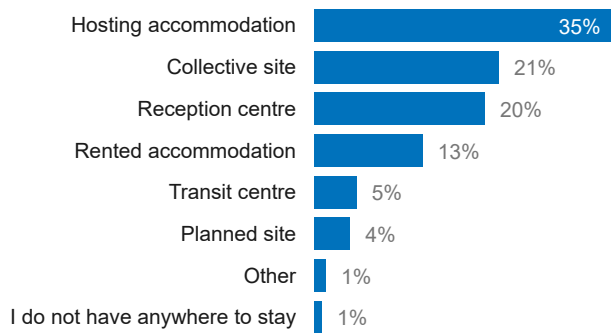
Intentions

Half of the respondents are staying Government and civil society provided accommodation (50%), while 35% are staying in hosted accommodation. 14% of respondents are renting on their own or have other arrangements. The top three urgent needs reported by respondents are **cash assistance**, **family reunification** and **employment**. Respondents report the need to receive information on **financial aid services** and **medical care**, followed by **job opportunities** and **education for their children**. Only a small share of respondents (1%) have relatives in Romania.

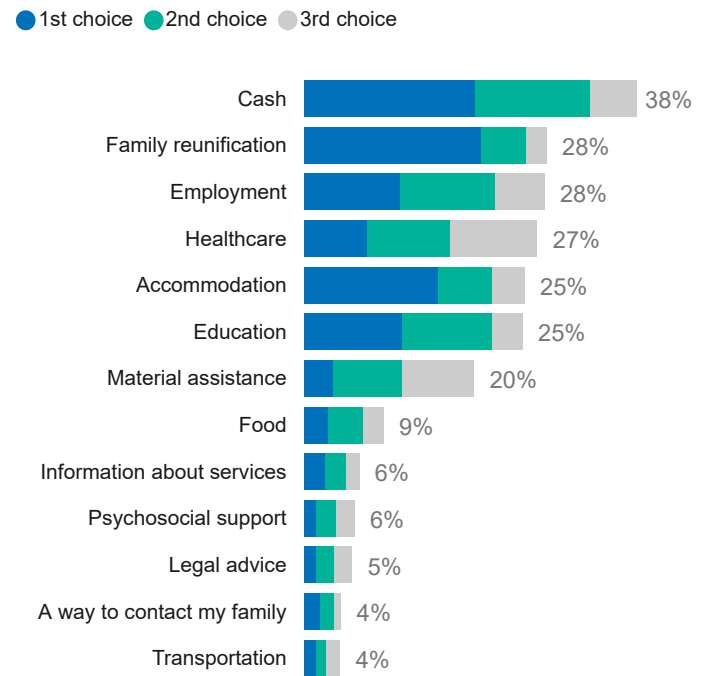
**Respondents with relatives in Romania**

**1 %**

**Current accommodation**



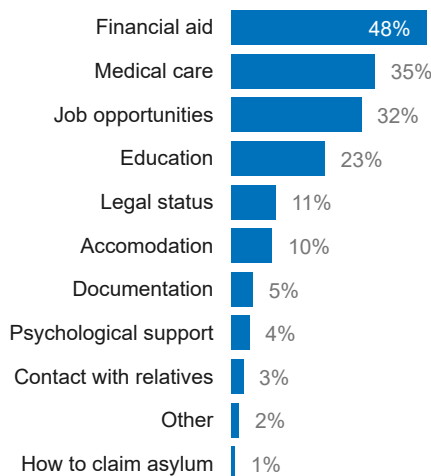
**Urgent needs\***



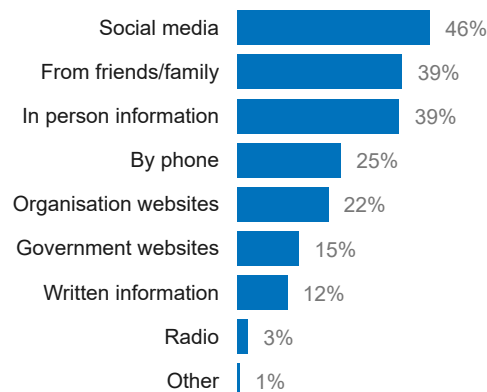
**Respondents with at least 1 family member at heightened risks**



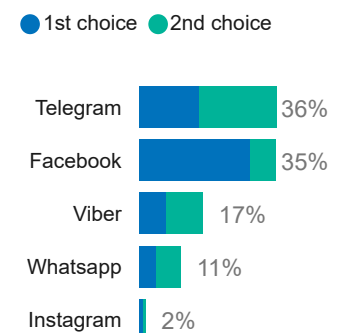
**Information needs\***



**Preferred information channel\***



**Preferred social media channel\***



\* Multiple responses were possible, so percentages can go over 100% when added.

Overview

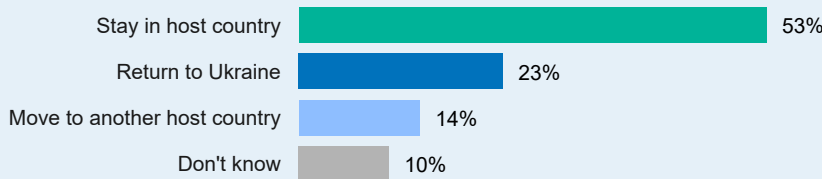
Displacement patterns

Situation in host country

Intentions

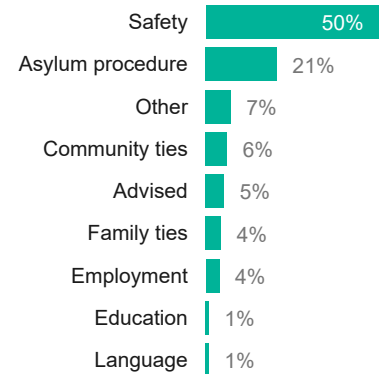
More than half (**53%**) report plans to stay in Romania in the near future, with safety, protection procedures and community ties as the main reasons. **23%** report plans to return to Ukraine in the near future, but **64%** of them are uncertain as to when exactly they would do so. The main reason behind intentions to return are advise by the family and the perception that the situation has improved, followed by desire to go back home to reunite with family members and economic reasons. **14%** report plans to move to another host country and **10%** are uncertain about their plans.

### Near future intentions



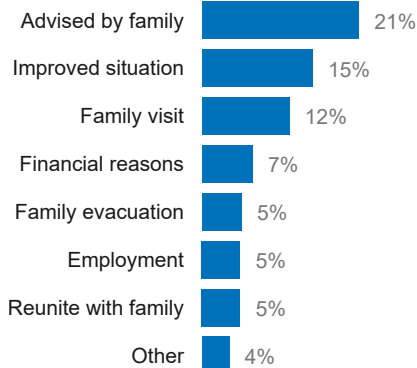
### PLANNING TO STAY IN CURRENT HOST COUNTRY

#### Why: Reasons to stay

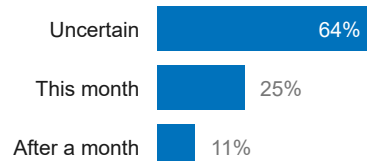


### PLANNING TO RETURN TO UKRAINE

#### Why: Reasons to return



#### When

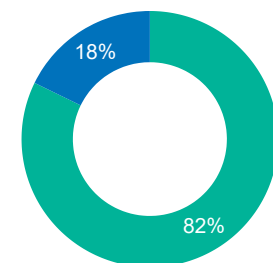


#### Where: % returning to the same Oblast

**79 %**

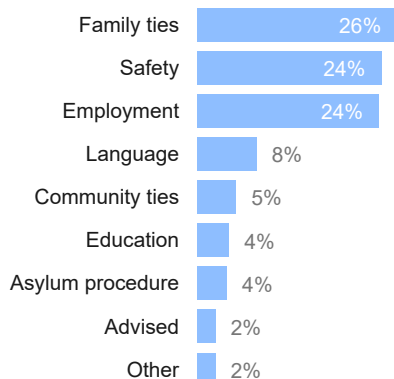
#### Concerns about returning\*

● Yes ● No

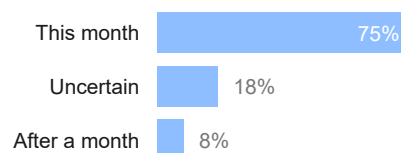


### PLANNING TO MOVE TO ANOTHER HOST COUNTRY

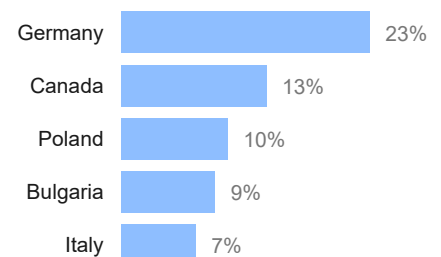
#### Why: Main reasons to move



#### When



#### Where to: Top 5 destination



\* Multiple responses were possible, so percentages can go over 100% when added.

\*\*The analysis in this section excludes respondents interviewed on the same day they were departing from their current host country