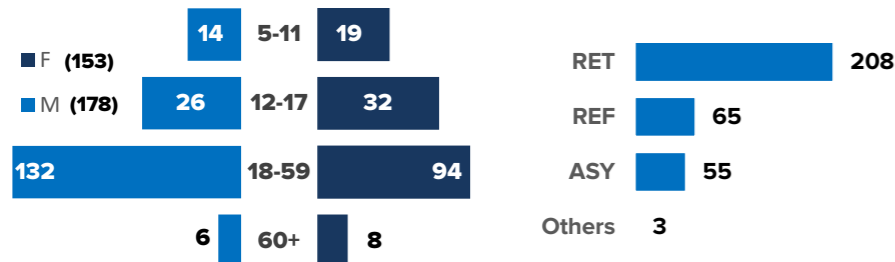


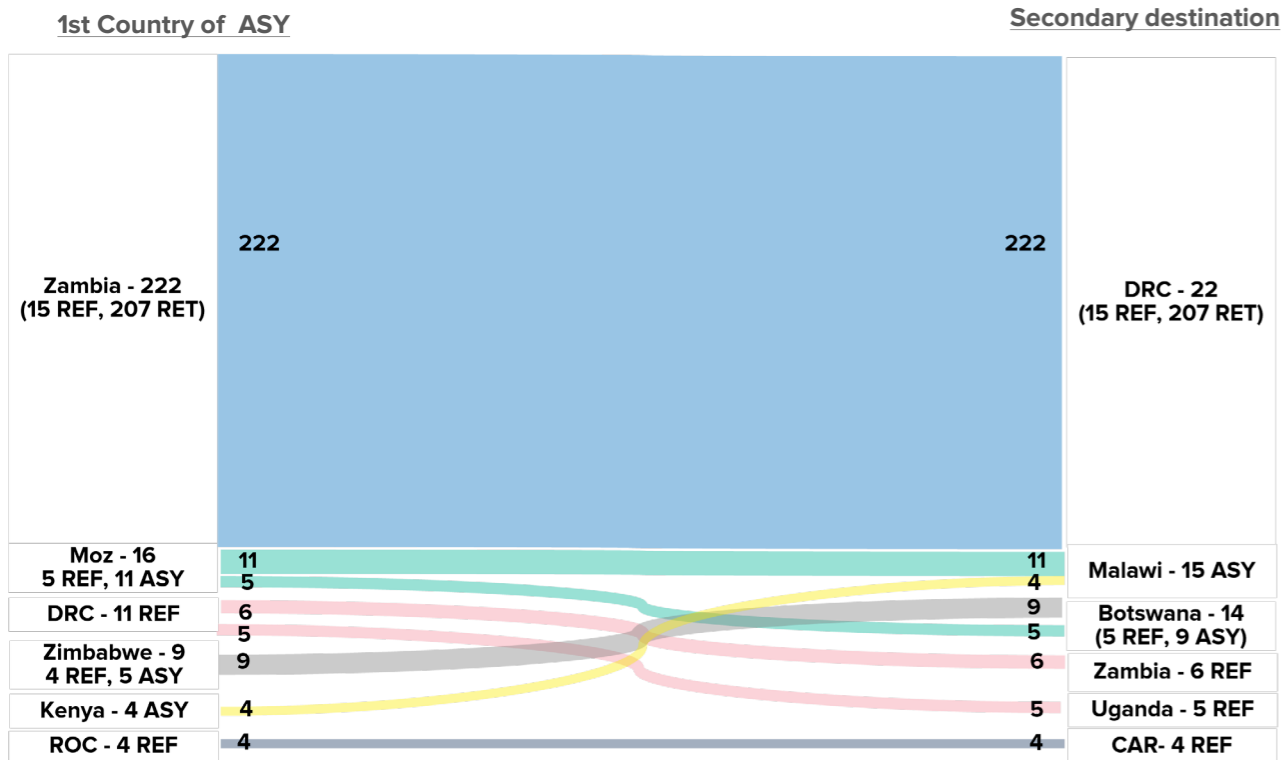
### CROSS BORDER MOVEMENTS KEY FIGURES



### AGES, GENDER AND LEGAL STATUS OF MOVERS \*\*

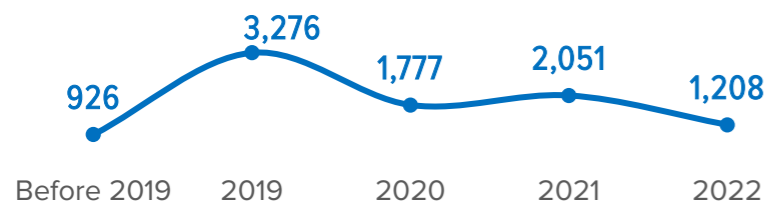


### CROSS BORDER MOVEMENTS WHERE THE FLOW INVOLVED 4 POCs AND MORE \*

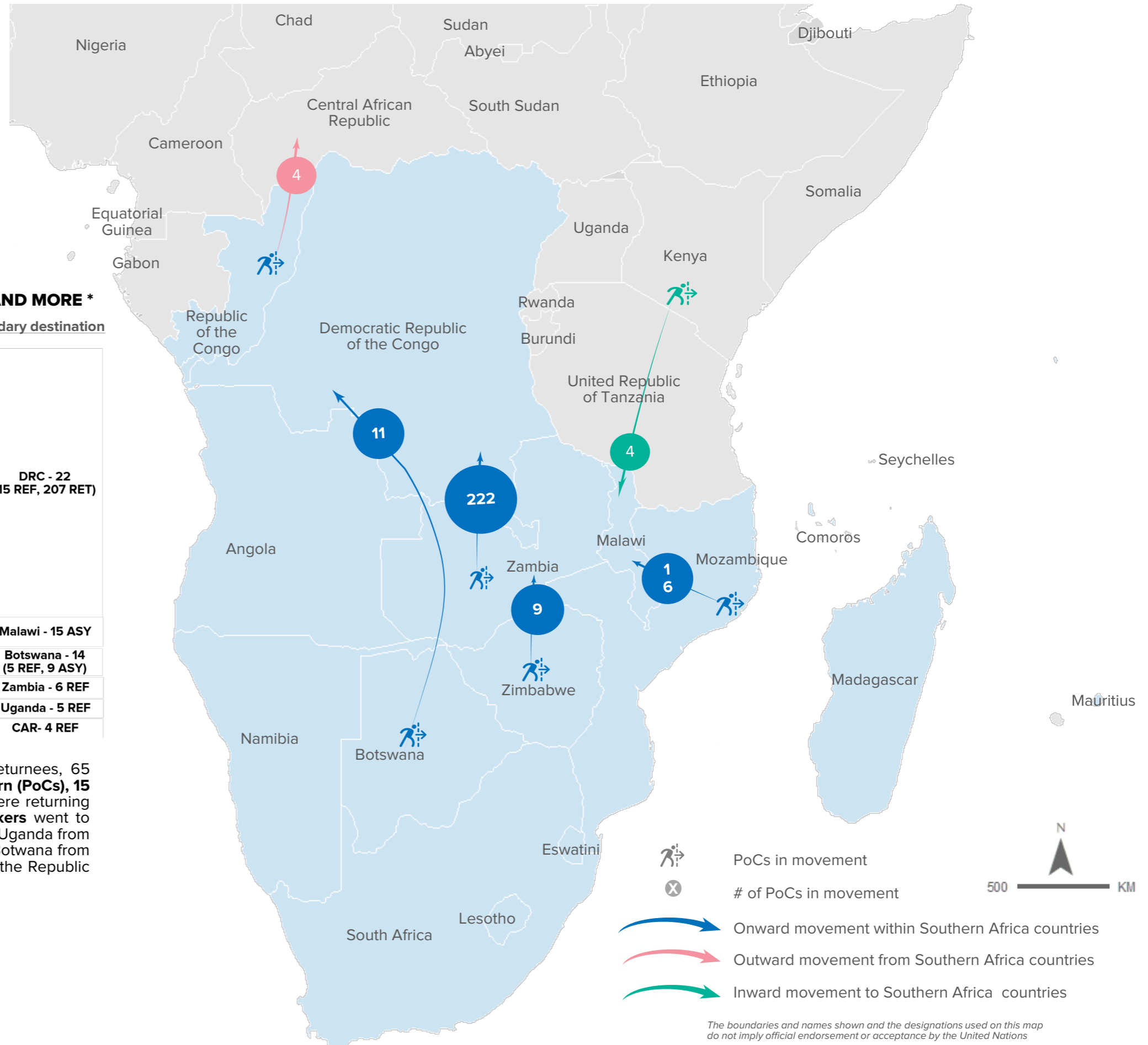


In July 2022, **266 cross-border movements** were recorded involving 208 returnees, 65 refugees, 55 asylum-seekers and 3 others status. From the **222 Persons of Concern (PoCs)**, **15 refugees** left Zambia to Democratic Republic of Congo (DRC) while **207 PoCs** were returning back to Democratic Republic of Congo (DRC), **5 refugees and 11 asylum-seekers** went to Malawi from Mozambique, **6 refugees and 5 asylum-seekers** went to Zambia and Uganda from Democratic Republic of Congo (DRC), **4 refugees and 5 asylum-seekers** went to Botswana from Zimbabwe and **4 asylum-seekers** crossed to Malawi from Kenya; **4 refugees** left the Republic of Congo (ROC) to Central Republic of Africa (CAR).

### CUMULATIVE CROSS BORDER MOVEMENTS TREND PER YEAR



### MAP OF THE CROSS BORDER MOVEMENTS WHERE THE FLOW INVOLVED 4 POCs AND MORE \*



\* The flows shown are restricted only to 4 or more people of movement, therefore the totals is different from the overall movements of the month due to the exclusion. In case of the same country of origin and first country of asylum, due to the change of nationality of some PoCs, country of origin are replaced with the previous

\*\* REF = Refugee, ASY = Asylum-seeker, OOC = Other person of concern

Data sources: UNHCR PRIMES. For more information or to contribute, please contact UNHCR RBSA DIMA (rsarbdima@unhcr.org)