

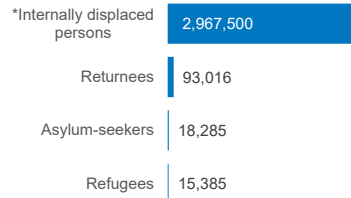
Somalia

1 - 31 August 2022

In August, 299,000 new internal displacements were monitored by the UNHCR-led Protection and Returns Monitoring Network (PRMN). Drivers include drought related (98,863), conflict and insecurity (197,281), flood (1,663) and others (837).

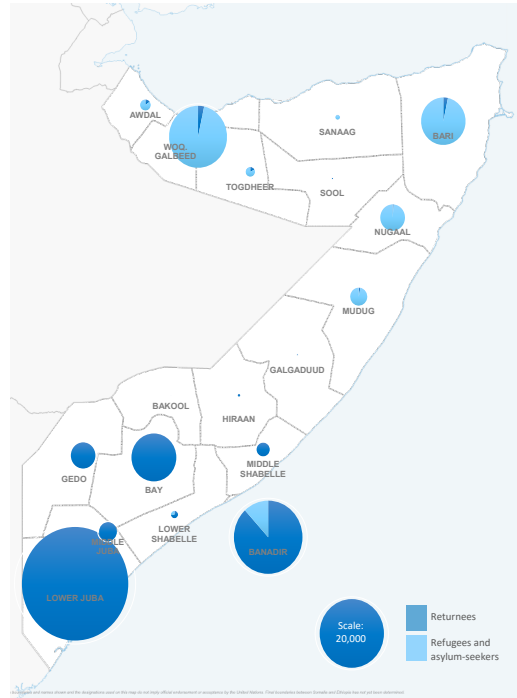
Hiraan (182,227) received the highest number of displaced persons followed by Bay (29,939), while Banadir (29,148), Lower Juba (15,88) and Gedo (13,770) regions also received relatively high numbers.

Population of concern



*Estimated internally displaced persons as of November 2020
(Source: Information Management Working Group)

Returnees, refugee and asylum seekers map



Refugees & Asylum-Seekers

At the end of August 2022, there were 33,670 refugees and asylum-seekers registered in Somalia, mainly from Ethiopia (17,977 asylum seekers and 4,865 refugees), Yemen (9,392 refugees and asylum seekers) and Syria (1,050 refugees and 98 asylum seekers). The remaining 288 persons of concerns were from other countries.



Refugee Returnees (2014 - 2022)

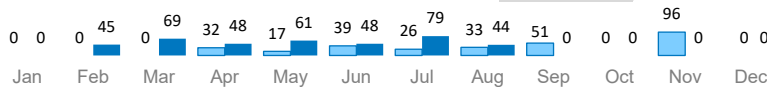
Since December 2014, 93,016 Somali refugees have voluntarily returned to Somalia with UNHCR assistance from different countries of asylum including Kenya, Yemen, Djibouti, Libya, Sudan and Eritrea. In addition, some 42,857 Somalis were monitored as arriving from Yemen since March 2015.

Region	Ethiopia	Yemen	Other
Woq. Galbeed	10,141	4,534	1,030
Bari	7,430	1,767	65
Nugaal	2,677	218	18
Mudug	1,299	33	20
Togdheer	188	133	36
Sanaag	89	18	4
Awdal	293	162	9
Banadir	12	2,434	249
Sool			
Middle Shabelle			
Lower Shabelle		70	
Other	713	23	5
TOTAL	22,842	9,392	1,436

Region	Kenya	Yemen	Other
Lower Juba	54,640	16	128
Banadir	15,847	4,120	900
Bay	9,655	83	22
Gedo	2,922	2	44
Middle Juba	1,539		1
Middle Shabelle	798	41	25
Lower Shabelle	104	79	2
Hiraan	42	6	22
Woq. Galbeed	18	527	344
Galgaduud	15		3
Nugaal	13	29	19
Other	266	513	231
TOTAL	85,859	5,416	1,741

Somali returnees from Kenya by month

Year	Total
<=2019	84,981
2020	190
2021	294
2022	394

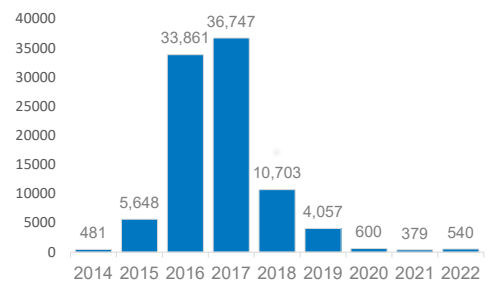


Assisted spontaneous returnees from Yemen by month

Year	Total
<=2019	1,682
2020	329
2021	0
2022	0



Number of returnees (with assistance from UNHCR) since 2014



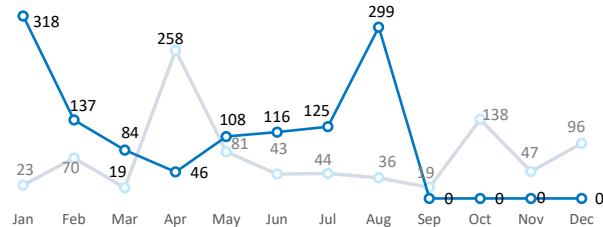
Somalia Internal DISPLACEMENT

Displacements monitored by UNHCR Protection and Return Monitoring Network (PRMN)

Monthly internal displacement (2021 - 2022)

(in thousands)

Year	People
2021	874,000
2022	1,233,000



2022 displacement reasons

Drought	857,000
Conflict/Insecurity	366,000
Other	9,000
Flood	2,000
Total	1,233,000

2022 top arrival regions

Banadir	291,000
Galgaduud	204,000
Hiraan	185,000
Mudug	111,000
Gedo	101,000
Bay	91,000
Togdheer	57,000
Bakool	45,000
Other	148,000
Total	1,233,000

August 2022 displacement reasons

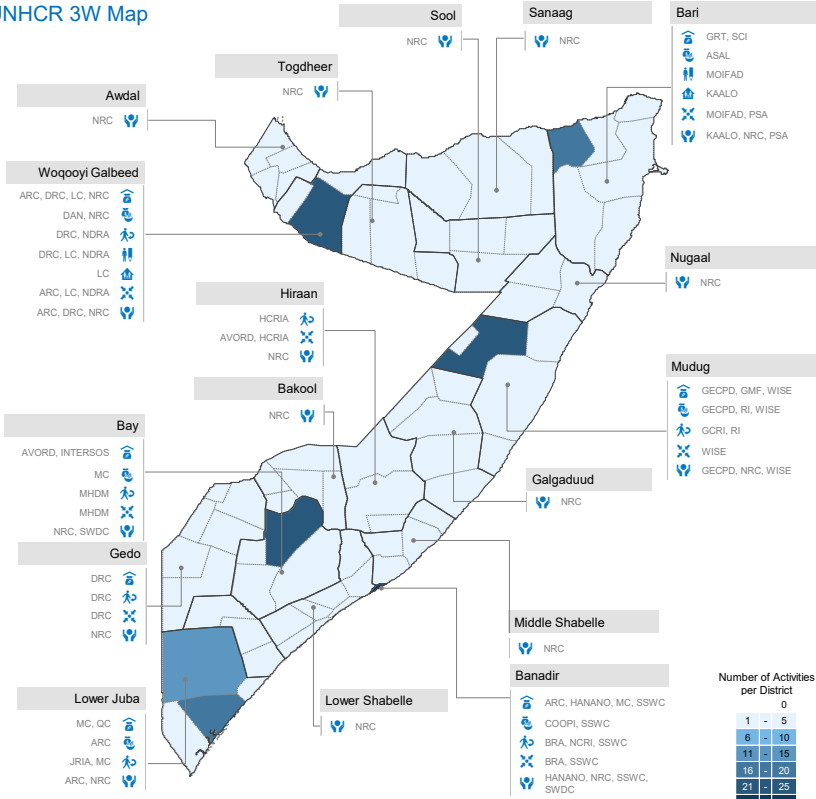
Conflict/Insecurity	197,000
Drought	99,000
Flood	2,000
Other	1,000
Total	299,000

August 2022 top arrival regions

Hiraan	182,000
Bay	30,000
Banadir	29,000
Lower Juba	16,000
Gedo	14,000
Bari	12,000
Sool	4,000
Togdheer	3,000
Other	9,000
Total	299,000

Somalia

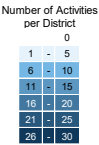
UNHCR 3W Map



Number of activities by region and category

Region	Water, Transport, Cash Grants, Core Relief Items, Education, Health	Cluster Coordination - Protection, Shelter, COCM	Facility Rehabilitation, Equipment, Peaceful Coexistence	Registration, Profiling, Civil Documentation	Return Assistance, Transit Center, Counseling	Legal Protection, SGBV Prevention & Response, Material Assistance, FRMN	Cash Grants, Employment, Business, Vocational Training	PDM, Warehouse Management, Transport
Awdal								4
Bakool								5
Banadir	10	3	3					3
Bari	6	2	1	4	1	1		8
Bay	8	3	3					1
Galgaduud								5
Gedo	2		2			1		6
Hiraan			1			1		3
Middle Juba								3
Lower Juba	11	1	6					19
Mudug	5	3	4	1		1		11
Nugaal								3
Sanaag								4
Middle Shabelle								4
Lower Shabelle								7
Sool								4
Togdheer								4
Woqooyi Galbeed	6	3	5	2	3	1		6

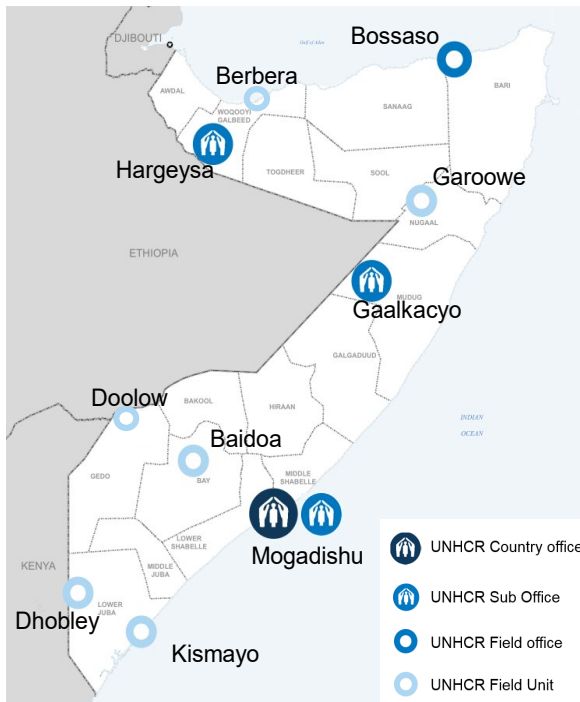
Category	Sub-category
BASIC NEEDS AND ESSENTIAL SERVICES	Water, Transport, Cash Grants, Core Relief Items, Education, Health
LEADERSHIP, COORDINATION AND PARTNERSHIPS	Cluster Coordination - Protection, Shelter, COCM
FAVOURABLE PROTECTION ENVIRONMENT	Facility Rehabilitation, Equipment, Peaceful Coexistence
FAIR PROTECTION PROCESSES AND DOCUMENTATION	Registration, Profiling, Civil Documentation
DURABLE SOLUTIONS	Return Assistance, Transit Center, Counseling
SECURITY FROM VIOLENCE AND EXPLOITATION	Legal Protection, SGBV Prevention & Response, Material Assistance, FRMN
COMMUNITY EMPOWERMENT, SELF RELIANCE AND SELF MANAGEMENT	Cash Grants, Employment, Business, Vocational Training
LOGISTICS AND OPERATIONS SUPPORT	PDM, Warehouse Management, Transport



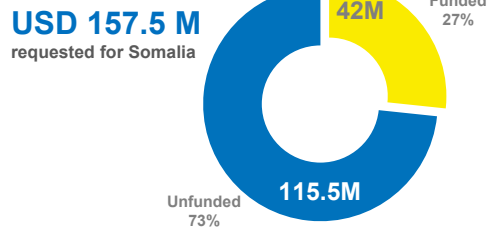
UNHCR Presence

Staff
117 National Staff
46 International Staff
32 Affiliate Workforce

Offices
1 Country Office in Mogadishu
3 Sub-Offices in Gaalkacyo, Hargeysa and Mogadishu
1 Field Office in Bossaso
6 Field Units in Baidoa, Dhobley, Garoowe, Kismayo, Berbera and Doolow
1 Support Office in Nairobi



Funding (as of 30 August 2022)



UNEARMARKED CONTRIBUTIONS | USD

Sweden 99.3 million | Norway 72.5 million | Netherlands 37.2 million | Denmark 35.6 million | Germany 27 million | France 18.5 million | Switzerland 18.4 million | Private donors Spain 45 million | United Kingdom 40.1 million | Belgium 11.9 million | Ireland 11.8 million | Japan 31.7 million | Republic of Korea 22.6 million | Canada 10.5 million | Italy 10 million

Algeria | Armenia | Azerbaijan | Bulgaria | Canada | Costa Rica | Estonia | Finland | Iceland | Kuwait | Liechtenstein | Lithuania | Luxembourg | Monaco | Montenegro | Peru | Philippines | Qatar |

Contact
Magatte Guisse, Representative, Somalia
guisse@unhcr.org, Cell: +252 611 634 665

Links
[Somalia: Global Focus](#) - [Somalia: Information sharing portal](#) - [UNHCR Somalia](#) - [@UNHCRSom](#) - [Facebook: UNHCR Somalia](#) - [Somalia internal displacement](#)

UNHCR is grateful for the generous contributions of donors who have directly contributed to the UNHCR Somalia operation in 2022

