



Tanzania Refugee Population Update

as of 31 August 2022



Key Figures



248,244*
Population of Concern



83.6%
207,435
Living in camps



7.6%
18,950
Living in settlements

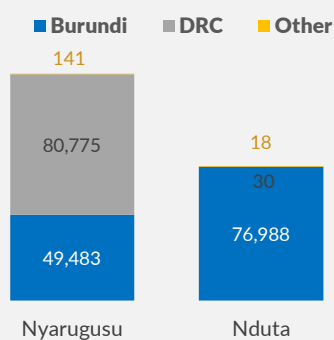


8.7%
21,507
Living in villages



0.1%
202
Living in urban area


Camp-based population by country of origin



Age and Gender

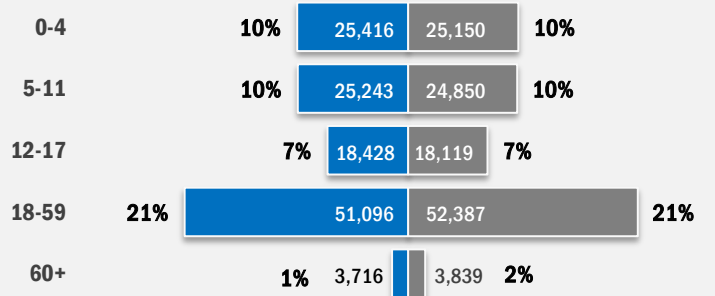


55%
Children



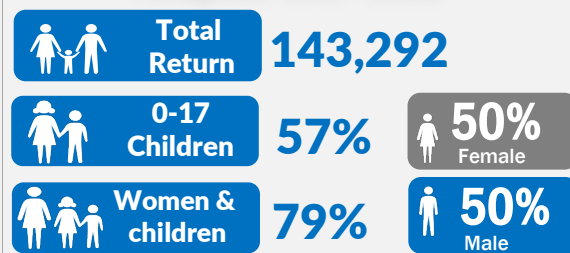
3%
Older People

Age (Years)



Durable Solutions

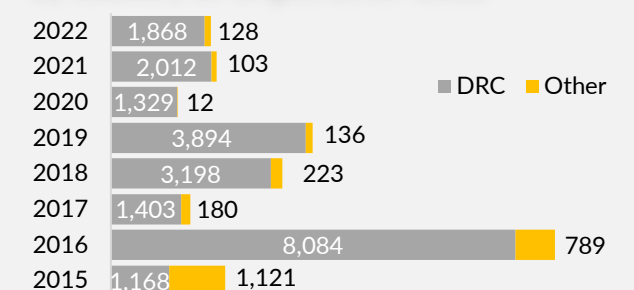
Voluntary return of Burundian refugees, 2017-2022




Local integration

162,000 former Burundian refugees (1972) granted citizenship by the Government of Tanzania.

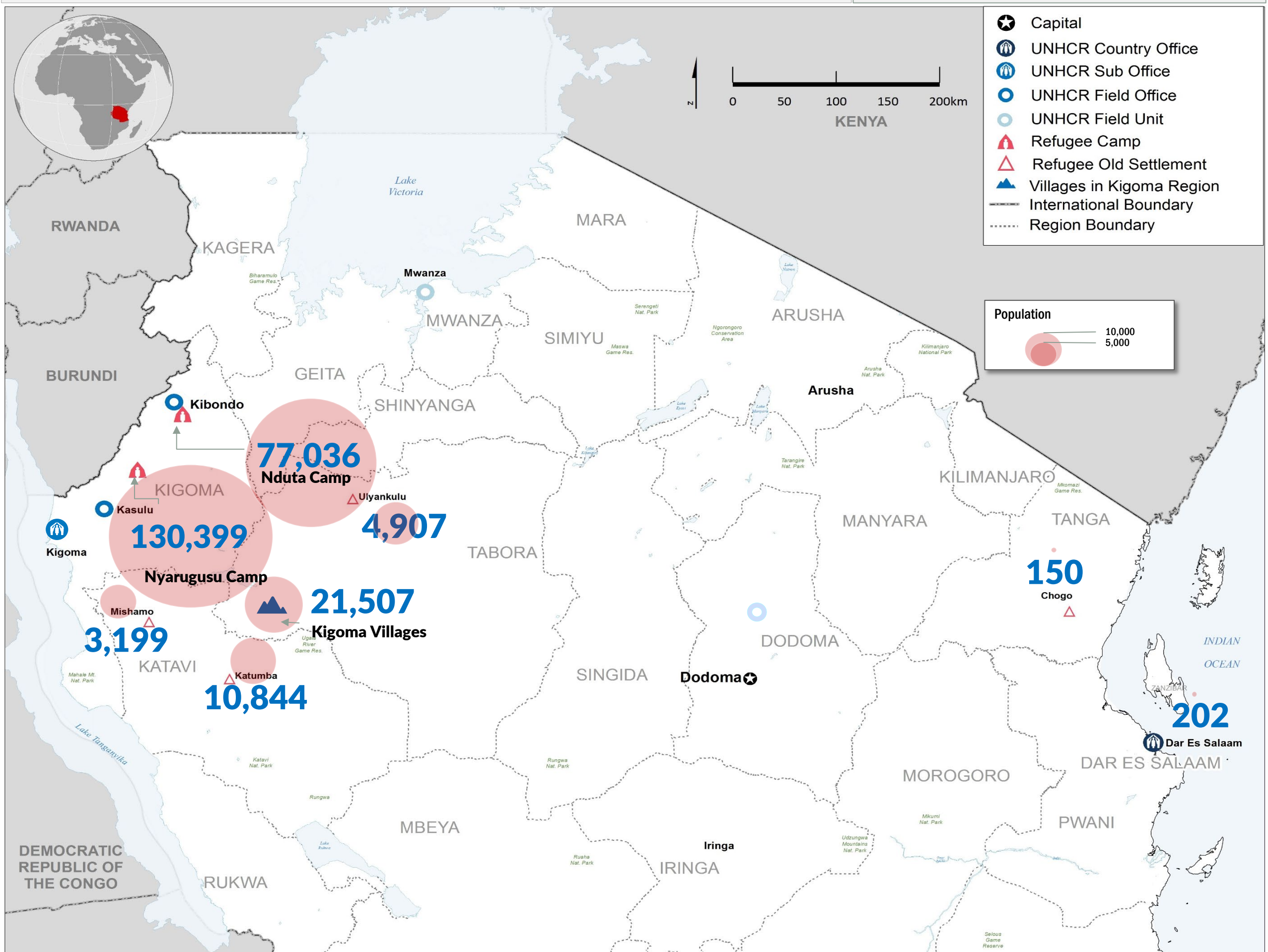
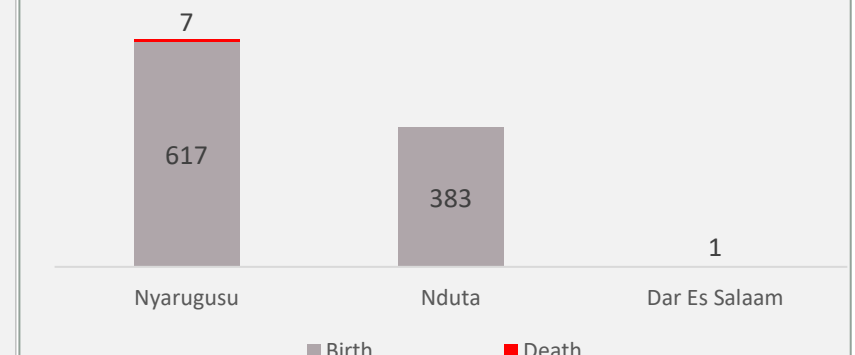
Resettlement departures by country of origin, 2015-2022



Camp population trend: Sept 2021 to Aug 2022



Births vs Deaths



The boundaries and names shown and the designations used on this map do not imply official endorsement or acceptance by the United Nations. Sources: Boundaries: UNCS; Background: USGS; Data: Government of Tanzania, UNHCR.

For more information, please contact: MALLYA@unhcr.org or visit: <https://data2.unhcr.org/en/situations/burundi/location>