Uganda - Refugee Statistics August 2022 - Kiryandongo

31-August-2022

Total Population
63.156

Total Refugees
63,115

Total Households
11,347

Total Asylum-Seekers
41

Women and Children
84%
53,080

Female
52%
33,147

Elderly
2%
1,166

Youth 15-24
28%
17,867

Zones

Level3	HHs	Individuals
Ranch 1	6,009	33,081
Ranch 37	5,286	29,983
Zone Vii	15	23
Zone 6	9	21
Zone V	4	16
Zone Ii	6	10
Zone 1	1	4
Zone 8	4	4
Zone 9	3	3

Age & Gender Breakdown

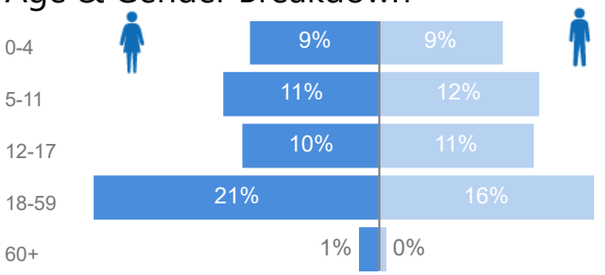

Specific Needs
- Top 7

2,908 1,595

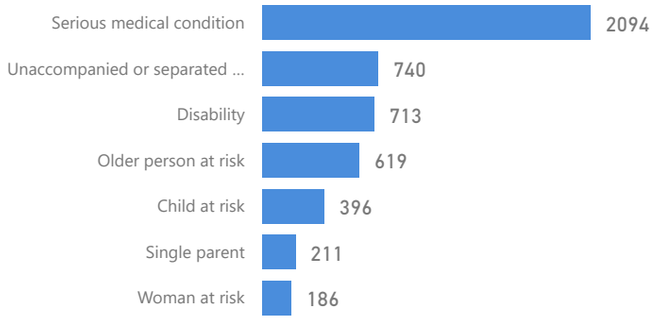

Country of Origin

Country of Origin	Total
Burundi	43
Democratic Republic of the Congo	287
Ethiopia	2
Kenya	171
Rwanda	25
South Sudan	62,418
Sudan	207

New Registration by Month

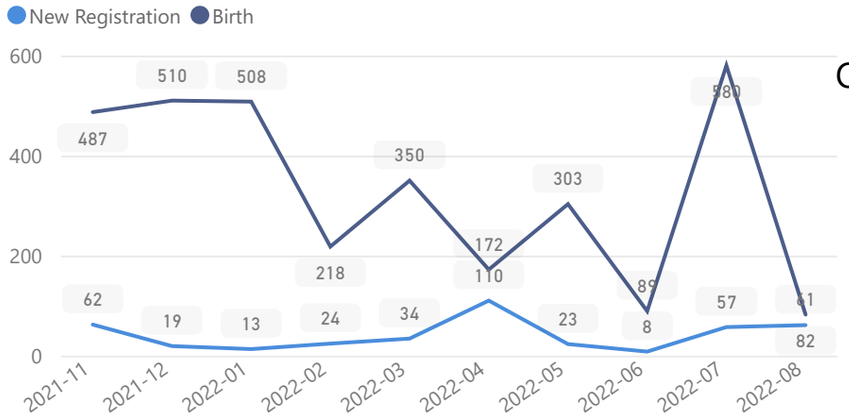

Occupation
- Top 6

16.5% Have occupation

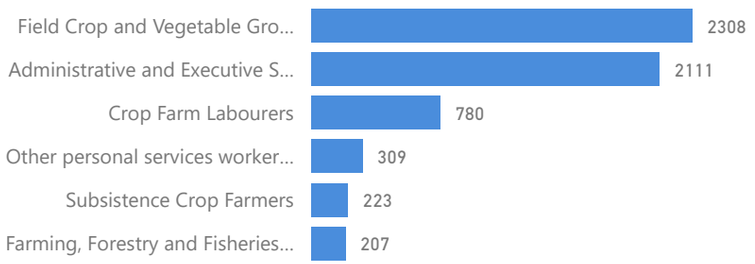

* Age is between 18 - 59 years for Occupation

Assistance Status

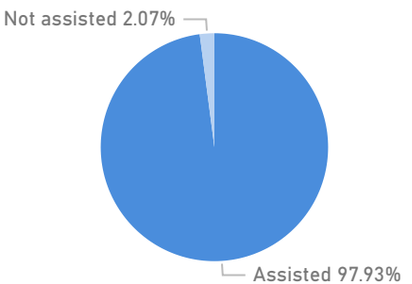

Source: OPM (ProGres v4) NOTE: The Total Population figures are provisional & expected to change following completion of the Ongoing Verification exercise. Verification Absentees will be provided a grace period of 3 months.

ugakareg@unhcr.org, ochen@unhcr.org