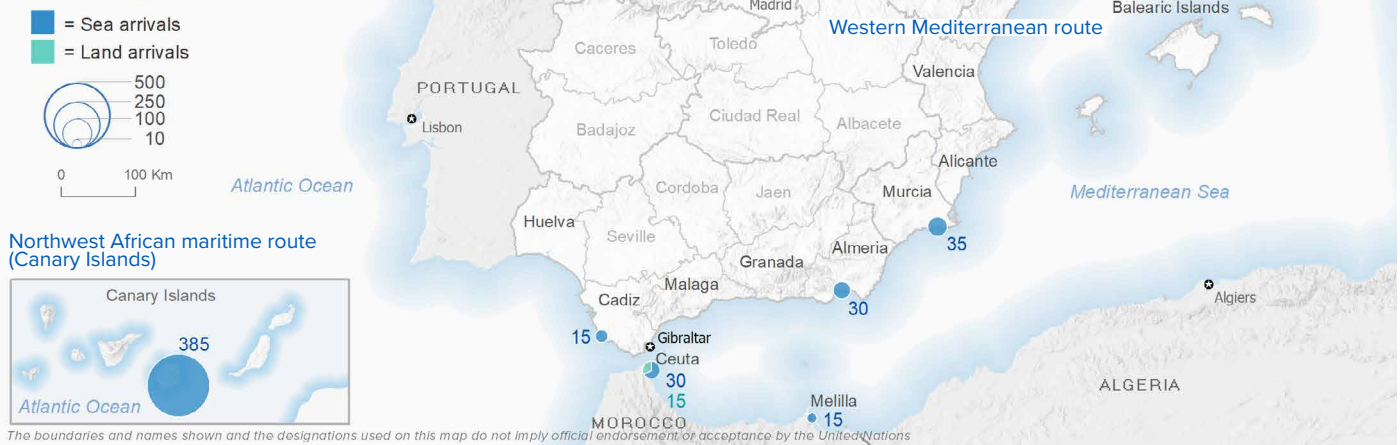


SPAIN Weekly snapshot - Week 37 (12 - 18 Sep 2022)

The charts below are based on figures from the Ministry of Interior and UNHCR estimates. All figures are provisional and subject to change

Refugees & migrants: sea and land arrivals in week 37¹



Arrivals in Spain

21,964
 Arrivals as of
 18 Sep 2022²

-14%
 Dif. 2021

20,321
 Sea Arrivals²
 Dif. 2021: -17%

1,643
 Land Arrivals²
 Dif. 2021: +60%

529
 Arrivals Week 37¹
 Dif. last week: -57%
 Dif. 2021: -72%

Western Mediterranean

10,348
 Arrivals as of
 18 Sep 2022²

-26%
 Dif. 2021

8,705
 Sea Arrivals²
 Dif. 2021: -32%

1,643
 Land Arrivals²
 Dif. 2021: +60%

144
 Arrivals Week 37¹
 Dif. last week: -86%
 Dif. 2021: -86%

Northwest African maritime (Canary Islands)

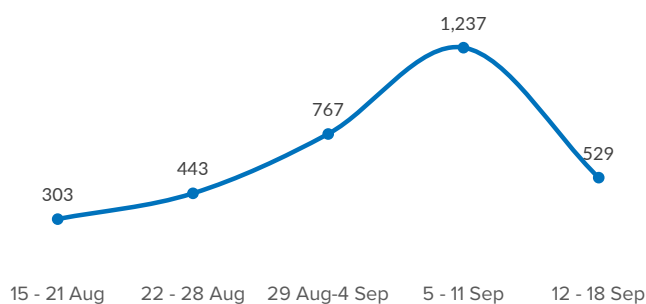
11,616
 Arrivals as of
 18 Sep 2022²

0%
 Dif. 2021

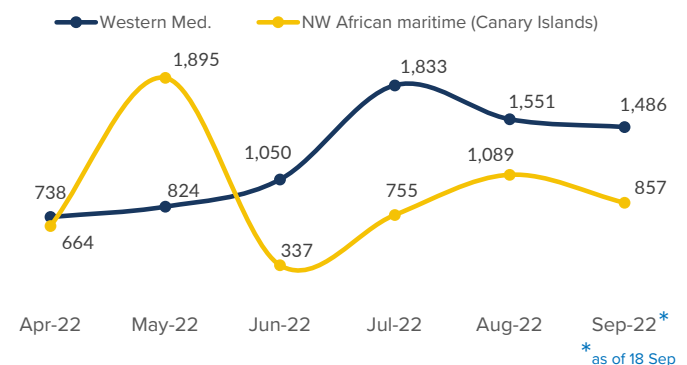
11,616
 Sea Arrivals²
 Dif. 2021: 0%

385
 Arrivals Week 37¹
 Dif. last week: +82%
 Dif. 2021: -57%

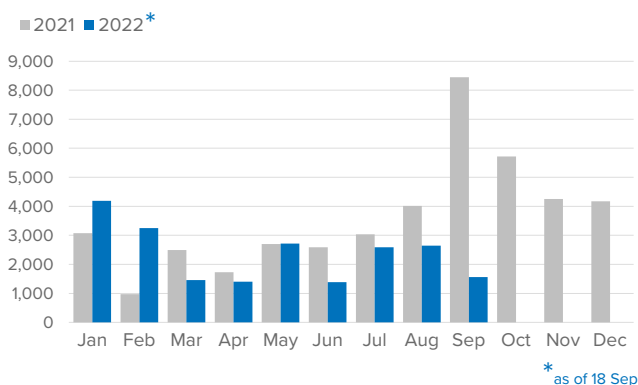
Arrivals in Spain during the last five weeks¹



Arrivals in Spain by route during the last six months²



Arrivals in Spain per month²



Arrivals in Spain per year²

