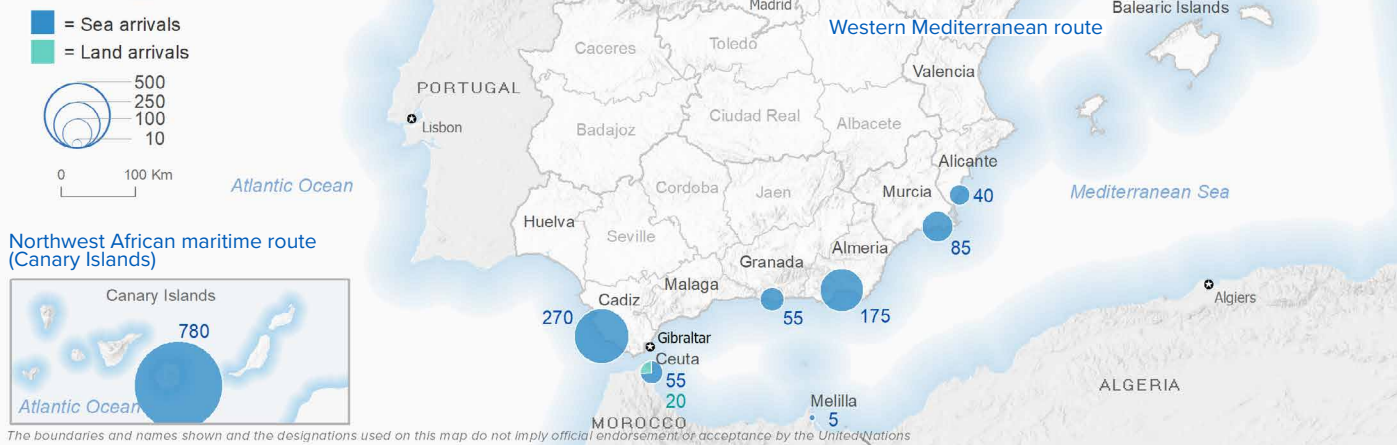


SPAIN Weekly snapshot - Week 38 (19 - 25 Sep 2022)

The charts below are based on figures from the Ministry of Interior and UNHCR estimates. All figures are provisional and subject to change

Refugees & migrants: sea and land arrivals in week 38¹



Arrivals in Spain

23,452
 Arrivals as of
 25 Sep 2022²

-14%
 Dif. 2021

21,791
 Sea Arrivals²
 Dif. 2021: -17%

1,661
 Land Arrivals²
 Dif. 2021: +60%

1,488
 Arrivals Week 38¹
 Dif. last week: +181%
 Dif. 2021: -22%

Western Mediterranean

11,056
 Arrivals as of
 25 Sep 2022²

-26%
 Dif. 2021

9,395
 Sea Arrivals²
 Dif. 2021: -32%

1,661
 Land Arrivals²
 Dif. 2021: +60%

708
 Arrivals Week 38¹
 Dif. last week: +392%
 Dif. 2021: -30%

Northwest African maritime (Canary Islands)

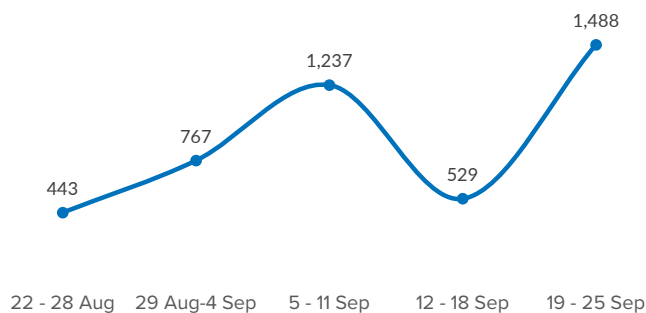
12,396
 Arrivals as of
 25 Sep 2022²

-1%
 Dif. 2021

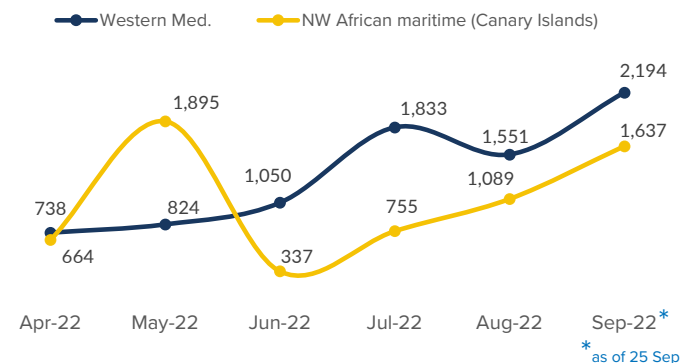
12,396
 Sea Arrivals²
 Dif. 2021: -1%

780
 Arrivals Week 38¹
 Dif. last week: +103%
 Dif. 2021: -14%

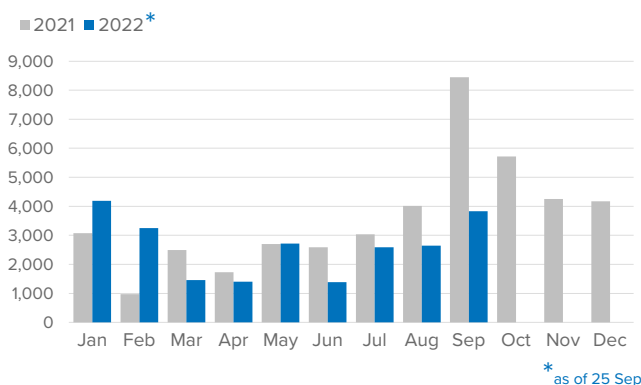
Arrivals in Spain during the last five weeks¹



Arrivals in Spain by route during the last six months²



Arrivals in Spain per month²



Arrivals in Spain per year²

