

**OPERATIONAL CONTEXT**

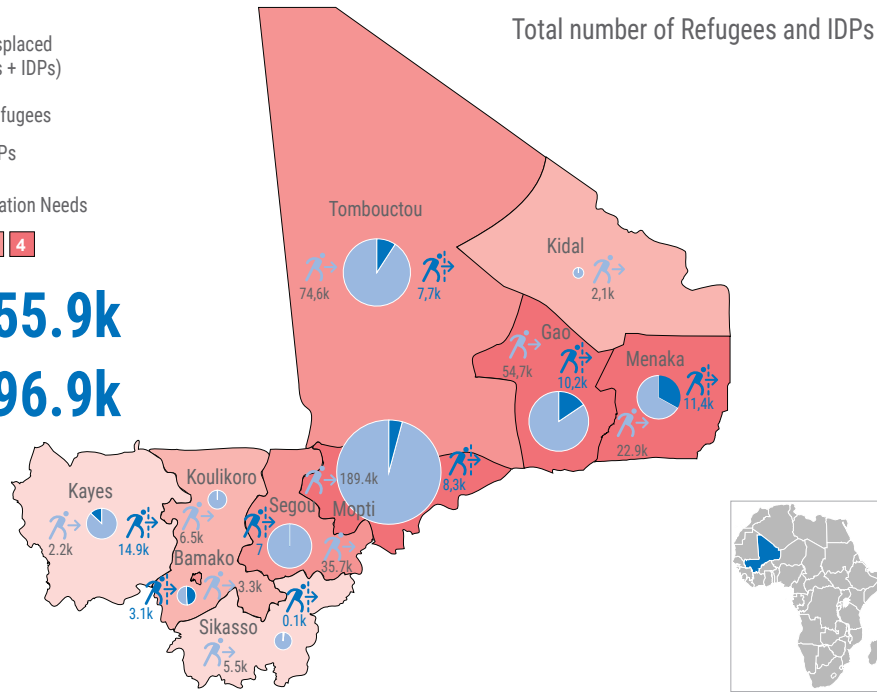
Proportion of displaced people (refugees + IDPs)



Severity of Education Needs

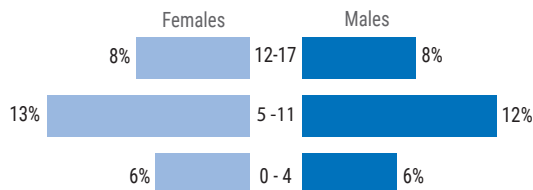


**55.9k**  
**396.9k**



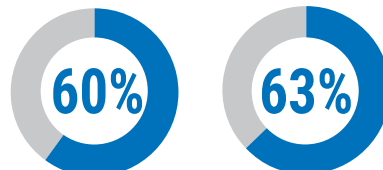
**KEY FIGURES**

Age and Gender (Refugees)



**250k**

Estimated displaced children in the country\*



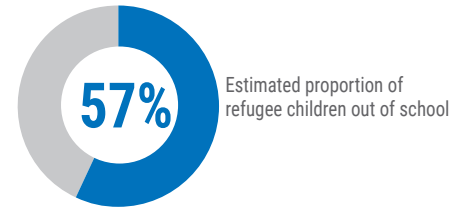
**+ 5%**  
People displaced between July 2021 and July 2022

Children among the refugees  
Children among the IDPs

\* Source: DTM Report, OIM-UNHCR, www.dnds.ml, April 2022.

**REFUGEE EDUCATION OVERVIEW**

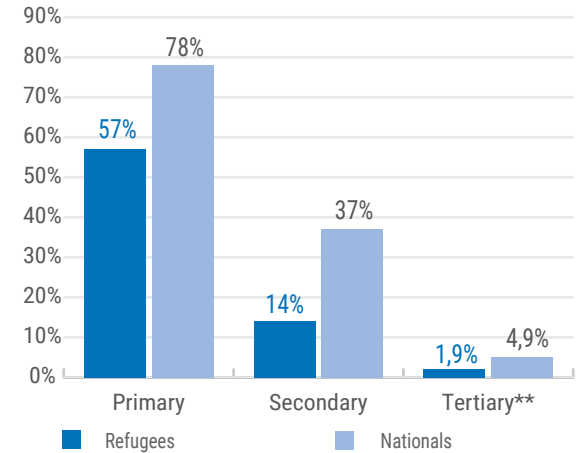
Out of school children



Average GER and NER: Primary + Secondary



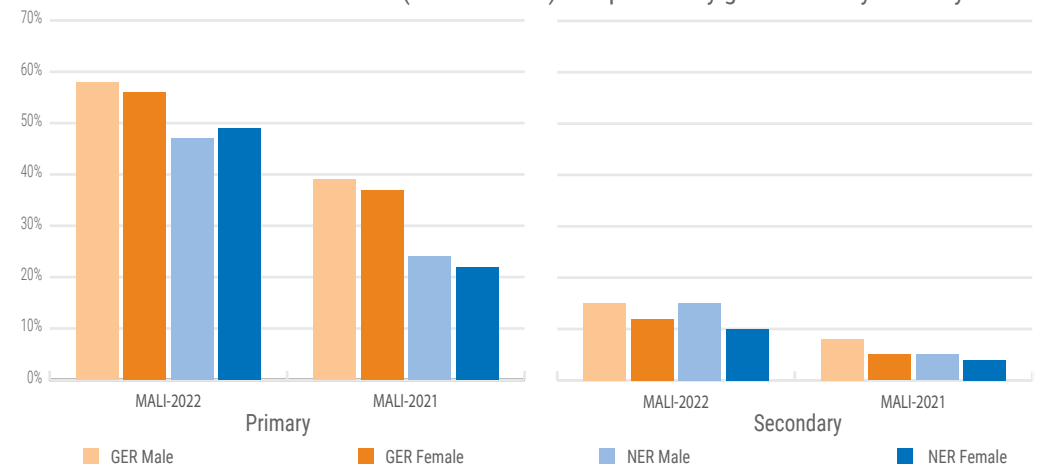
Comparison of refugee enrolment rates by school level for refugees vs nationals\*



\* Source: UNESCO, <http://uis.unesco.org/en/country/ml>, 2019-2020.

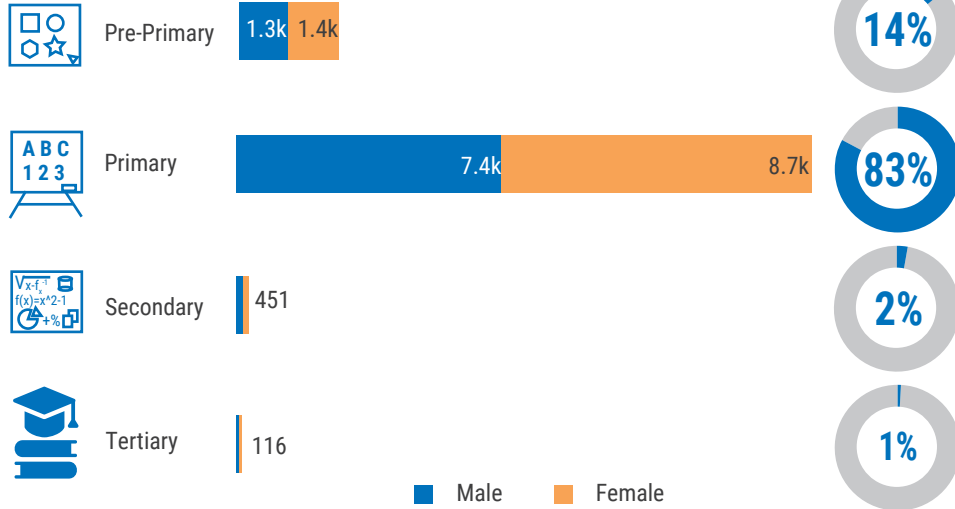
\*\* The estimated proportion of 18-24 youth enrolled in higher education or technical and vocational education and training (TVET).

Gross and Net Enrolment Rates (GER and NER) comparison by gender and by school year



**UNHCR'S EDUCATION RESPONSE AND ASSISTANCE**

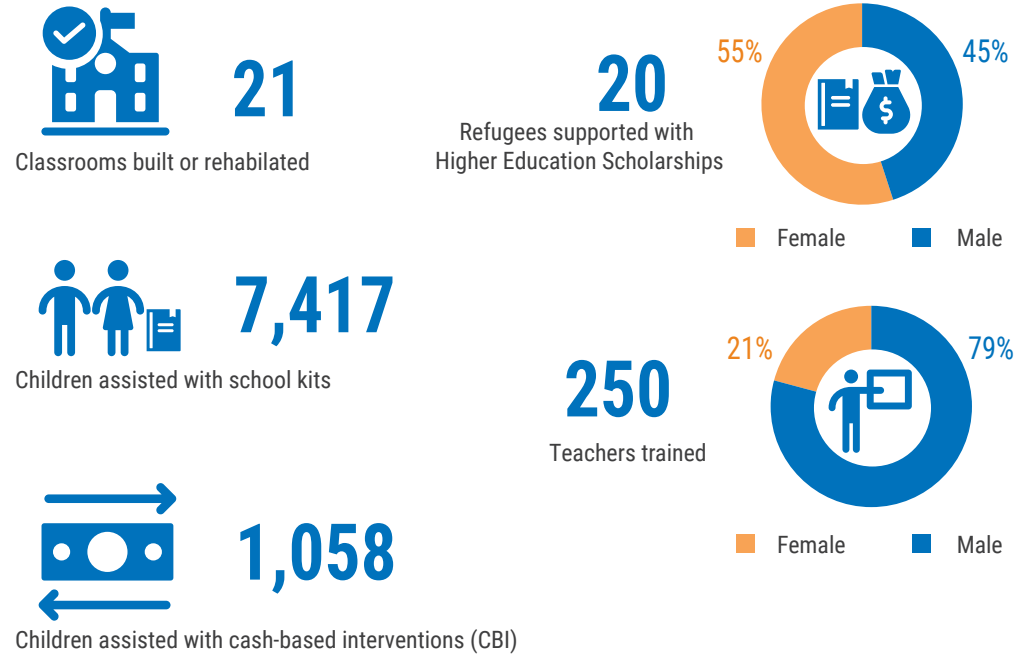
Children/youth reached by level



Children/youth reached by status



**KEY ACHIEVEMENTS**



**KEY HIGHLIGHTS**

- 970 children of concern have been integrated into the formal primary system through the accelerated education centers (SSA/P) supported by UNHCR.
- The success rate of refugees in national exams was higher than the national rate (e.g. 58% vs 20% for the Diploma of Basic Studies).
- 20 refugee students benefited from a DAFI higher education scholarship.
- Significant gaps remain in supporting refugees' access to secondary and tertiary levels.