

OPERATIONAL CONTEXT

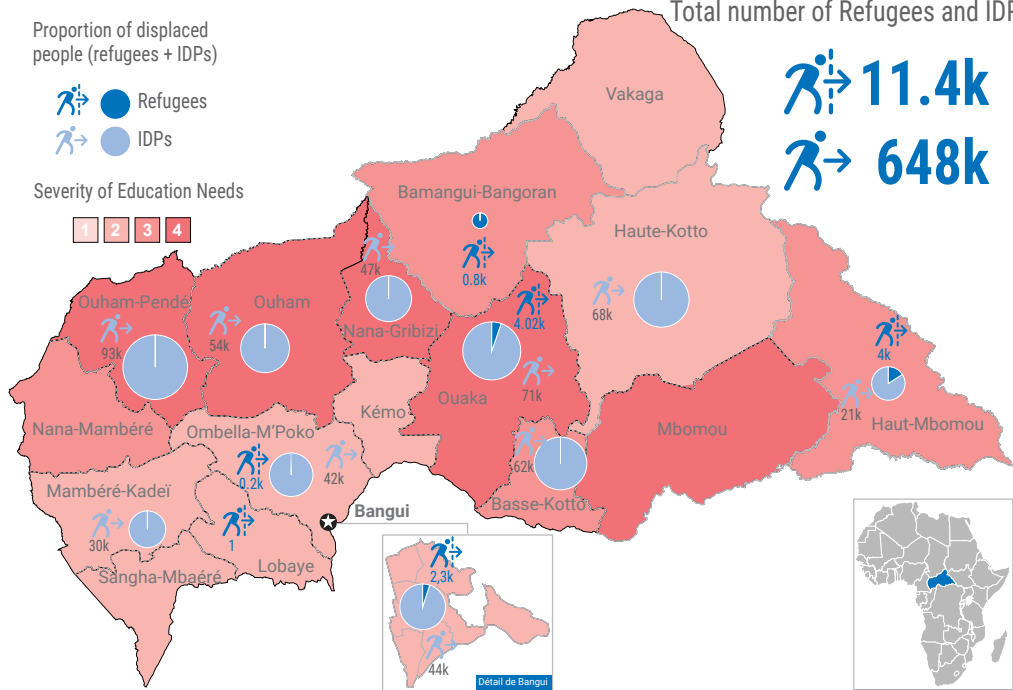

Proportion of displaced people (refugees + IDPs)



Severity of Education Needs

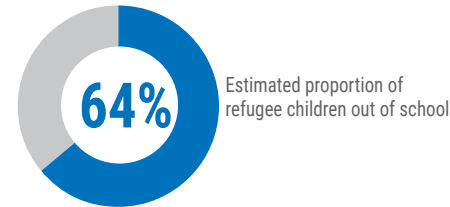


Total number of Refugees and IDPs

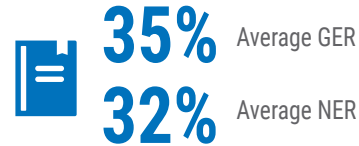


REFUGEE EDUCATION OVERVIEW

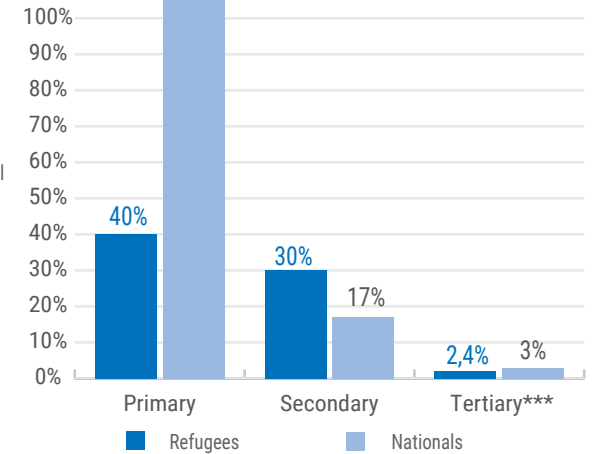
Out of school children



Average GER and NER: Primary + Secondary



Comparison of refugee enrolment rates by school level for refugees vs nationals*



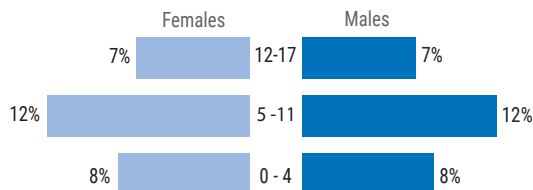
* Source: UNESCO, <http://uis.unesco.org/en/country/cf>, 2017.

** The GER can exceed 100% due to the inclusion of over-aged and under-aged pupils/students because of early or late entrants, and grade repetition. In this case, a rigorous interpretation of GER needs additional information to assess the extent of repetition, late entrants, etc.

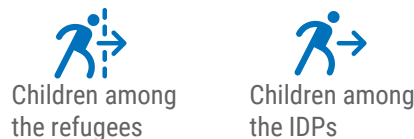
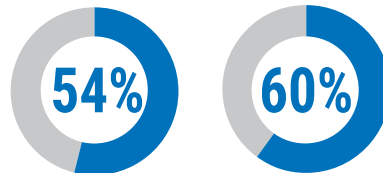
*** The estimated proportion of 18-24 youth enrolled in higher education or technical and vocational education and training (TVET).

KEY FIGURES

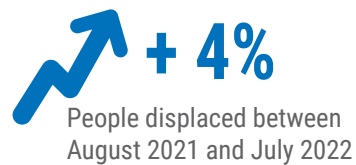
Age and Gender (Refugees)



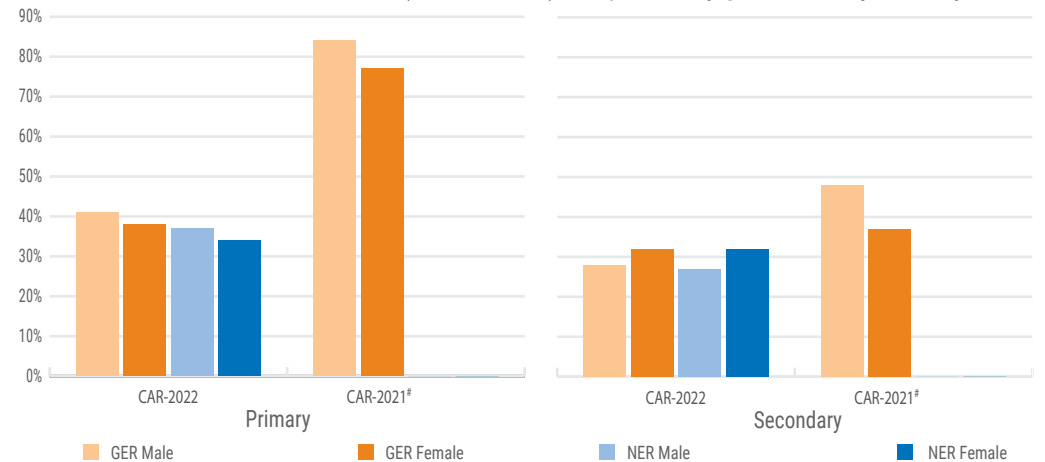
Estimated displaced children in the country*



* Source: DTM Report, OIM-UNHCR, www.dnds.ml, April 2022.



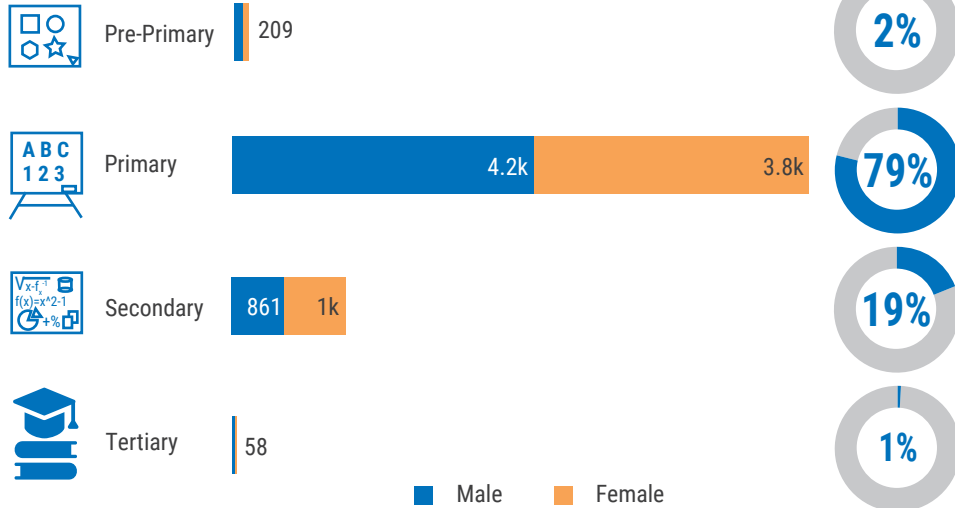
Gross and Net Enrolment Rates (GER and NER) comparison by gender and by school year



Sources: Displaced population data: UNHCR RBWCA Statistics of refugees as of July 2022, OIM DTM; Education data: RBWCA data consolidation as of August 2022, Assistance data: UNHCR and partners data consolidation. Data consolidation is based on data available from the different operations. Data may sometimes be partial and do not always consider the whole refugee population. Data reflects the best knowledge of UNHCR and its partners. *For the 2020-21 school year, data should be interpreted with caution as they are not representative of the entire school-age refugee population. Disclaimer: The boundaries and names shown, and the designations used on these maps do not imply official endorsement or acceptance by the United Nations.

UNHCR'S EDUCATION RESPONSE AND ASSISTANCE

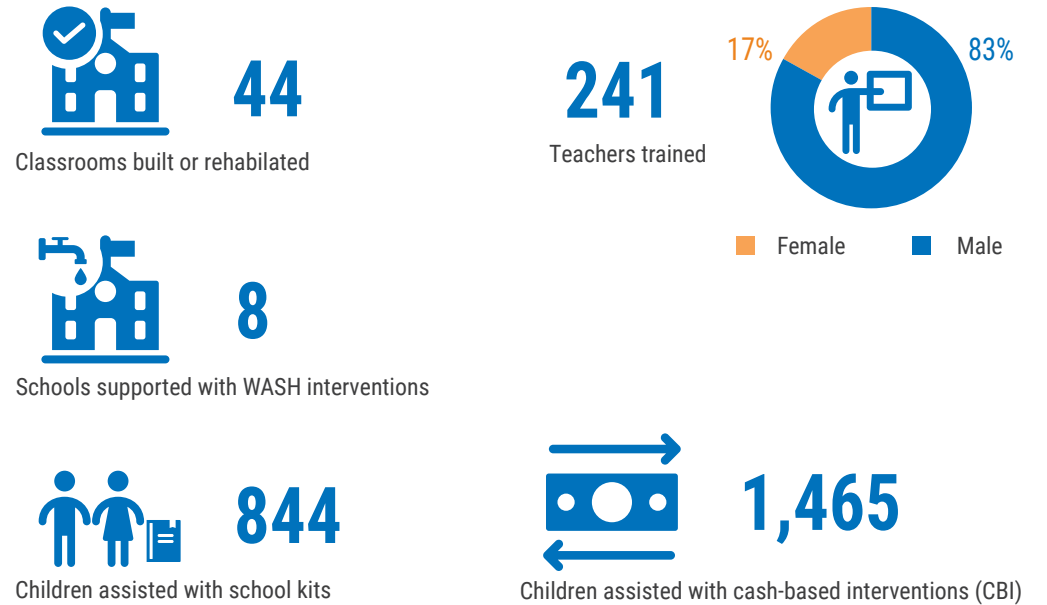
Children/youth reached by level



Children/youth reached by status



KEY ACHIEVEMENTS



KEY HIGHLIGHTS

- UNHCR provided cash assistance for education for 1,465 vulnerable refugee children, allowing for their return and/or retention in school.
- Success rate of refugee students in end-of-year examinations increased in 2022 compared to 2021.
- 2,361 children benefited from rehabilitated school buildings, classrooms, boreholes, new teaching materials and new sports equipment.
- There are still shortcomings in terms of school structures, teaching materials and availability of trained teachers in schools, in particular in the rural areas.