

KEY POPULATION STATISTICS

**148,484**

ETHIOPIAN REFUGEES AND ASYLUM-SEEKERS IN NEIGHBOURING COUNTRIES

BREAKDOWN:

**73,808\*\***

NOV 2020 TO AUG 2022

\*\*This figure includes 60,427 new arrivals and increases due to natural growth, registered/activated after Nov 2020 but arrived before Nov 2020.

**74,676**

PRE NOV 2020


BY AGE AND GENDER\*

**21%**  
BOYS  
< 18 YRS



**19%**  
GIRLS  
< 18 YRS

**32%**  
MEN  
18-59 YRS



**25%**  
WOMEN  
18-59 YRS

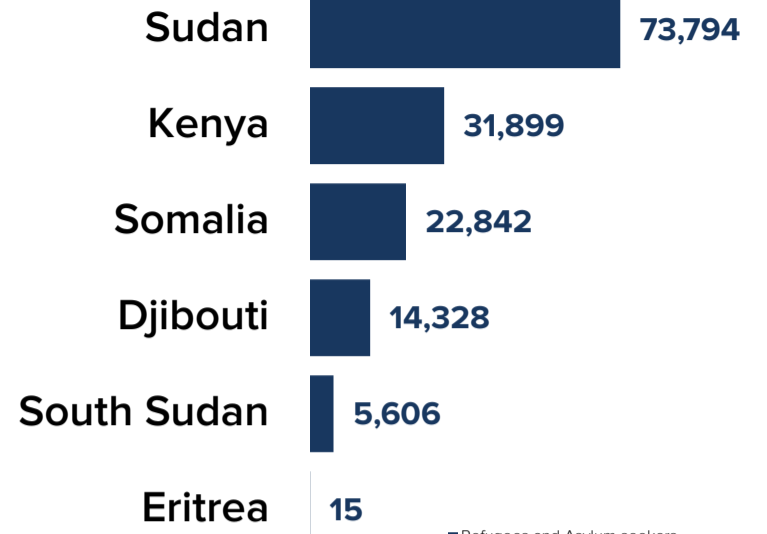
**2%**  
MEN  
60+ YRS



**1%**  
WOMEN  
60+ YRS

\*percentages from UNHCR's 2021 Annual Statistics Repo

BY COUNTRY OF ASYLUM



■ Refugees and Asylum-seekers

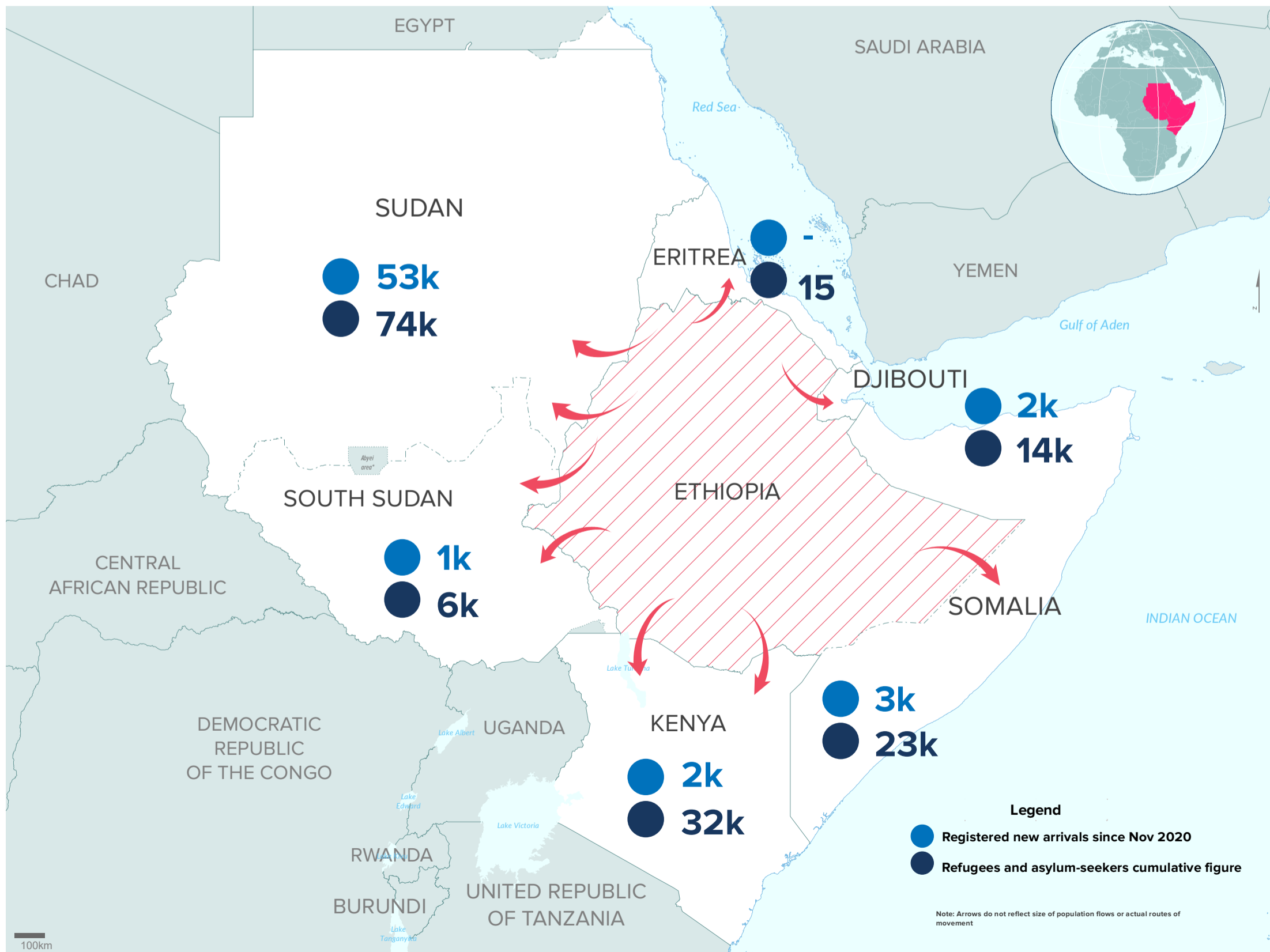
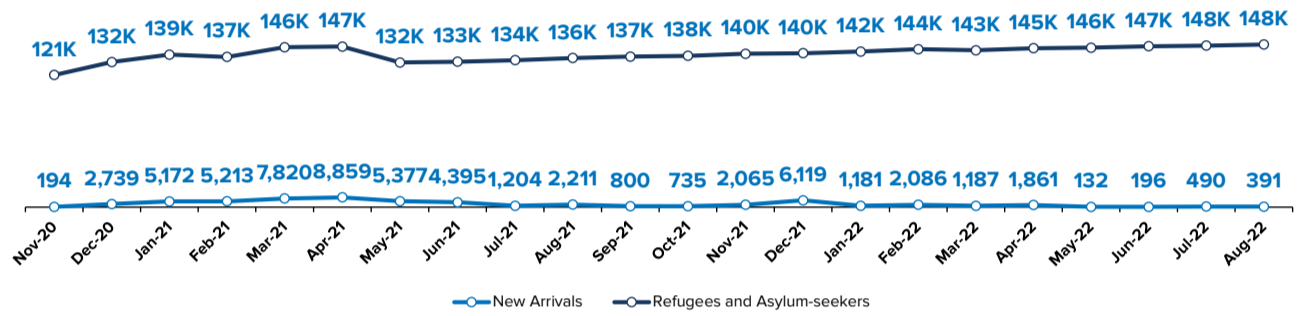
**4.57M**

INTERNALLY DISPLACED PERSONS IN ETHIOPIA

**874,239**

REFUGEES AND ASYLUM-SEEKERS HOSTED IN ETHIOPIA

ETHIOPIAN PoCs DISPLACEMENT TRENDS Nov. 20 to Aug. 22



The boundaries and names shown and the designations used on this map do not imply official endorsement or acceptance by the United Nations. Final boundaries between the Republic of Sudan and the Republic of South Sudan and Somalia and Ethiopia have not yet been determined. Final status of the Abyei area is not yet determined.  
 Creation date: 05 Oct 2022 Sources: Geographic data: UNCS. Population statistics: UNHCR Monthly Statistical Reports 31 August 2022 or latest available. Statistics should be considered provisional and subject to change.  
 Author: UNHCR Regional Bureau for East and Horn of Africa and Great Lakes Feedback: DIMAEHAGL@unhcr.org