Registered People of Concern Refugees and Asylum Seekers in Jordan - All

Updated date: 10/16/2022

Active Registered People Of Concern **762,877**

	628,933	82.4%
	133944	17.6%
	38,571	5.1%
	373,347	48.9%
	350,959	46.0%

Age and Gender

Gender	0-4	5-11	12-17	18-35	36-59	60+
Male	46,208	75,625	58,145	114,629	74,323	16,724
Female	44,643	71,373	54,965	108,081	76,314	21,847
Total	**90,851**	**146,998**	**113,110**	**222,710**	**150,637**	**38,571**
	11.9%	19.3%	14.8%	29.2%	19.7%	5.1%

Biometric Statistics

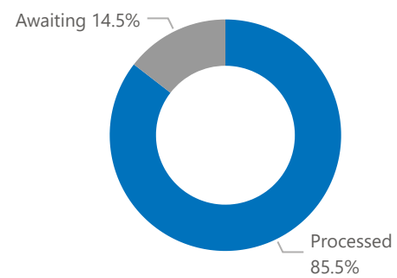

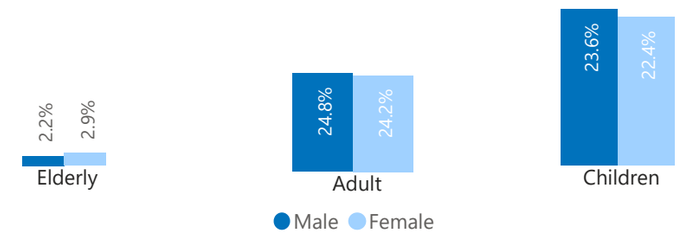

Origin Country

SOM	643	0.1%
other	1,352	0.2%
SUD	5,456	0.7%
YEM	12,915	1.7%
IRQ	65,724	8.6%
SYR	676,787	88.7%

Specific Needs

Serious medical condition	98,574	12.9%
Specific legal and physical protection needs	33,157	4.3%
Child at risk	30,902	4.1%
Single parent	17,205	2.3%
Woman at risk	13,947	1.8%
Older person at risk	7,403	1.0%
Unaccompanied or separated child	2,142	0.3%

** Specific need Disability is under validation*

** An individual can have more than one specific need*

Individuals with Specific Needs	173,483	22.7%

Year of Arrival

Pre 2011	24,802	4.2%
2011	23,409	3.9%
2012	147,004	24.6%
2013	244,626	41.0%
2014	74,466	12.5%
2015	24,194	4.1%
2016	33,239	5.6%
2017	10,218	1.7%
2018	9,676	1.6%
2019	2,699	0.5%
2020	2,178	0.4%
2021	545	0.1%
2022	165	0.0%

** The new arrivals excludes newborn babies who are represented under the registration trend.*

Registration Trend

Pre - 2011	142,896	10.3%
2011	10,988	0.8%
2012	134,856	9.7%
2013	675,321	48.6%
2014	145,770	10.5%
2015	55,247	4.0%
2016	67,720	4.9%
2017	41,334	3.0%
2018	38,811	2.8%
2019	23,924	1.7%
2020	13,828	1.0%
2021	24,381	1.8%
2022	14,536	1.0%

Registration Trend Quarterly

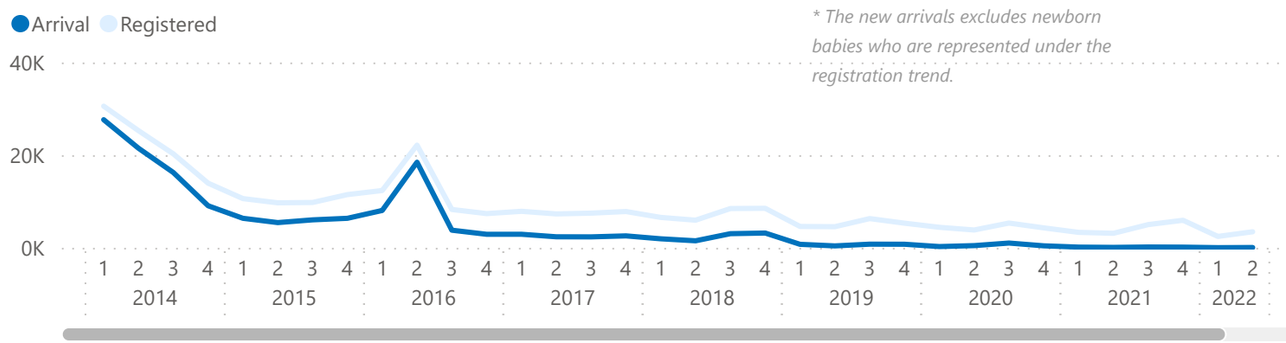

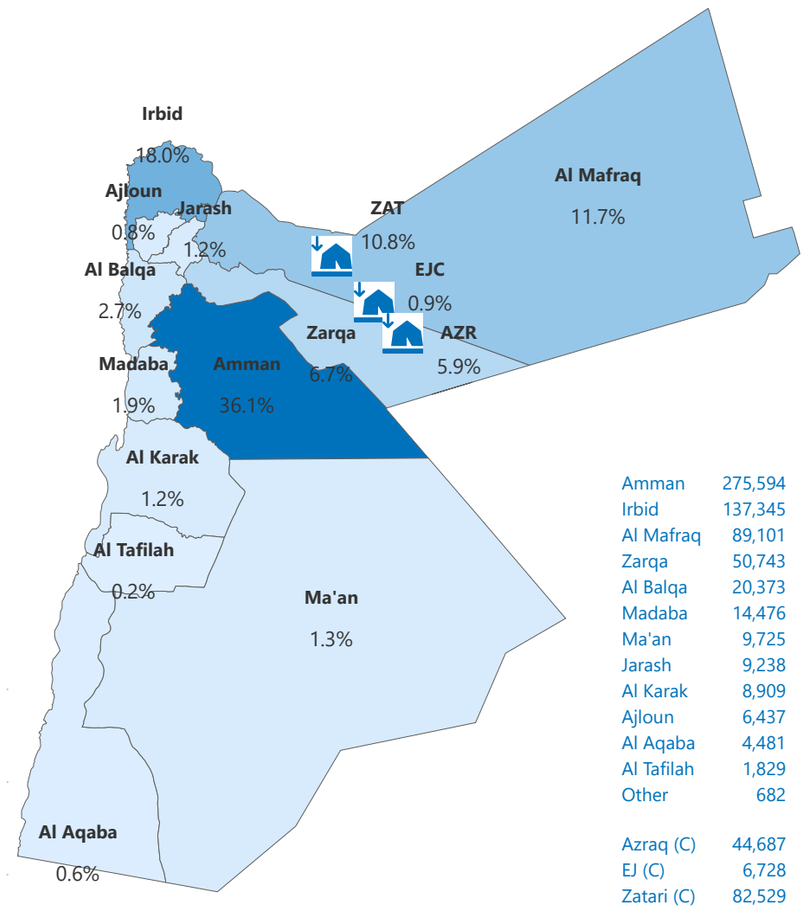

Amman	275,594
Irbid	137,345
Al Mafraq	89,101
Zarqa	50,743
Al Balqa	20,373
Madaba	14,476
Ma'an	9,725
Jarash	9,238
Al Karak	8,909
Ajloun	6,437
Al Aqaba	4,481
Al Tafilah	1,829
Other	682
Azraq (C)	44,687
EJ (C)	6,728
Zatari (C)	82,529

Prepared by Data Analysis Group | Jordan

Registered People of Concern Refugees and Asylum Seekers in Jordan - SYR

Updated date: 10/16/2022

Active Registered People Of Concern **676,787**

	542,845	80.2%
	133942	19.8%
	28,672	4.2%
	319,906	47.3%
	328,209	48.5%

Age and Gender

Gender	0-4	5-11	12-17	18-35	36-59	60+
Male	44,467	70,683	52,980	98,013	59,769	11,878
Female	43,032	66,756	50,291	96,536	65,588	16,794
Total	**87,499**	**137,439**	**103,271**	**194,549**	**125,357**	**28,672**
	12.9%	20.3%	15.3%	28.7%	18.5%	4.2%

Biometric Statistics

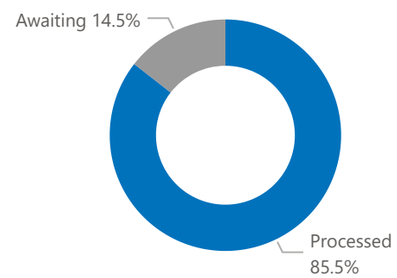



Origin Country

SYR	676,787	100.0%

Specific Needs

Serious medical condition	83,293	12.3%
Specific legal and physical protection needs	29,699	4.4%
Child at risk	28,758	4.2%
Single parent	15,737	2.3%
Woman at risk	11,340	1.7%
Older person at risk	6,279	0.9%
Unaccompanied or separated child	2,030	0.3%

** Specific need Disability is under validation*

** An individual can have more than one specific need*

Individuals with Specific Needs	151,771	22.4%

Year of Arrival

Pre 2011	10,078	1.9%
2011	20,670	4.0%
2012	143,642	27.7%
2013	238,112	46.0%
2014	57,294	11.1%
2015	13,539	2.6%
2016	23,886	4.6%
2017	2,995	0.6%
2018	2,615	0.5%
2019	2,465	0.5%
2020	2,068	0.4%
2021	516	0.1%
2022	163	0.0%

** The new arrivals excludes newborn babies who are represented under the registration trend.*

Registration Trend

Pre - 2011	1,425	0.1%
2011	2,361	0.2%
2012	130,054	11.3%
2013	667,377	58.2%
2014	121,356	10.6%
2015	41,015	3.6%
2016	53,604	4.7%
2017	28,673	2.5%
2018	27,528	2.4%
2019	22,285	1.9%
2020	13,271	1.2%
2021	23,136	2.0%
2022	13,829	1.2%

Registration Trend Quarterly

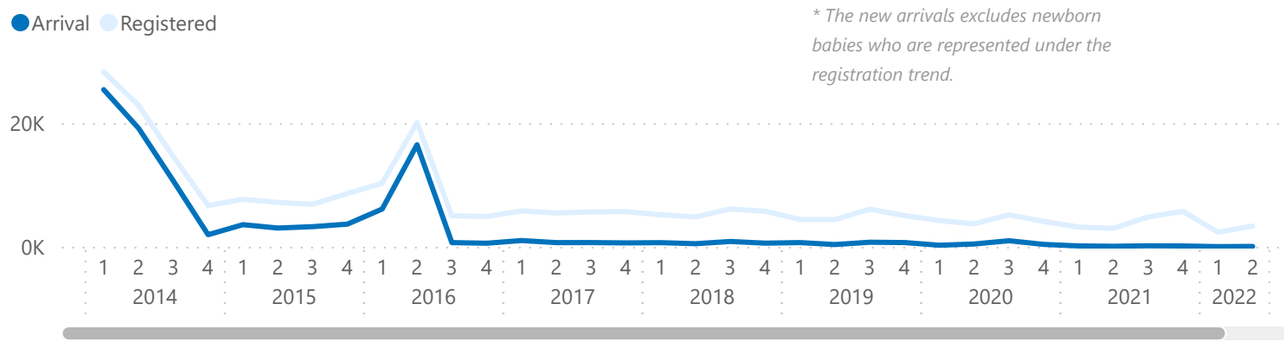

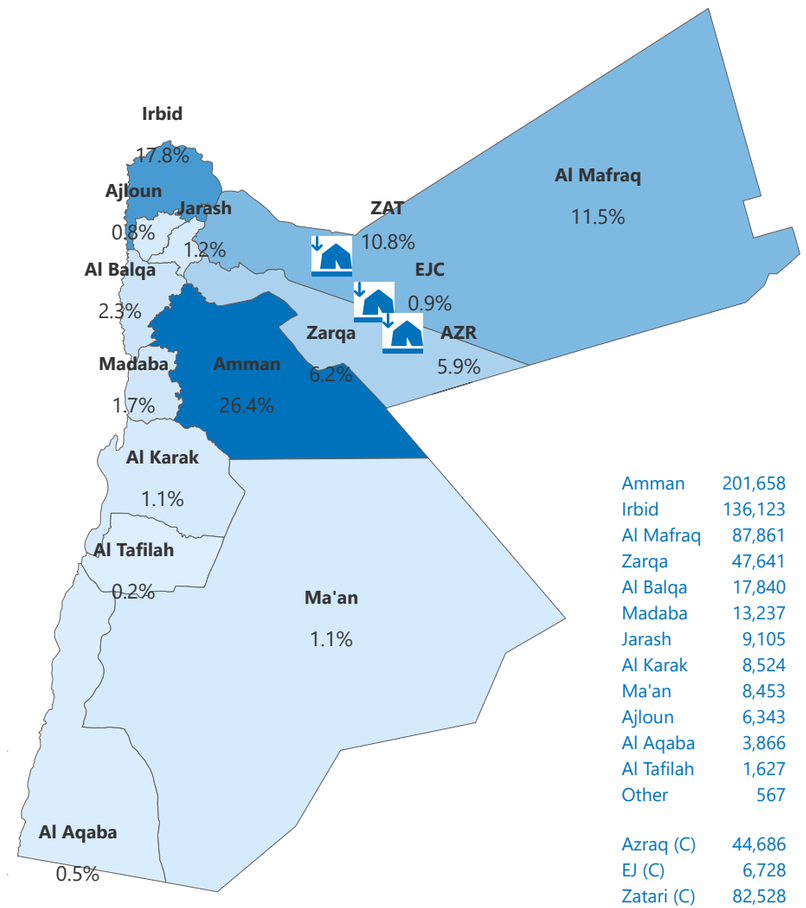

Amman	201,658
Irbid	136,123
Al Mafraq	87,861
Zarqa	47,641
Al Balqa	17,840
Madaba	13,237
Jarash	9,105
Al Karak	8,524
Ma'an	8,453
Ajloun	6,343
Al Aqaba	3,866
Al Tafilah	1,627
Other	567
Azraq (C)	44,686
EJ (C)	6,728
Zatari (C)	82,528

Prepared by Data Analysis Group | Jordan

Registered People of Concern Refugees and Asylum Seekers in Jordan - IRQ

UNHCR The UN Refugee Agency

Updated date: 10/16/2022

Active Registered People Of Concern **65,724**

65,723	100.0%	
1	0.0%	
8,841	13.5%	
39,613	60.3%	
17,270	26.3%	

Age and Gender

Gender	0-4	5-11	12-17	18-35	36-59	60+
Male	603	3,974	4,474	10,720	10,102	4,061
Female	543	3,652	4,024	9,429	9,362	4,780
Total	**1,146**	**7,626**	**8,498**	**20,149**	**19,464**	**8,841**
	1.7%	11.6%	12.9%	30.7%	29.6%	13.5%

Biometric Statistics

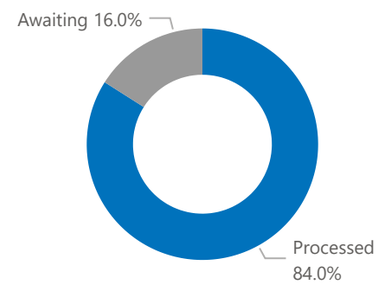

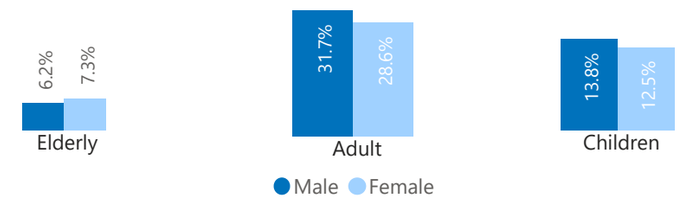

Origin Country

IRQ	65,724	100.0%

Specific Needs

Serious medical condition	11,400	17.3%
Specific legal and physical protection needs	2,111	3.2%
Woman at risk	2,060	3.1%
Child at risk	1,859	2.8%
Single parent	1,172	1.8%
Older person at risk	1,003	1.5%
Unaccompanied or separated child	78	0.1%

** Specific need Disability is under validation*

** An individual can have more than one specific need*

Individuals with Specific Needs	16,141	24.6%

Year of Arrival

Pre 2011	13,261	21.5%
2011	2,248	3.6%
2012	2,480	4.0%
2013	4,516	7.3%
2014	15,545	25.2%
2015	7,488	12.1%
2016	8,082	13.1%
2017	5,419	8.8%
2018	2,441	4.0%
2019	89	0.1%
2020	57	0.1%
2021	9	0.0%
2022	2	0.0%

** The new arrivals excludes newborn babies who are represented under the registration trend.*

Registration Trend

Pre - 2011	133,238	65.3%
2011	7,770	3.8%
2012	4,088	2.0%
2013	5,396	2.6%
2014	21,535	10.6%
2015	9,869	4.8%
2016	10,560	5.2%
2017	7,070	3.5%
2018	3,220	1.6%
2019	431	0.2%
2020	127	0.1%
2021	425	0.2%
2022	171	0.1%

Registration Trend Quarterly

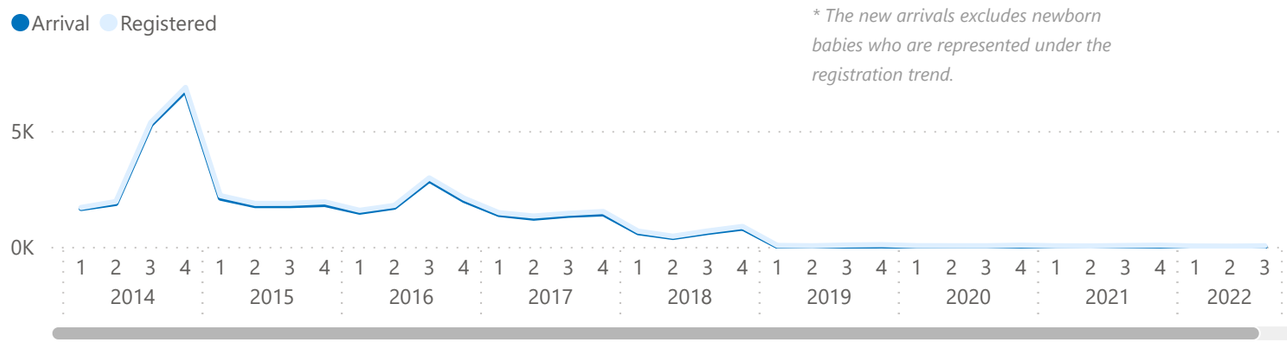

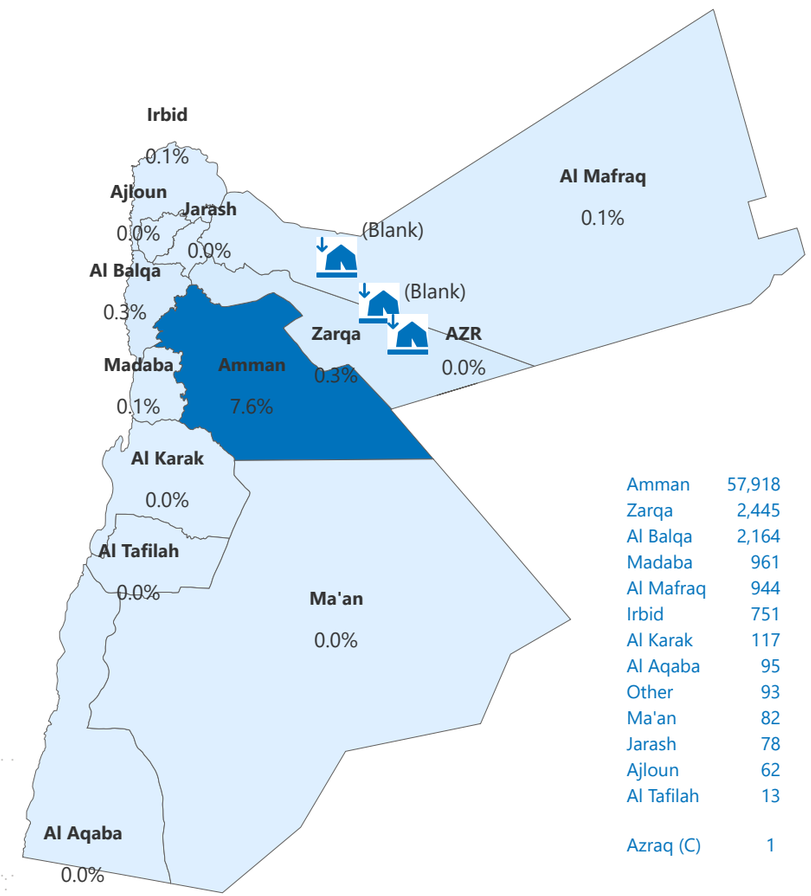

Amman	57,918
Zarqa	2,445
Al Balqa	2,164
Madaba	961
Al Mafraq	944
Irbid	751
Al Karak	117
Al Aqaba	95
Other	93
Ma'an	82
Jarash	78
Ajloun	62
Al Tafilah	13
Azraq (C)	1

Prepared by Data Analysis Group | Jordan

Registered People of Concern Refugees and Asylum Seekers in Jordan - Other

Updated date: 10/16/2022

Active Registered People Of Concern **20,366**

	20,365	100.0%
	1	0.0%
	1,058	5.2%
	13,828	67.9%
	5,480	26.9%

Age and Gender

Gender	0-4	5-11	12-17	18-35	36-59	60+
Female	1,068	965	650	2,116	1,364	273
Male	1,138	968	691	5,896	4,452	785
Total	**2,206**	**1,933**	**1,341**	**8,012**	**5,816**	**1,058**
	10.8%	9.5%	6.6%	39.3%	28.6%	5.2%

Biometric Statistics

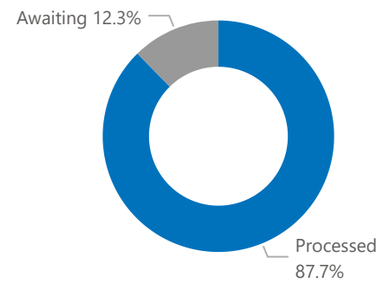

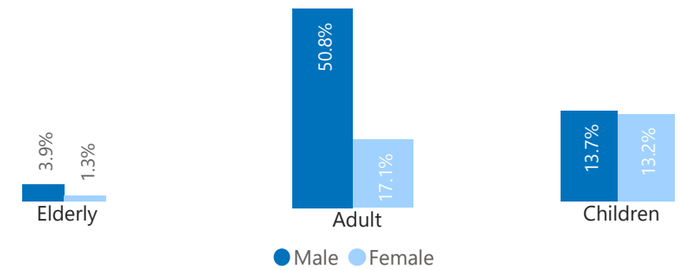

Origin Country

SOM	643	3.2%
other	1,352	6.6%
SUD	5,456	26.8%
YEM	12,915	63.4%

Specific Needs

Serious medical condition	3,881	19.1%
Specific legal and physical protection needs	1,347	6.6%
Woman at risk	547	2.7%
Single parent	296	1.5%
Child at risk	285	1.4%
Older person at risk	121	0.6%
Unaccompanied or separated child	34	0.2%

** Specific need Disability is under validation*

** An individual can have more than one specific need*

Individuals with Specific Needs	5,571	27.4%

Year of Arrival

Pre 2011	1,463	8.3%
2011	491	2.8%
2012	882	5.0%
2013	1,998	11.4%
2014	1,627	9.3%
2015	3,167	18.1%
2016	1,271	7.2%
2017	1,804	10.3%
2018	4,620	26.3%
2019	145	0.8%
2020	53	0.3%
2021	20	0.1%
2022	0	0.0%

** The new arrivals excludes newborn babies who are represented under the registration trend.*

Registration Trend

Pre - 2011	8,233	20.7%
2011	857	2.2%
2012	714	1.8%
2013	2,548	6.4%
2014	2,879	7.2%
2015	4,363	11.0%
2016	3,556	8.9%
2017	5,591	14.0%
2018	8,063	20.3%
2019	1,208	3.0%
2020	430	1.1%
2021	820	2.1%
2022	536	1.3%

Registration Trend Quarterly

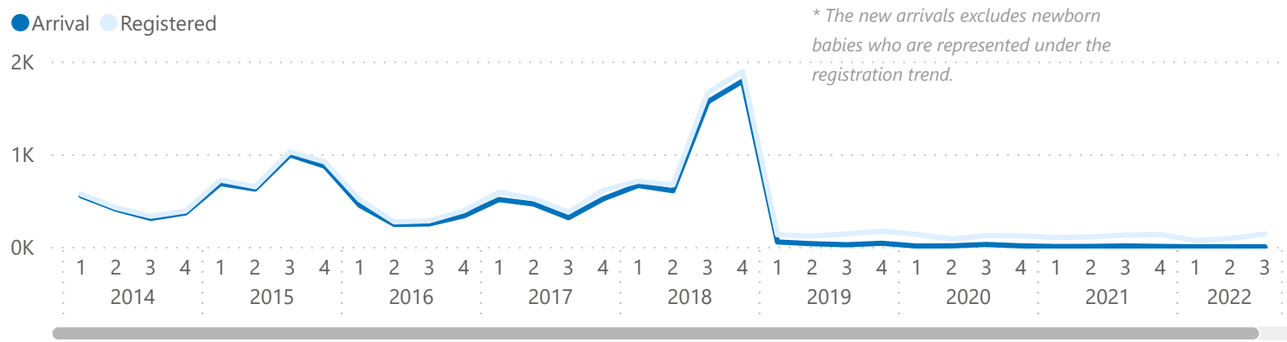

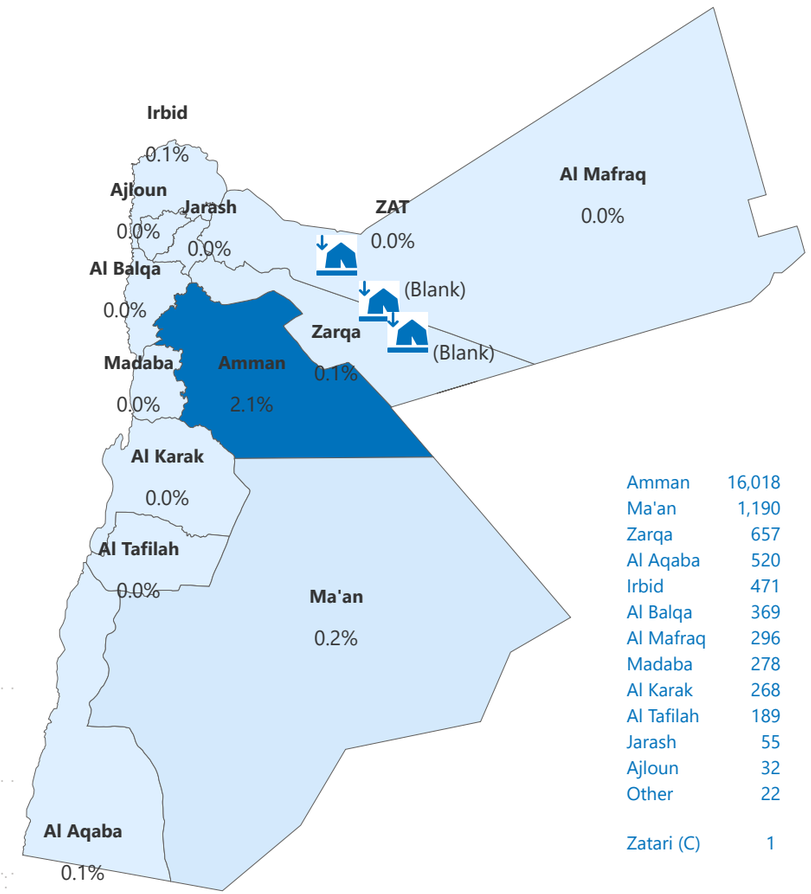

Amman	16,018
Ma'an	1,190
Zarqa	657
Al Aqaba	520
Irbid	471
Al Balqa	369
Al Mafraq	296
Madaba	278
Al Karak	268
Al Tafilah	189
Jarash	55
Ajloun	32
Other	22
Zatari (C)	1

Prepared by Data Analysis Group | Jordan