



Tanzania Refugee Population Update

as of 30 September 2022



The UN Refugee Agency

Key Figures



247,442*
Population of Concern



83.6%
206,624
Living in camps



7.7%
18,950
Living in settlements



8.7%
21,507
Living in villages



0.1%
211
Living in urban area

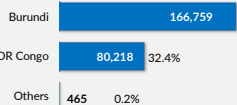


88%
218,910
Refugees

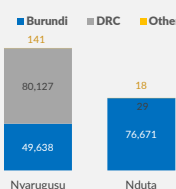


12%
28,532
Asylum-seekers

Country of origin



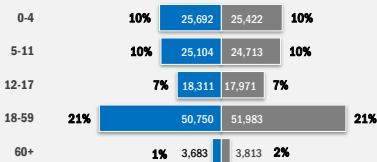
Camp-based population by country of origin



Age and Gender

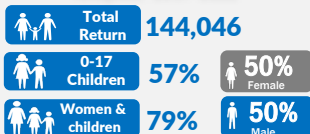


Age (Years)



Durable Solutions

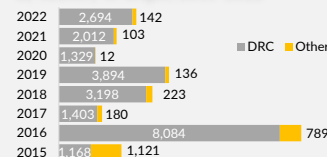
Voluntary return of Burundian refugees, 2017-2022



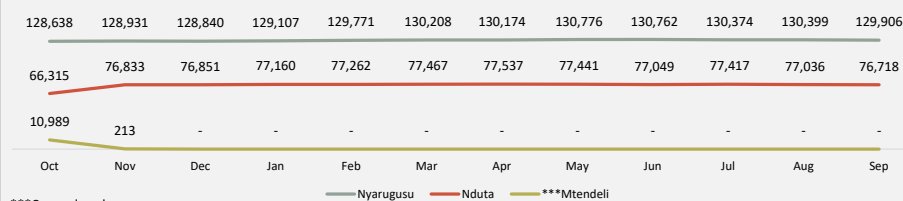
Local integration

162,000
former Burundian refugees (1972) granted citizenship by the Government of Tanzania.

Resettlement departures by country of origin, 2015-2022

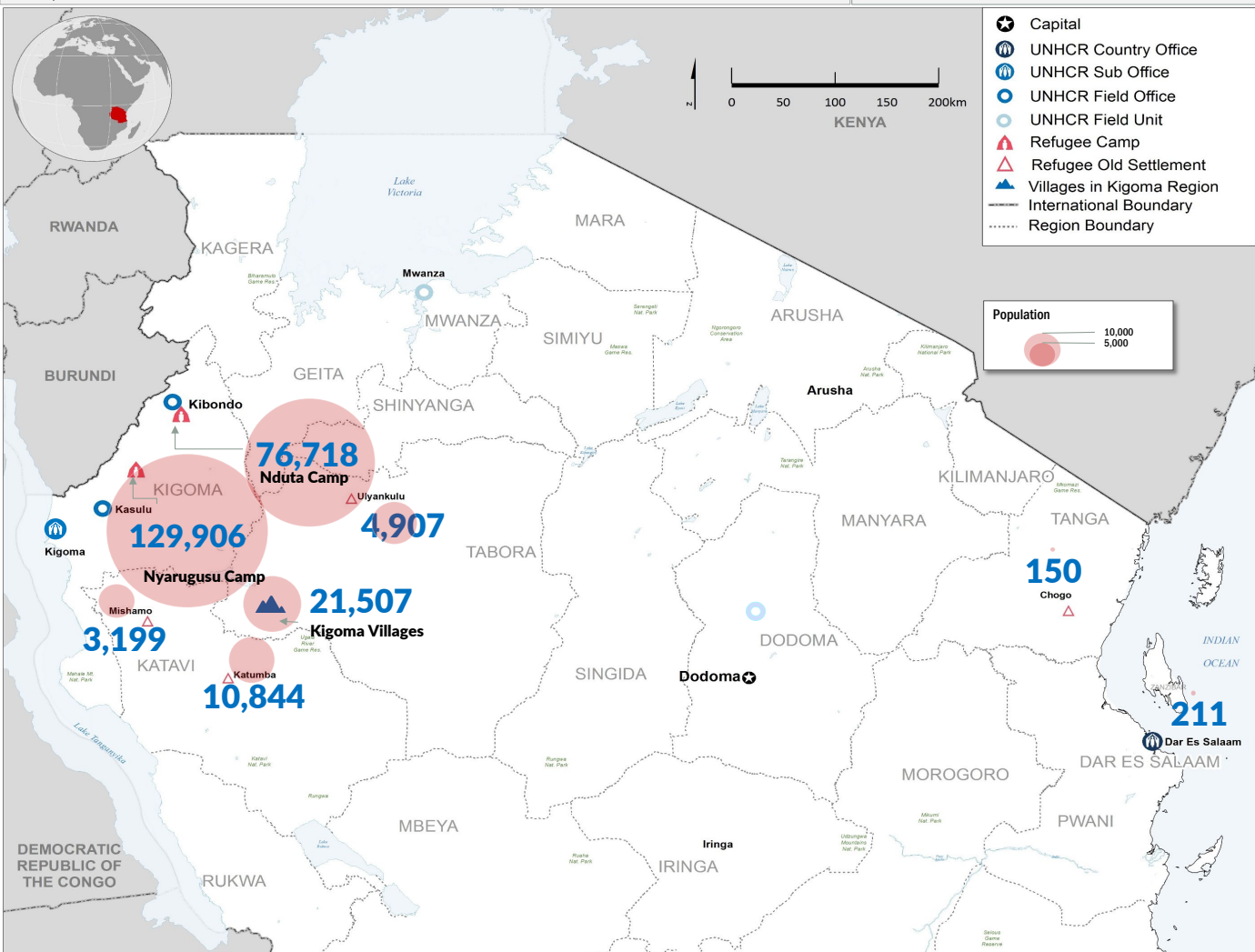
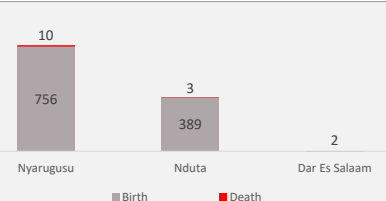


Camp population trend: Oct 2021 to Sept 2022



***Camp closed

Births vs Deaths



The boundaries and names shown and the designations used on this map do not imply official endorsement or acceptance by the United Nations. Sources: Boundaries: UNCS; Background: USGS; Data: Government of Tanzania, UNHCR.

For more information, please contact: MALLYA@unhcr.org or visit: <https://data2.unhcr.org/en/situations/burundi/location>