



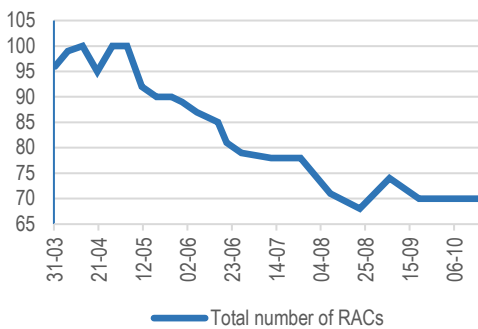
Moldova: Refugee Accommodation Centre (RAC)
Weekly Needs Monitoring

Update as of 17.10.2022

Background & Methodology

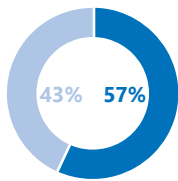
- Key informant interviews were conducted with purposefully accepted RAC focal points who reported on the situation in 67 centres (out of 69 active on October 17th)
- Data collection took place on October 3rd & 17th through phone interviews
- Findings should be considered indicative

Weekly RAC numbers



Reported RAC capacity

4991 total available places



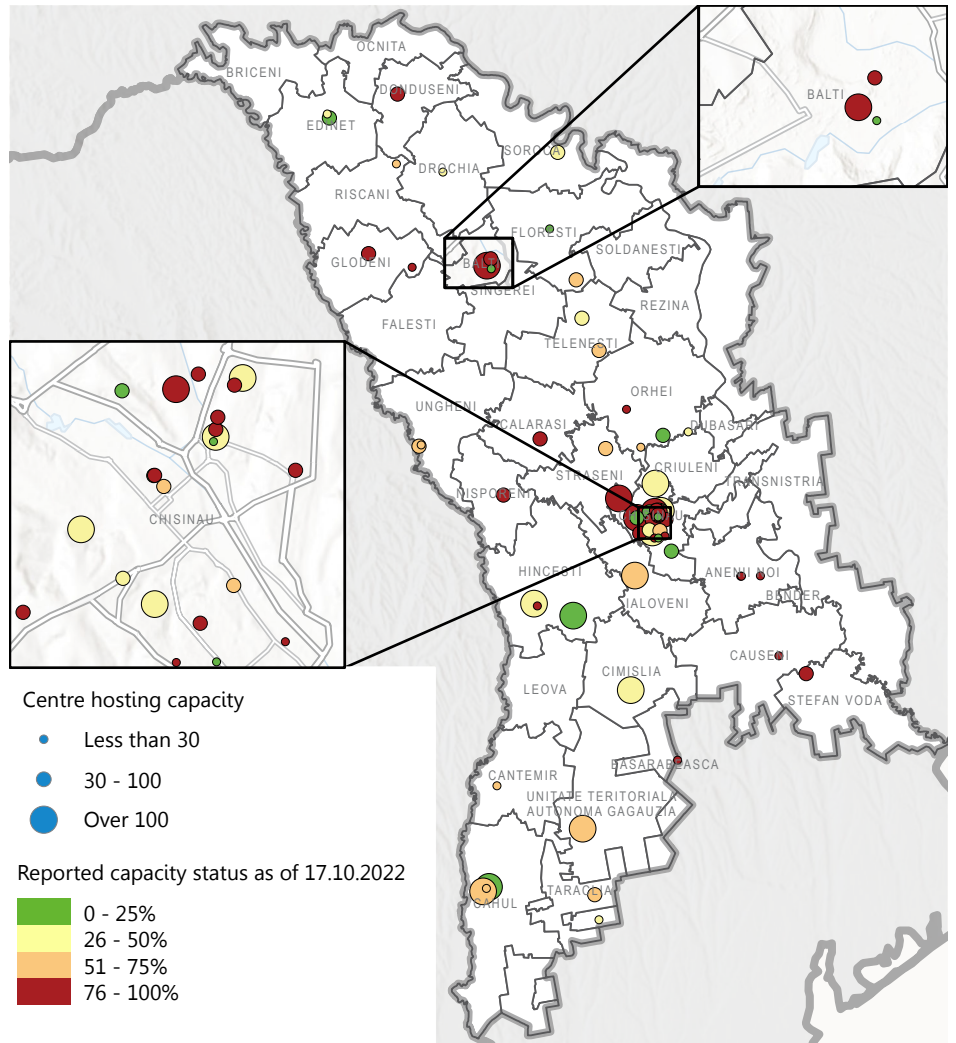
2838 Occupied places

2153 Free places

% of assessed RACs with the following vulnerable groups present

Persons with disabilities	48%
Persons with serious medical conditions	13%
Pregnant and lactating women	4%

Locations of RACs



Centre hosting capacity

- Less than 30
- 30 - 100
- Over 100

Reported capacity status as of 17.10.2022

- 0 - 25%
- 26 - 50%
- 51 - 75%
- 76 - 100%

Source: ANAS, Registry of Refugee Accommodation Centres, 17.10.2022

Top three RAC needs as of 17.10.22

Cleaning items	34%
Hygiene items	31%
Clothing items	30%

% of RACs by hosting capacity (out of 67 RACs)

20-50 people	54%
51-100 people	24%
More than 100 people	22%

Key information

Proportion of residents by gender

Female	62%
Male	38%

Proportion of residents by age

Infants 0-2 years old	4%
Children 2-18 years old	34%
Older persons (65+)	10%
People 19-65 years old	52%

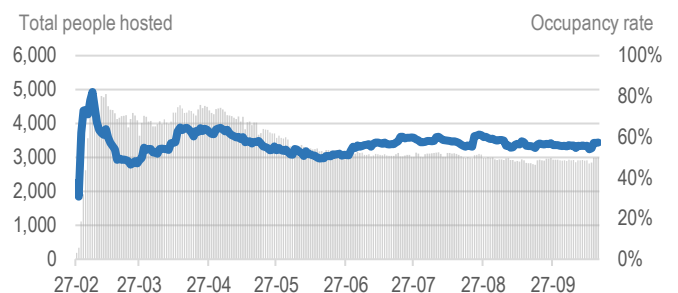
Proportion of residents by nationality

Ukrainians	85%
Other	15%

Round-specific findings

- In the last month, 1 new RAC opened and another re-opened. The total number of residents increased by 57.
- Requests for items increased in categories such as clothing, cleaning and hygiene. In preparation for winter, clothing needs increased by over 400% over a month.

People hosted in RACs since receiving approval to open

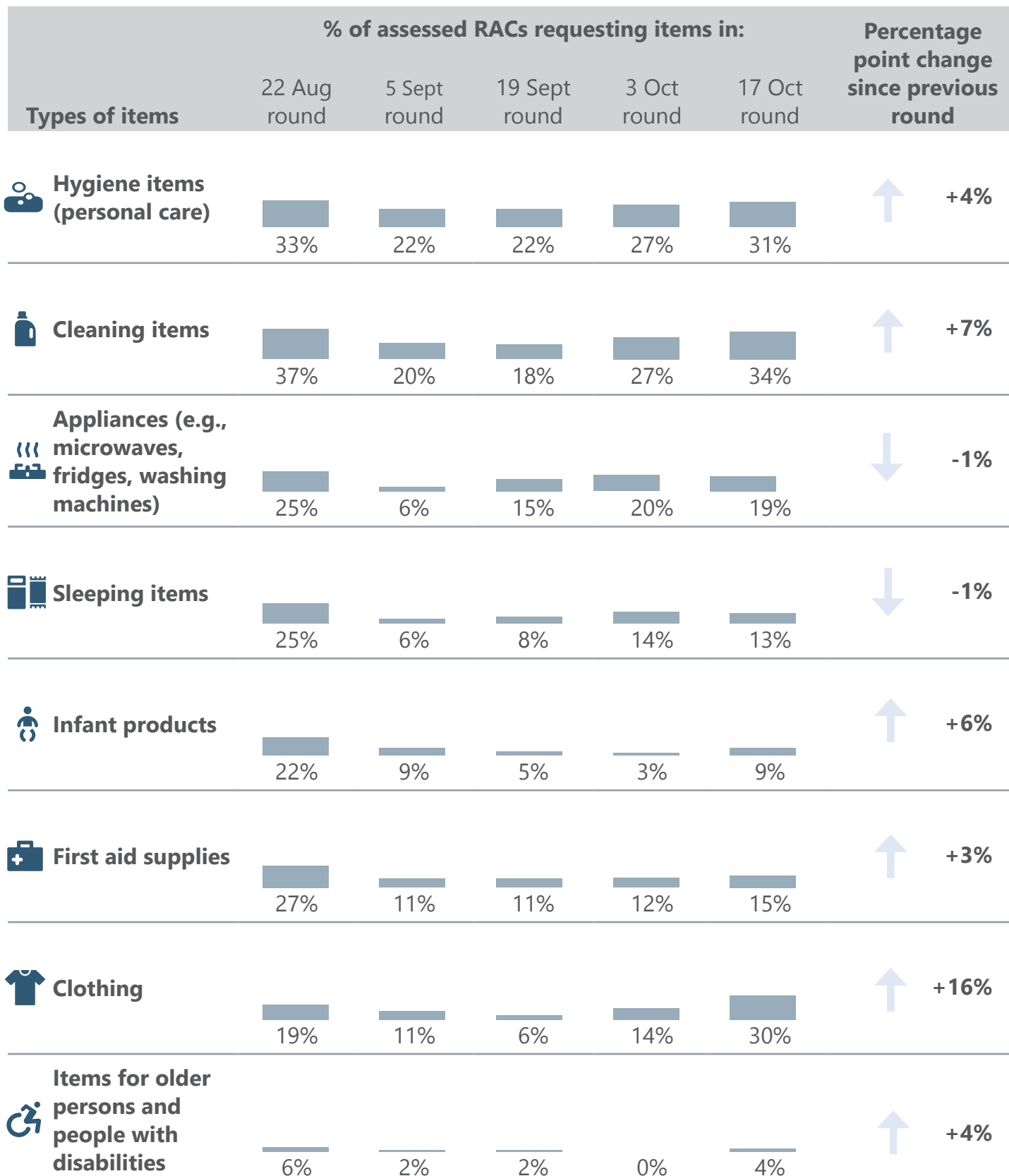


— Total people hosted (left axis) — Occupancy rate (right axis)

Source: ANAS, Registry of Refugee Accommodation Centres, 17.10.2022

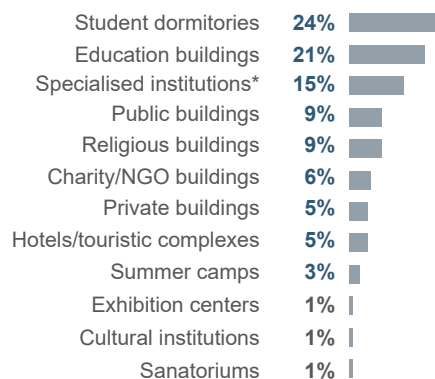
Most Requested Items from RACs

Below is an overview of items most frequently requested by RACs during structured phone interviews with KIs. It should be noted that in view of the high rotation of refugees going in and out of RACs, the requested items are based on ongoing requirements for normal RAC functioning. **These requests do not necessarily mean RACs do not currently have the requested items. Rather, these requests may be based on forward-looking considerations about maintaining steady supplies. Hot meals have been distributed by the government, UN agencies, NGOs and local organisations, and no major shortages of essential food items have been reported.**



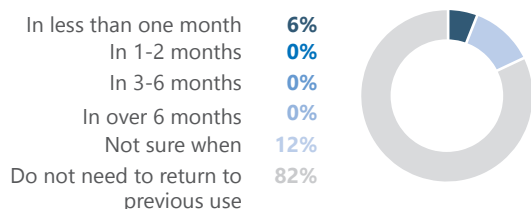
Building Information

% of assessed RACs by type of building



*Specialised institutions include facilities normally used to provide services for people with disabilities or mental health issues

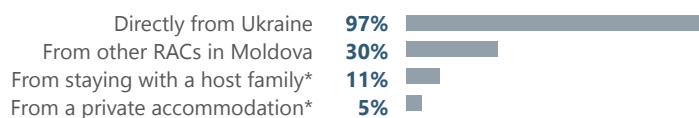
18% of assessed RACs reportedly need to return to their previous usage, in the following timeframe:



503 Number of people involved in RAC activities at the assessed RACs (employed staff, volunteers, etc.)
8 Per centre on average

Origins and intentions

Most frequent places of origin of people arriving at the RACs as reported by KIs ¹



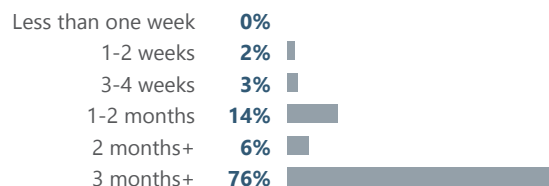
* An estimated total of 55 people (2%)

Most frequent destination of people leaving the RACs as reported by KIs ¹



¹ Multiple responses permitted. The sum might exceed 100%.

Average stay in the RACs



District-Level Information

District	#RACs	Capacity	# People hosted	Spaces available	Capacity level
Anenii Noi	3	90	79	11	88%
Balti	3	246	208	38	85%
Basarabeasca	1	30	27	3	90%
Cahul*	2	174	39	135	22%
Calarasi	1	70	59	11	84%
Cantemir	0	0	0	0	0%
Causeni	1	20	19	1	95%
Chisinau*	24	2153	1222	931	57%
Cimisia	1	120	54	66	45%
Comrat	2	190	95	95	50%
Criuleni	1	220	74	146	34%
Donduseni	1	70	74	-4	106%
Drochia	1	20	9	11	45%
Dubasari	0	0	0	0	0%
Edinet	2	62	19	43	31%
Falesti	0	0	0	0	0%
Floresti	2	68	31	37	46%
Glodeni	2	122	123	-1	101%
Hincesti	3	320	93	227	29%
Ialoveni	1	160	94	66	59%
Leova	0	0	0	0	0%
Nisporeni	1	100	78	22	78%
Ocnita	0	0	0	0	0%
Orhei	4	120	41	79	34%
Rezina	0	0	0	0	0%
Riscani	1	30	17	13	57%
Singerei	0	0	0	0	0%
Soldanesti	0	0	0	0	0%
Soroca	1	80	26	54	33%
Stefan Voda	1	81	68	13	84%
Straseni	2	200	146	54	73%
Taraclia	2	55	31	24	56%
Telenesti	2	90	41	49	46%
Ungheni	2	100	71	29	71%

Source: ANAS, Registry of Refugee Accommodation Centres, 17.10.2022

* This table includes only data based on Centres that have been interviewed in this round, therefore one RAC in Chisinau and one in Cahul are not included