

KEY POPULATION STATISTICS

146,764

ETHIOPIAN REFUGEES AND ASYLUM-SEEKERS IN NEIGHBOURING COUNTRIES

BREAKDOWN:

72,088**

NOV 2020 TO AUG 2022

**This figure includes 60,427 new arrivals and increases due to natural growth, registered/activated after Nov 2020 but arrived before Nov 2020.

74,676

PRE NOV 2020


BY AGE AND GENDER*

21%
BOYS
< 18 YRS



19%
GIRLS
< 18 YRS

32%
MEN
18-59 YRS



25%
WOMEN
18-59 YRS

2%
MEN
60+ YRS



1%
WOMEN
60+ YRS

*percentages from UNHCR's 2021 Annual Statistics Report

BY COUNTRY OF ASYLUM

Sudan **71,727**

Kenya **32,193**

Somalia **22,845**

Djibouti **14,343**

South Sudan **5,641**

Eritrea **15**

■ Refugees and Asylum-seekers

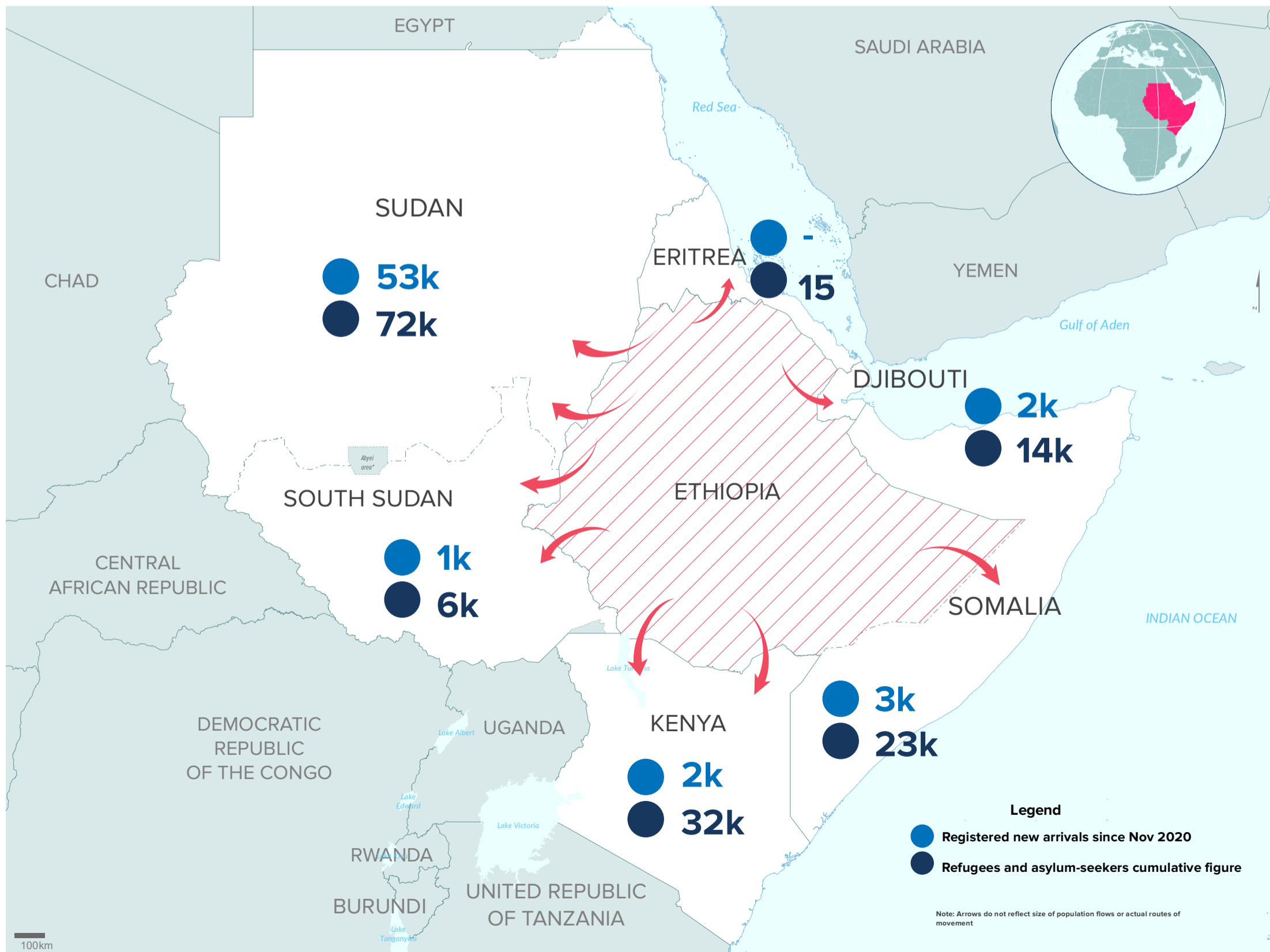
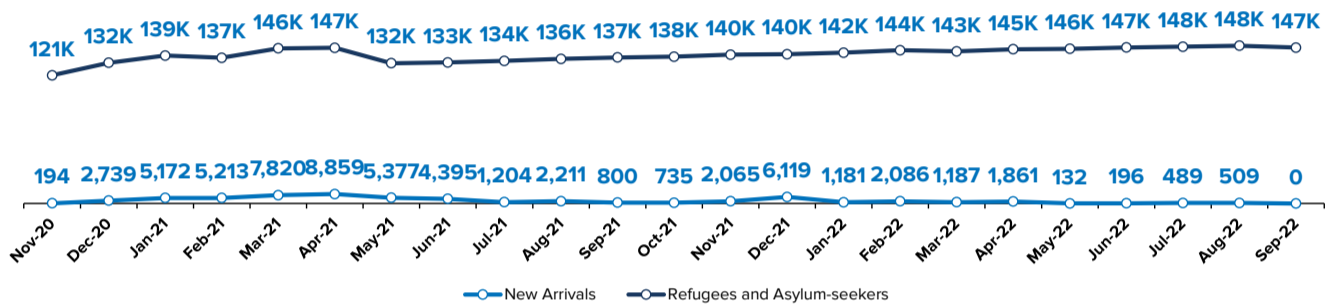
4.57M

INTERNALLY DISPLACED PERSONS IN ETHIOPIA

875,879

REFUGEES AND ASYLUM-SEEKERS HOSTED IN ETHIOPIA

ETHIOPIAN PoCs DISPLACEMENT TRENDS Nov. 20 to Sept. 22



The boundaries and names shown and the designations used on this map do not imply official endorsement or acceptance by the United Nations. Final boundaries between the Republic of Sudan and the Republic of South Sudan and Somalia and Ethiopia have not yet been determined. Final status of the Abyei area is not yet determined.

Creation date: 26 Oct 2022 Sources: Geographic data: UNCS. Population statistics: UNHCR Monthly Statistical Reports 30 September 2022 or latest available. Statistics should be considered provisional and subject to change.

Author: UNHCR Regional Bureau for East and Horn of Africa and Great Lakes Feedback: DIMAEHAGL@unhcr.org