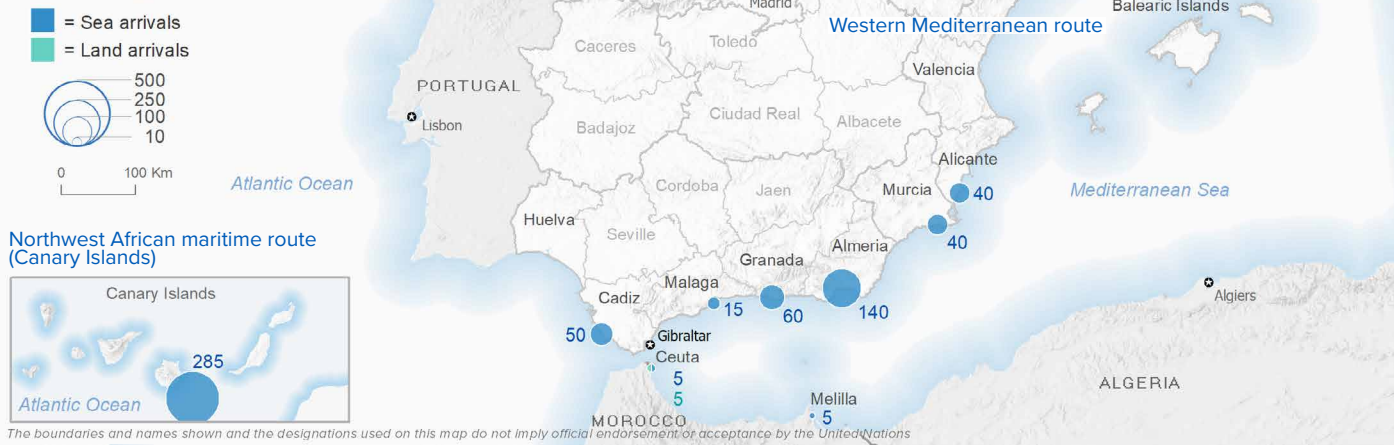


SPAIN Weekly snapshot - Week 44 (31 Oct - 6 Nov 2022)

The charts below are based on figures from the Ministry of Interior and UNHCR estimates. All figures are provisional and subject to change

Refugees & migrants: sea and land arrivals in week 44¹



The boundaries and names shown and the designations used on this map do not imply official endorsement or acceptance by the United Nations

Arrivals in Spain

28,899
 Arrivals as of 6 Nov 2022²
 -19%
 Dif. 2021

27,161
 Sea Arrivals²
 Dif. 2021: -21%

1,738
 Land Arrivals²
 Dif. 2021: +61%

648
 Arrivals Week 44¹
 Dif. last week: -25%
 Dif. 2021: -37%

Western Mediterranean

14,209
 Arrivals as of 6 Nov 2022²
 -21%
 Dif. 2021

12,471
 Sea Arrivals²
 Dif. 2021: -26%

1,738
 Land Arrivals²
 Dif. 2021: +61%

363
 Arrivals Week 44¹
 Dif. last week: -40%
 Dif. 2021: +68%

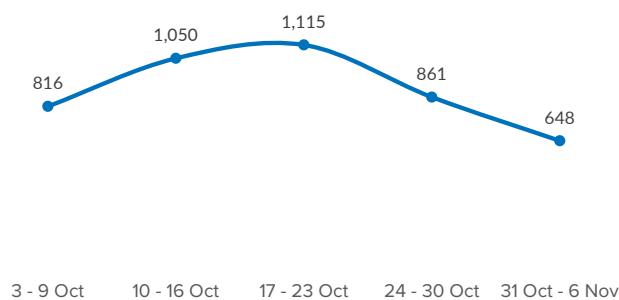
Northwest African maritime (Canary Islands)

14,690
 Arrivals as of 6 Nov 2022²
 -17%
 Dif. 2021

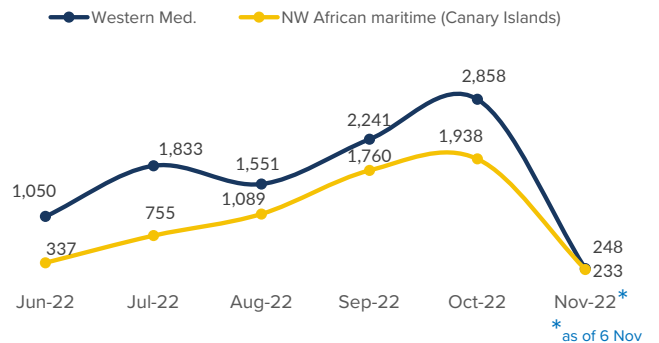
14,690
 Sea Arrivals²
 Dif. 2021: -17%

285
 Arrivals Week 44¹
 Dif. last week: +9%
 Dif. 2021: -65%

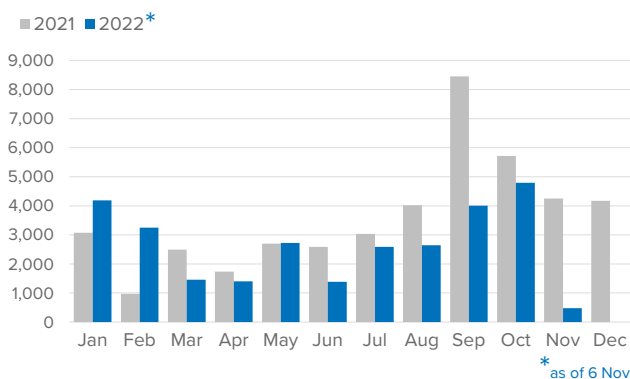
Arrivals in Spain during the last five weeks¹



Arrivals in Spain by route during the last six months²



Arrivals in Spain per month²



Arrivals in Spain per year²

