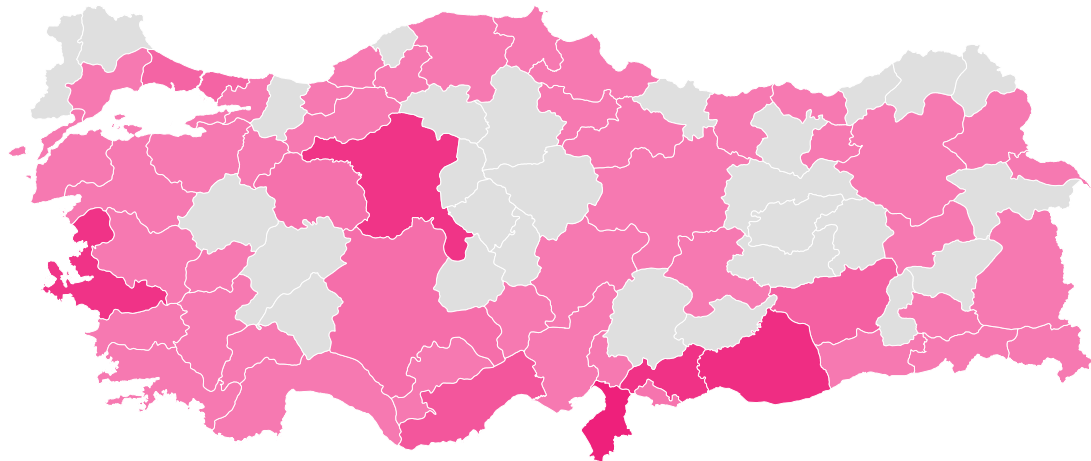


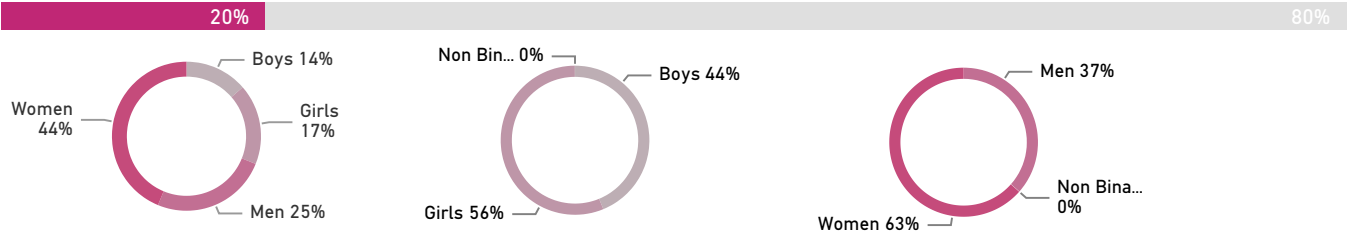


of beneficiaries reached in Turkey by Health Sector Partners



Boundaries shown on this map do not imply official endorsement by UN.

of consultations received by male and female refugees and impacted host community residents in primary health



Supporting Agencies

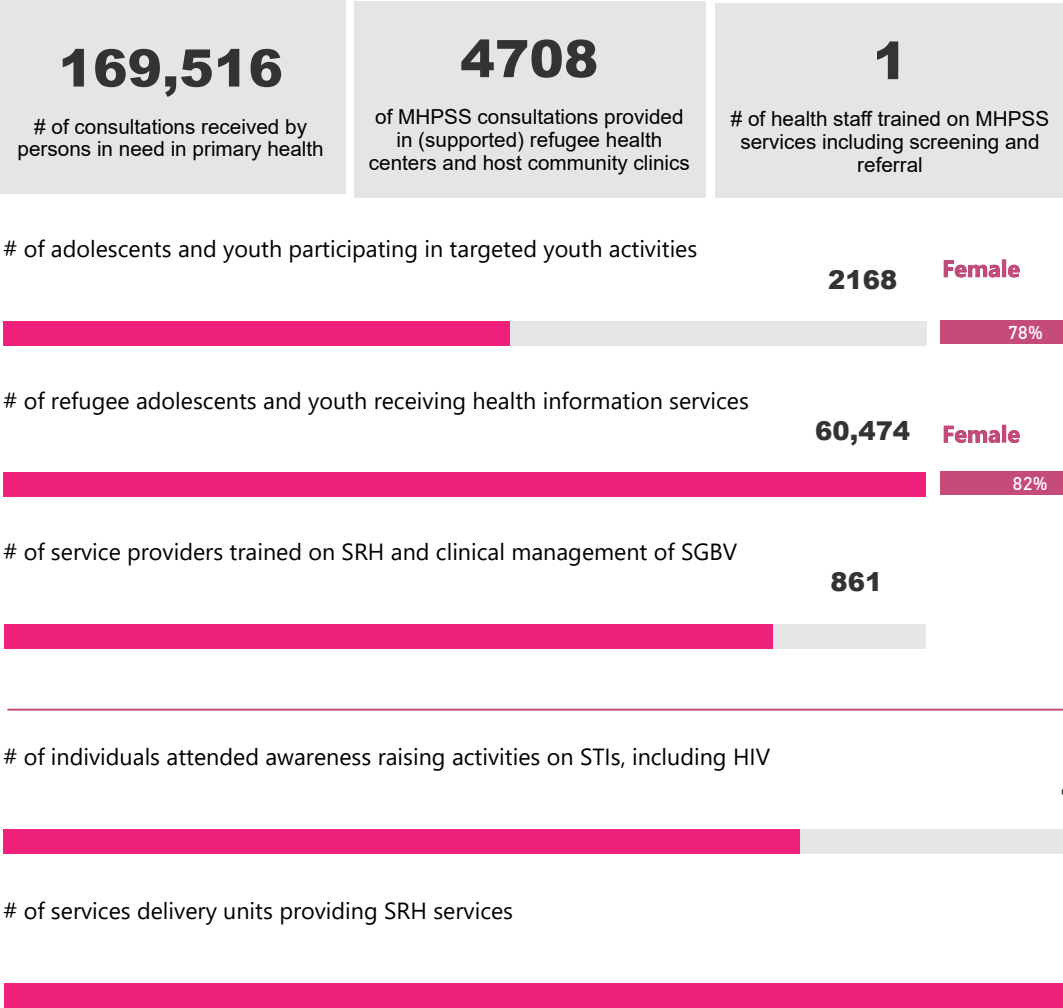
IOM	Relief Internatio...	SAMS	SEVKAR	UNFPA	WHO
-----	----------------------	------	--------	-------	-----

Reporting Agencies

ASAM	IOM	MSYD-A...	NSPPL	SAMS	SEVKAR	UNFPA	UOSSM ...	WHO	YYD
------	-----	-----------	-------	------	--------	-------	-----------	-----	-----

All figures shown here refer to health sector 3RP supported activities in Turkey. Sources: ActivityInfo Feedback: radyshg@who.int, IMTurkey@unhcr.org

Achievements



Click to next page to see all indicators →

Turkey Health Sector 3RP Achievements in 2022



List of all 3RP indicators and reported achievements during 2022. Click the upper left buttons for change of layout/view

Indicator	January	February	March	April	May	June	July	August	September	October	Total
1.1.1 # of consultations received by male and female refugees and impacted host community residents in primary health	51458	56448	61610								169516
1.1.1.B # of consultations received by boys in primary health	10707	11064	12310								34081
1.1.1.G # of consultations received by girls in primary health	10114	10578	11979								32671
1.1.1.M # of consultations received by men in primary health	10408	10330	11196								31934
1.1.1.W # of consultations received by women in primary health	20229	24476	26125								70830
1.1.2 # of persons provided with transportation to health facilities	10408	10330	11196								31934
1.1.2.M # of men provided with transportation to health facilities	10408	10330	11196								31934
1.1.3 # of IEC (information, education, communication) products on MCH and IYCF delivered	245	245									490
1.1.3.M # of IEC (information, education, communication) products on MCH and IYCF produced and delivered to men	83	83									166
1.1.3.W # of IEC (information, education, communication) products on MCH and IYCF produced and delivered to women	162	162									324
1.3.1 # of Syrian health care providers trained	48	3	18								69
1.3.1.F # of female Syrian health care providers trained	41	3	10								54
1.3.1.M # of male Syrian health care providers trained	7	0	8								15
1.3.2 # of Turkish health care providers trained			71								71
1.3.2.F # of female Turkish health care providers trained			35								35
1.3.2.M # of male Turkish health care providers trained			36								36
2.1.1.B # of boys who receive SRH services	163	152	145	176	71	164	90	171	39	13	1184
2.1.1.G # of girls who receive SRH services	403	441	534	437	357	586	445	674	59	44	3980
2.1.1.M # of men who receive SRH services	1272	665	788	630	515	702	372	566	77	29	5616
2.1.1.NBA # of non-binary adults who receive SRH services	0	1	0	0	0	1	0	0	0	0	2
2.1.1.NBC # of non-binary children who receive SRH services	0	5	0	0	0	0	0	0	0	0	5
2.1.1.W # of women who receive SRH services	8383	7011	7997	6044	4654	5706	3513	4665	798	916	49687
2.1.2 # of service delivery units providing SRH services	33	0		0	0	0	0	0	0	0	33
2.2.1 # of refugee adolescents and youth receiving health information services	11974	9851	11458	9028	7082	8988	5827	7919	991	1044	74162
2.2.1.B # of boy adolescents and youth refugee receiving health information services	385	211	265	448	242	261	134	510	0	0	2456
2.2.1.G # of girl adolescents and youth refugee receiving health information services	1368	1365	1729	1293	1243	1568	1273	1332	18	42	11231
2.2.1.NBC # of non-binary adolescents and youth refugee receiving health information services	0	0	0		0	0	0	1	0	0	1
Total	150209	157004	172996	20174	20466	21632	14963	20777	3579	3047	584847

Partner Type, Partner

All

Supporting Agency

All

Province, District

All

Appeal

All

Nationality

All

Indicator

All

