

**Population**  
Refugees and asylum-seekers

Individuals: **86,087**  
Households: **20,318**

Settlement

Rwamwanja

Target year

2022

**UCRRP Partners 20**

GOVT **02** UN UN Agencies **03**  
NGO NNGOs **04** NGO INGOs **11**

Sector	Indicator	Actual	Target
--------	-----------	--------	--------

**Education**



% children enrolled in Primary **62** / 90

Teacher Pupil ratio (1:65) **55** / 65  
National standard 1:53

**Health & Nutrition**



Under 5 mortality rate **0.10** / 0.10  
Standard: < 1.5

Severe acute malnutrition recovery rate **89** / 75  
Standard: > 75%

**WASH**



# of litres per person per day **15** / 18  
Standard: 20l/p/d

% household latrine coverage **61** / 75  
85% sanitation coverage

**Energy & Environment**



# of hectares woodlots/plantations maintained **500**

# of HH supported with clean and/or energy efficient technologies for cooking **5,608** / 5,000

**Food Security**



# of refugees and asylum seekers receiving food assistance disaggregated by modality (Cash + In-kind) **2,266** / 77,971 / 82,684

In-kind Cash Target

Quantity of food provided (Metric Tonnes) **87** / 815


**Livelihoods & Resilience**



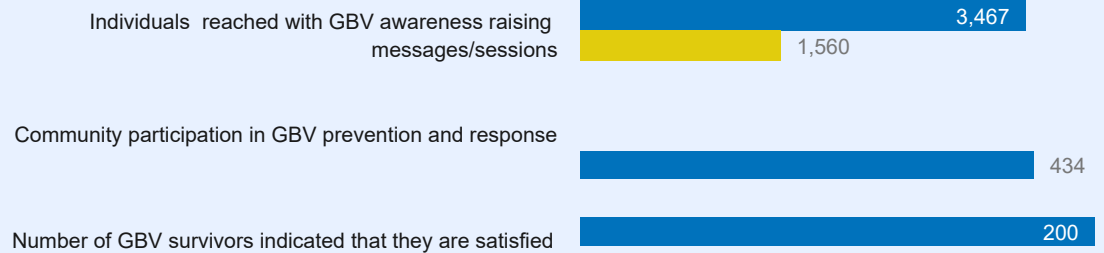
% of PoCs with access to arable land **100** / 82

Sector	Indicator	Actual	Target
--------	-----------	--------	--------

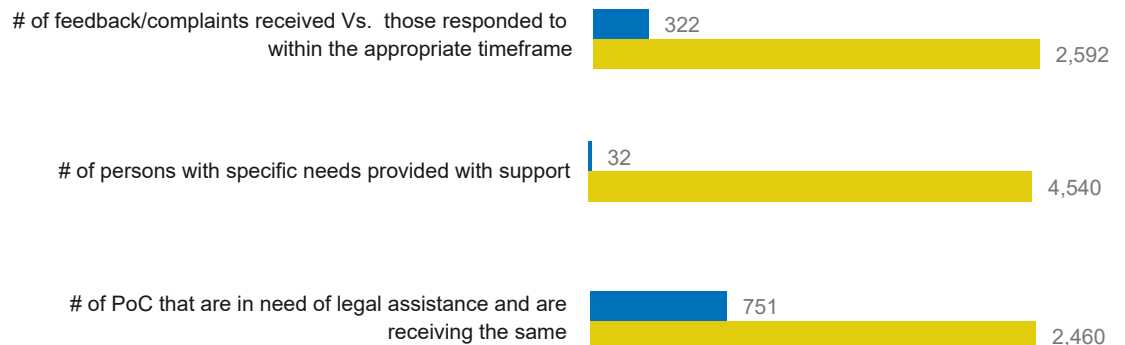
### Child Protection



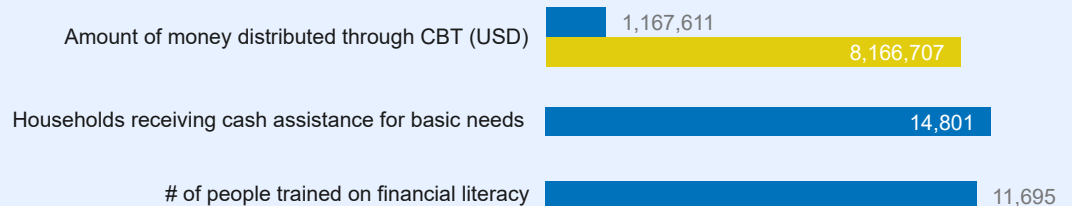

### GBV



### Protection



### CBI Modality



### List of Partners who reported as of Q3 2022, UN Agencies and Government

#### National NGOs

AWYAD, Nsamizi, TPO and TTR

#### International NGOs

Alight, AVSI, COHERE, FCA, FRC, LWF, MTI, Oxfam, SCI, SOS and WVI

#### UN Agencies

UNHCR, UNICEF and WFP

#### Government

OPM, Kamwenge DLG