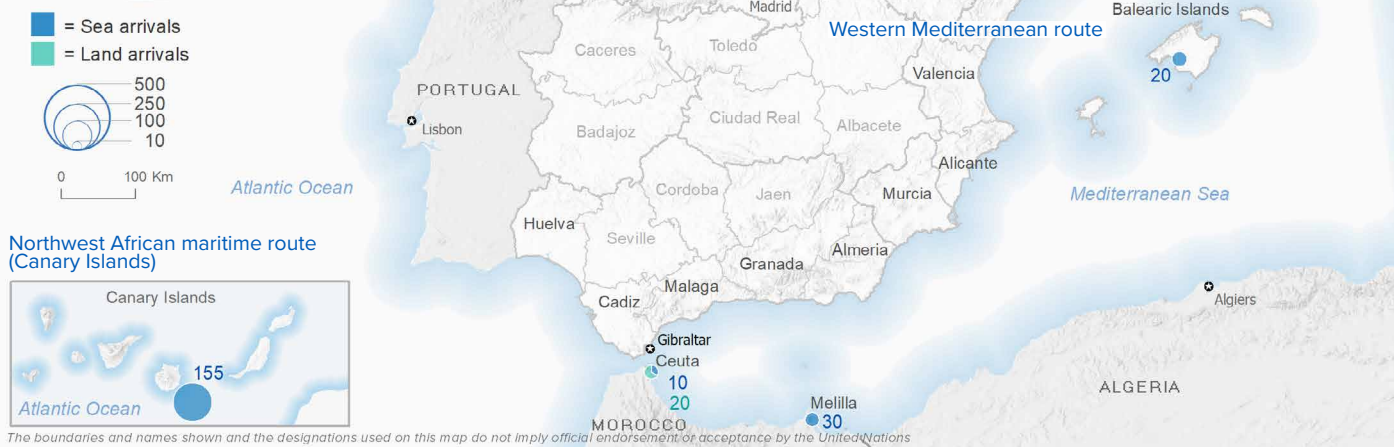


# SPAIN Weekly snapshot - Week 46 (14 - 20 Nov 2022)

The charts below are based on figures from the Ministry of Interior and UNHCR estimates. All figures are provisional and subject to change

## Refugees & migrants: sea and land arrivals in week 46<sup>1</sup>



### Arrivals in Spain

**29,467**  
 Arrivals as of  
 20 Nov 2022<sup>2</sup> **-22%**  
Dif. 2021

**27,704**  
 Sea Arrivals<sup>2</sup>  
 Dif. 2021: -24%

**1,763**  
 Land Arrivals<sup>2</sup>  
 Dif. 2021: +58%

**236**  
 Arrivals Week 46<sup>1</sup>  
 Dif. last week: -34%  
 Dif. 2021: -76%

### Western Mediterranean

**14,490**  
 Arrivals as of  
 20 Nov 2022<sup>2</sup> **-21%**  
Dif. 2021

**12,727**  
 Sea Arrivals<sup>2</sup>  
 Dif. 2021: -26%

**1,763**  
 Land Arrivals<sup>2</sup>  
 Dif. 2021: +58%

**80**  
 Arrivals Week 46<sup>1</sup>  
 Dif. last week: -65%  
 Dif. 2021: -54%

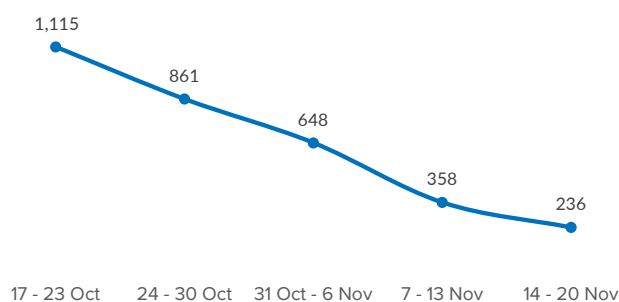
### Northwest African maritime (Canary Islands)

**14,977**  
 Arrivals as of  
 20 Nov 2022<sup>2</sup> **-22%**  
Dif. 2021

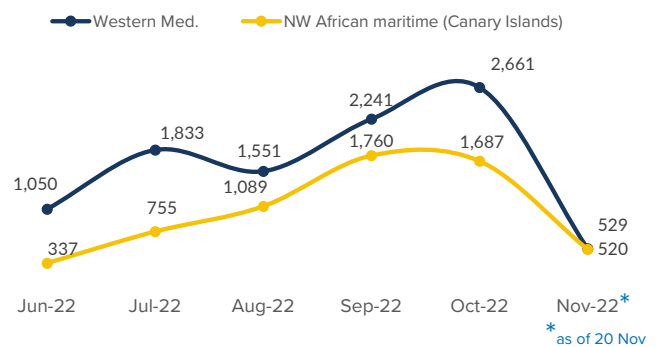
**14,977**  
 Sea Arrivals<sup>2</sup>  
 Dif. 2021: -22%

**156**  
 Arrivals Week 46<sup>1</sup>  
 Dif. last week: +19%  
 Dif. 2021: -81%

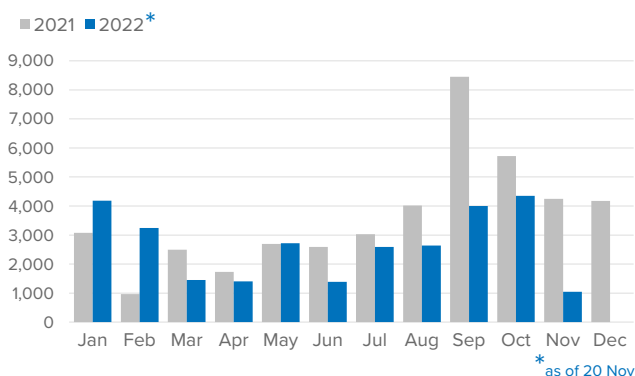
## Arrivals in Spain during the last five weeks<sup>1</sup>



## Arrivals in Spain by route during the last six months<sup>2</sup>



## Arrivals in Spain per month<sup>2</sup>



## Arrivals in Spain per year<sup>2</sup>

