



Tanzania Refugee Population Update

as of 30 November 2022



Key Figures



247,422*

Population of Concern

83.5%
206,567
Living in camps

7.7%
18,950
Living in settlements

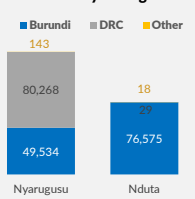
8.7%
21,507
Living in villages

0.1%
248
Living in urban area

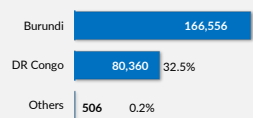
88%
218,728
Refugees

12%
28,694
Asylum-seekers

Camp-based population by country of origin



Country of origin

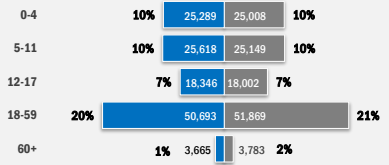


Age and Gender

56%
0-17
Children

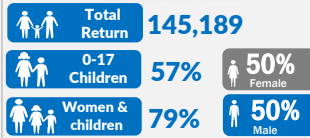
3%
60+
Older People

Age (Years)



Durable Solutions

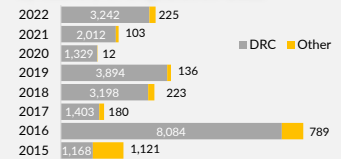
Voluntary return of Burundian refugees, 2017-2022



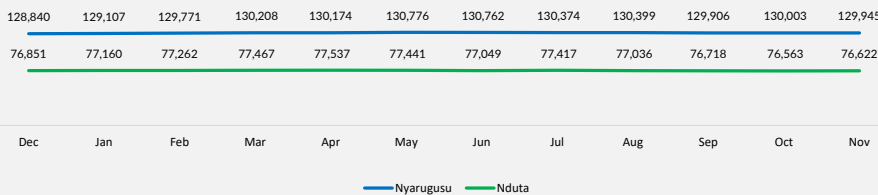
Local integration

162,000 former Burundian refugees (1972) granted citizenship by the Government of Tanzania.

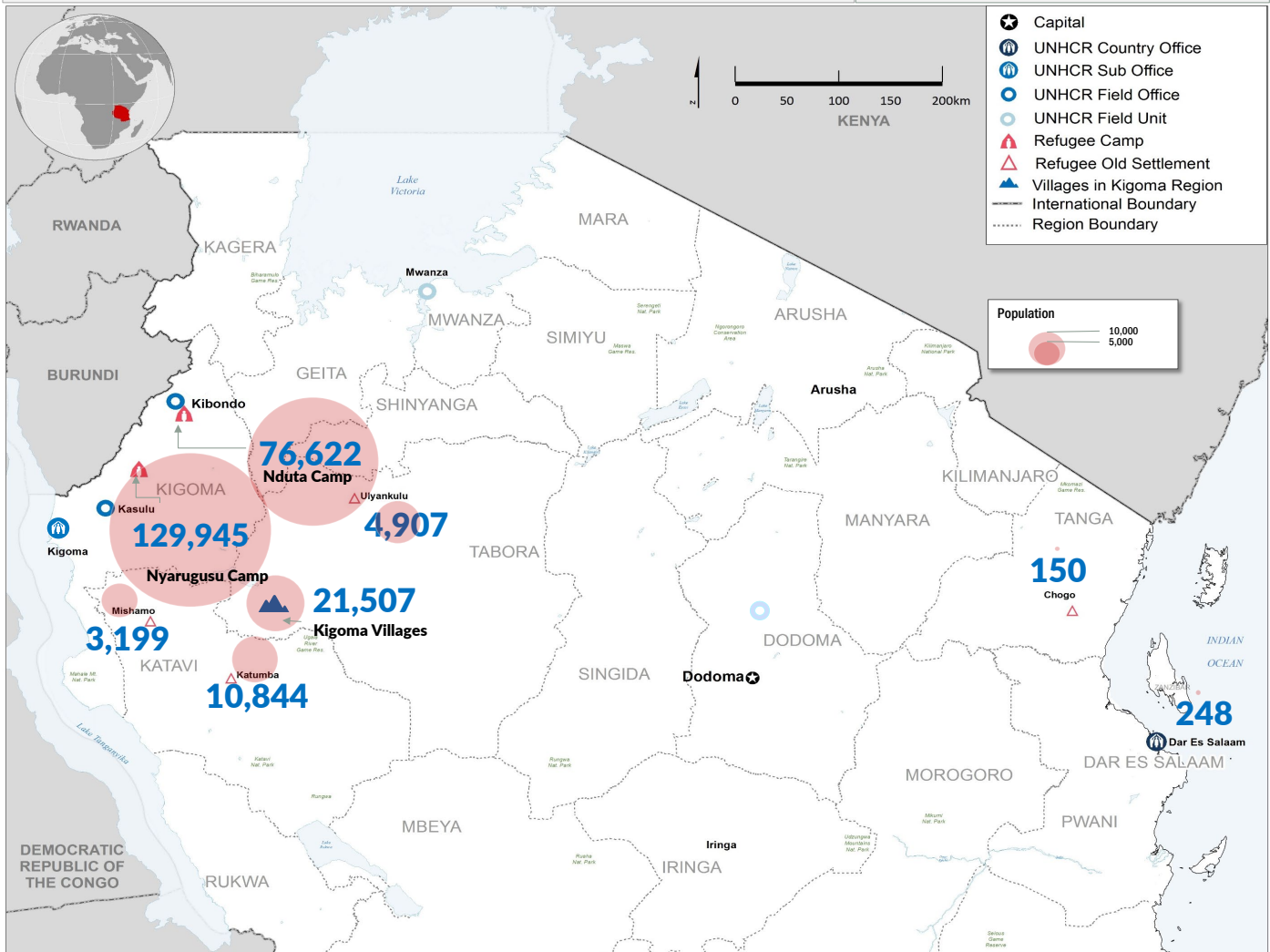
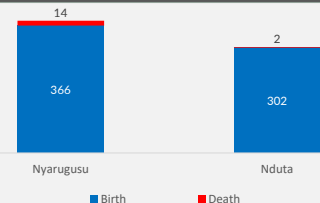
Resettlement departures by country of origin, 2015-2022



Camp population trend: Dec 2021 to Nov 2022



Births vs Deaths



The boundaries and names shown and the designations used on this map do not imply official endorsement or acceptance by the United Nations. Sources: Boundaries: UNCS; Background: USGS; Data: Government of Tanzania, UNHCR.

For more information, please contact: MALLYA@unhcr.org or visit: <https://data2.unhcr.org/en/situations/burundi/location>