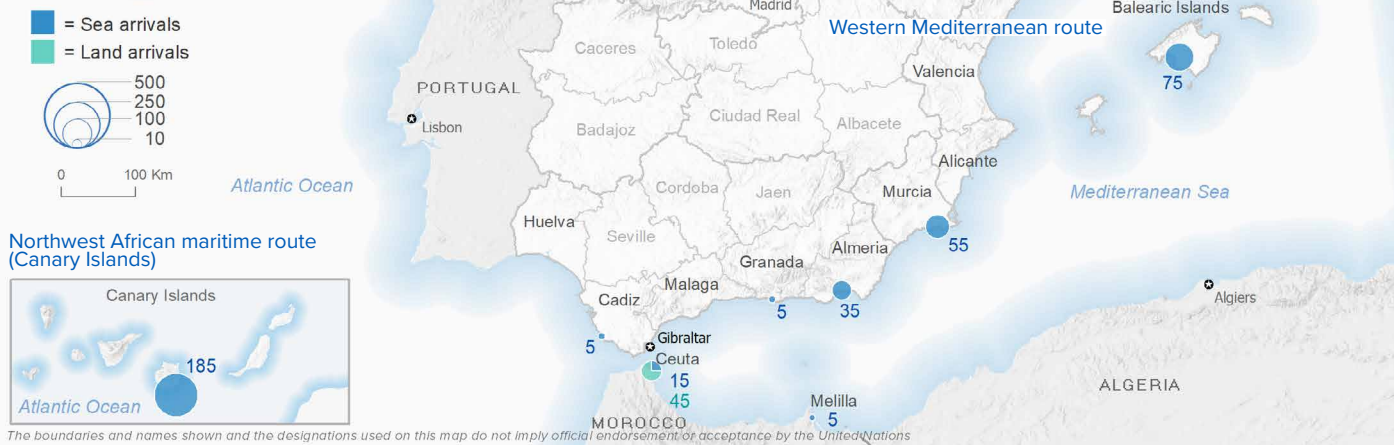


SPAIN Weekly snapshot - Week 49 (5 - 11 Dec 2022)

The charts below are based on figures from the Ministry of Interior and UNHCR estimates. All figures are provisional and subject to change

Refugees & migrants: sea and land arrivals in week 49¹



Arrivals in Spain

30,423
 Arrivals as of 11 Dec 2022²
-25%
 Dif. 2021

28,595
 Sea Arrivals²
 Dif. 2021: -27%

1,828
 Land Arrivals²
 Dif. 2021: +57%

420
 Arrivals Week 49¹
 Dif. last week: +42%
 Dif. 2021: -55%

Western Mediterranean

14,918
 Arrivals as of 11 Dec 2022²
-22%
 Dif. 2021

13,090
 Sea Arrivals²
 Dif. 2021: -27%

1,828
 Land Arrivals²
 Dif. 2021: +57%

235
 Arrivals Week 49¹
 Dif. last week: +46%
 Dif. 2021: -33%

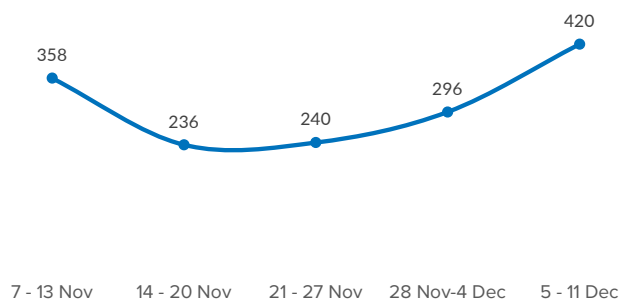
Northwest African maritime (Canary Islands)

15,505
 Arrivals as of 11 Dec 2022²
-27%
 Dif. 2021

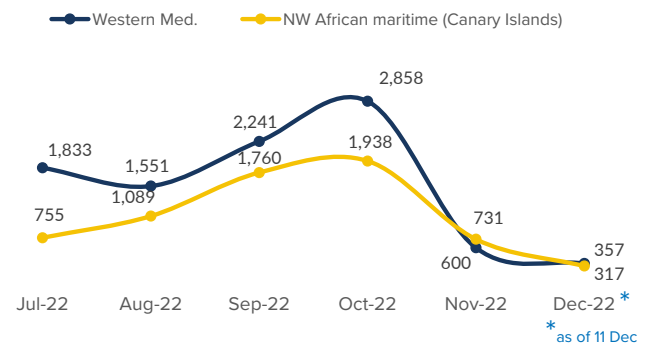
15,505
 Sea Arrivals²
 Dif. 2021: -27%

185
 Arrivals Week 49¹
 Dif. last week: +37%
 Dif. 2021: -69%

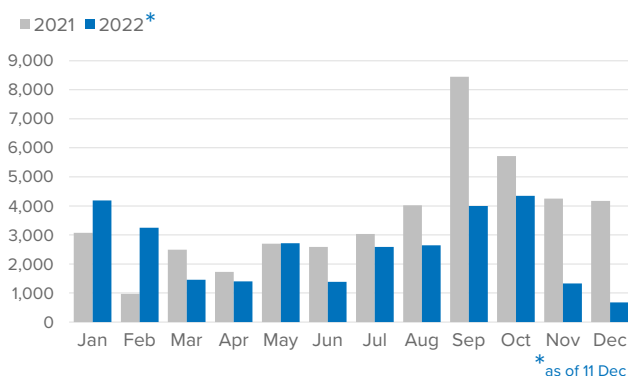
Arrivals in Spain during the last five weeks¹



Arrivals in Spain by route during the last six months²



Arrivals in Spain per month²



Arrivals in Spain per year²

