



2374	# SITES
758	# SITES COVERED
32%	COVERAGE



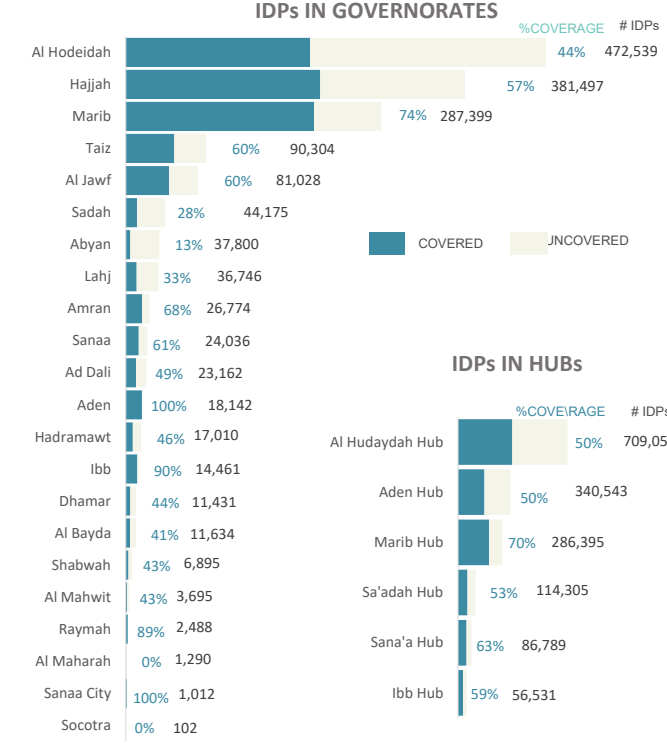
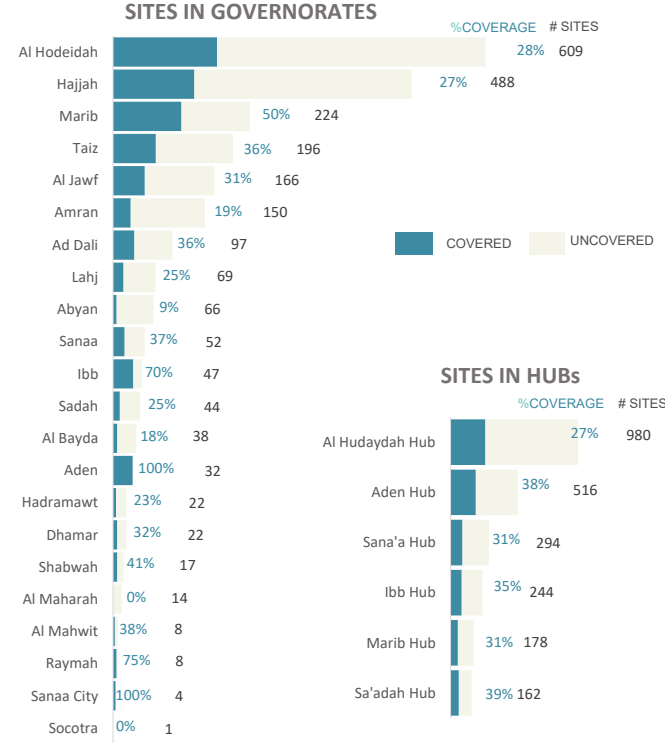
86M	FUND REQUIRED
17.9M	FUND RECIEVED
21%	COVERAGE



276K	# HHs
154K	# HHs COVERED
56%	COVERAGE
65	AVERAGE HHs IN SITES



1594K	# IDPs
871K	# IDPs COVERED
55%	COVERAGE
367	AVERAGE IDPs IN SITES



1 UN

3 INGO

18 NGO

11% OF COVERED SITES

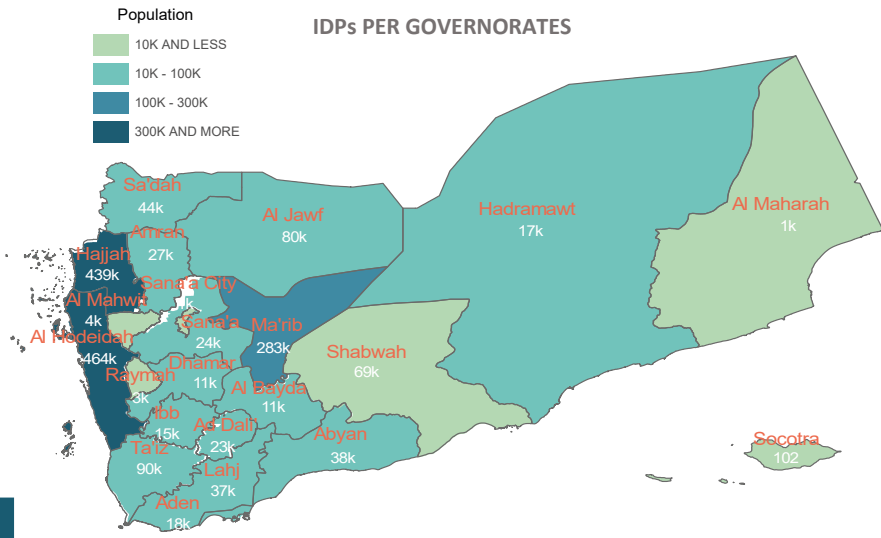
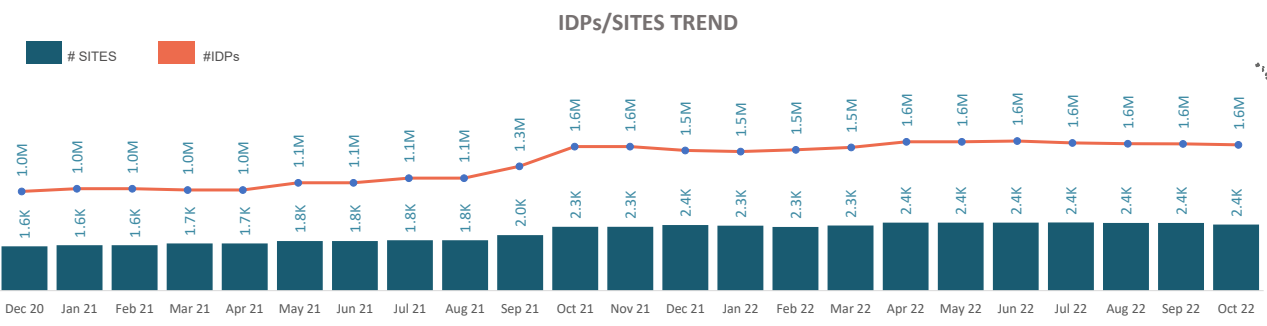
27% OF COVERED SITES

62% OF COVERED SITES

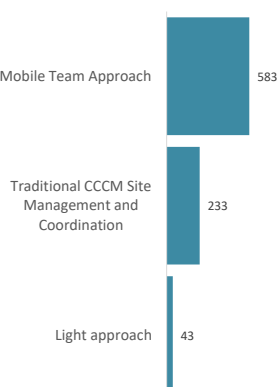
21% OF COVERED IDPs

24% OF COVERED IDPs


55% OF COVERED IDPs



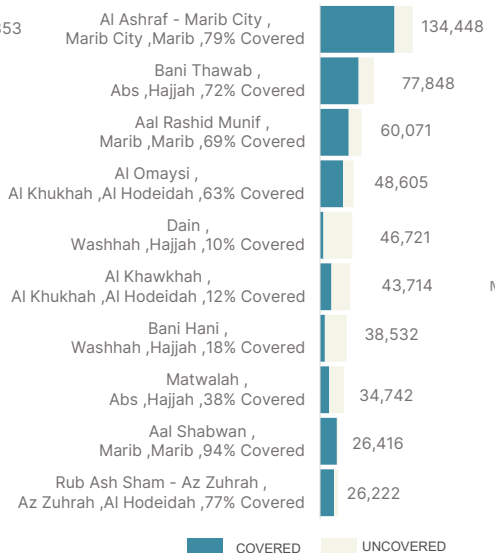
COVERED SITES PER COVERAGE LINES OF RESPONSE



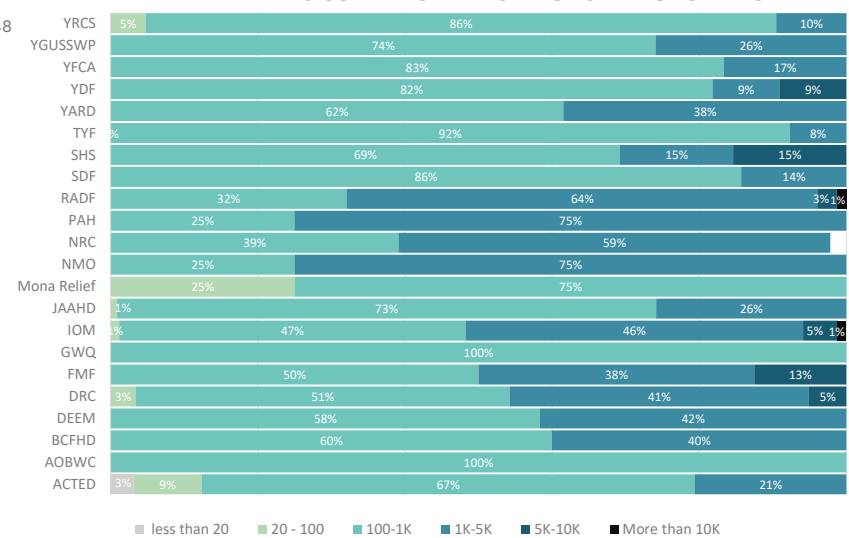
10 HIGHEST POPULATION COVERED SITES



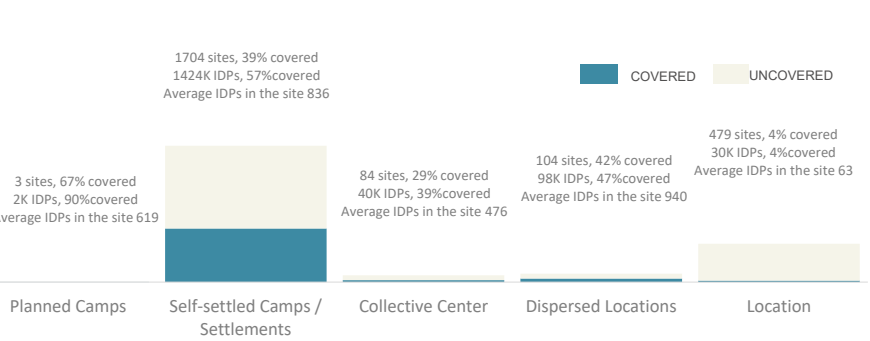
10 HIGHEST POPULATION SUBDISTRICTS



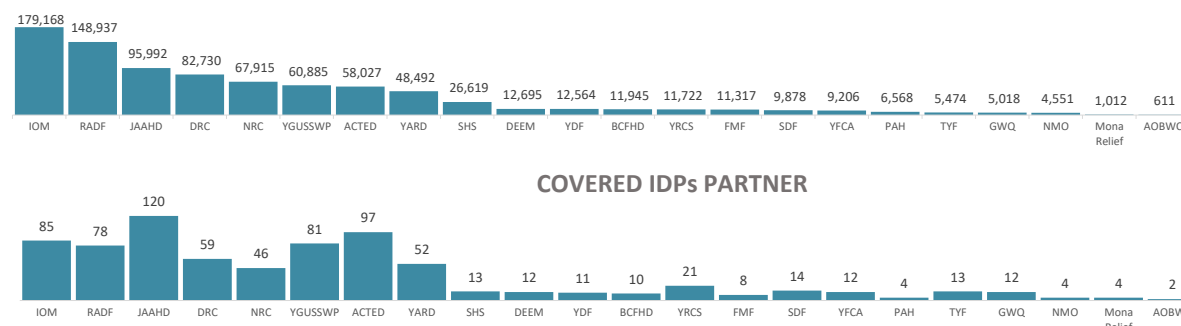
PARTNERS COVERAGE PER SIZE OF SITE POPULATION



SITES AND POPULATION TRENDS PER SITE TYPE




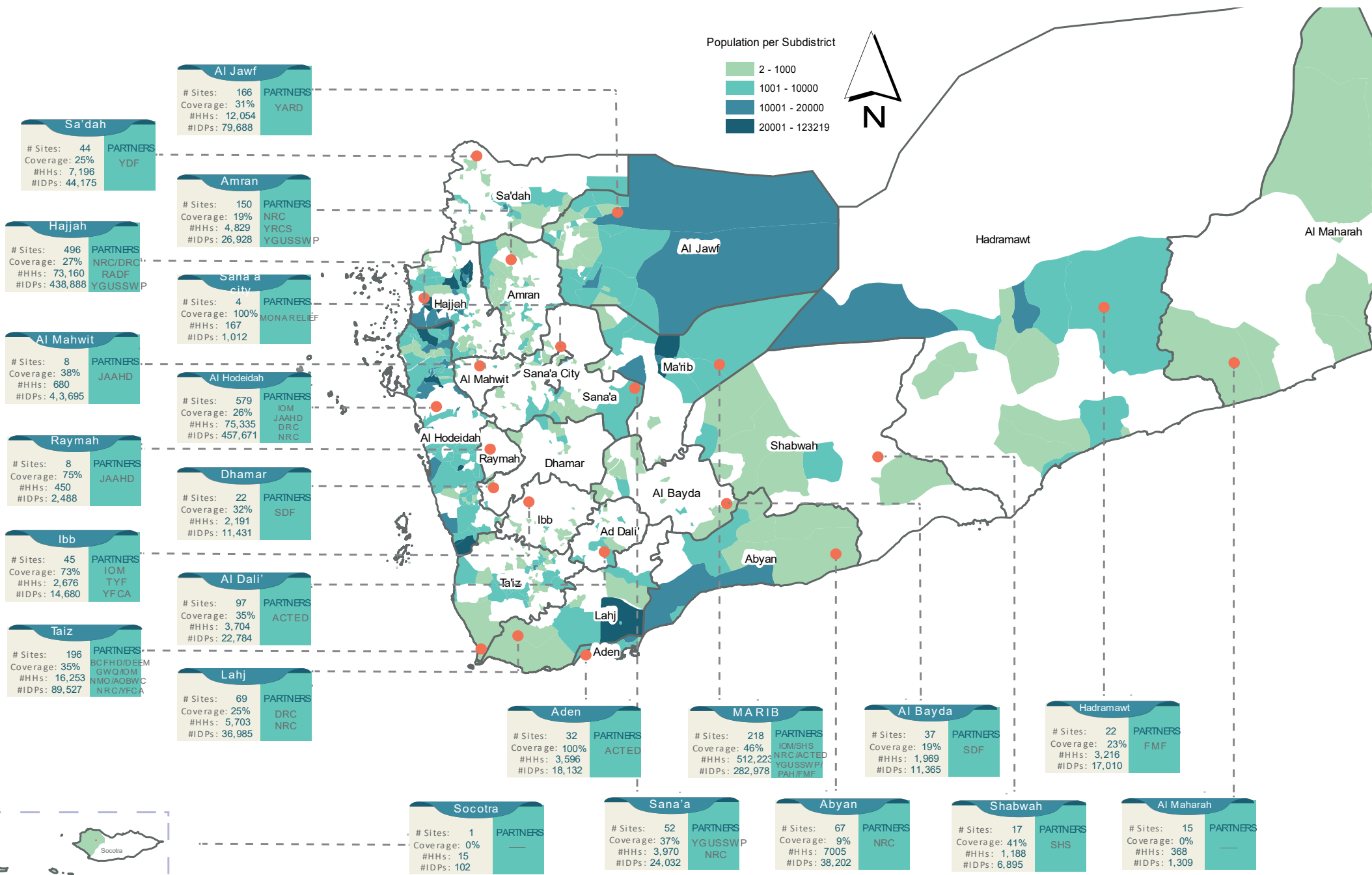
COVERED SITES PER PARTNER

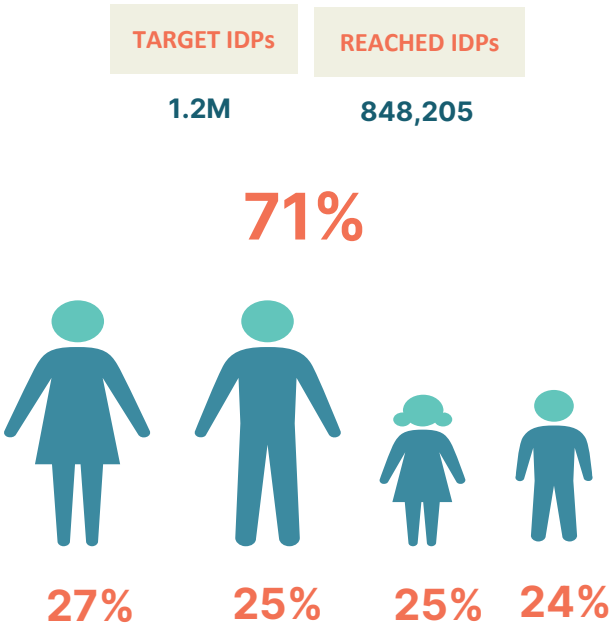


COVERED IDPs PARTNER

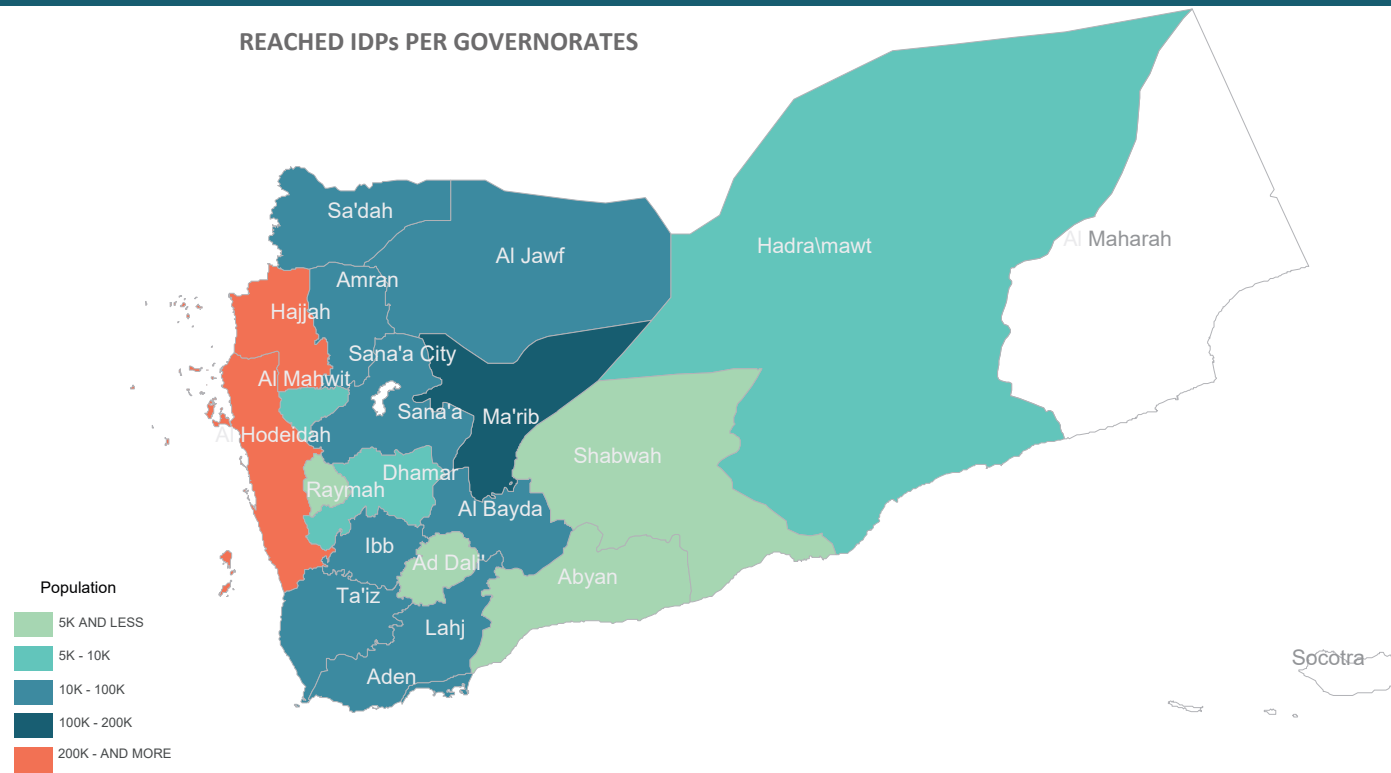
SITES AND IDPs TRENDS PER POPULATION RANGES



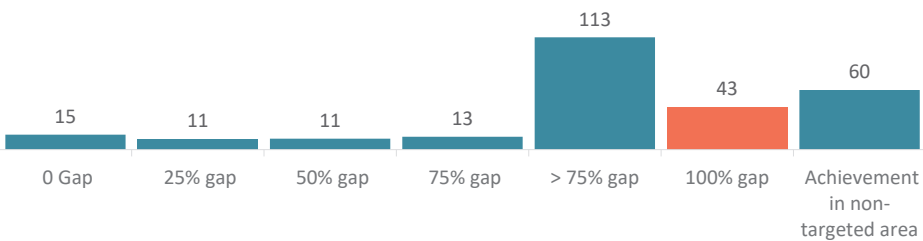




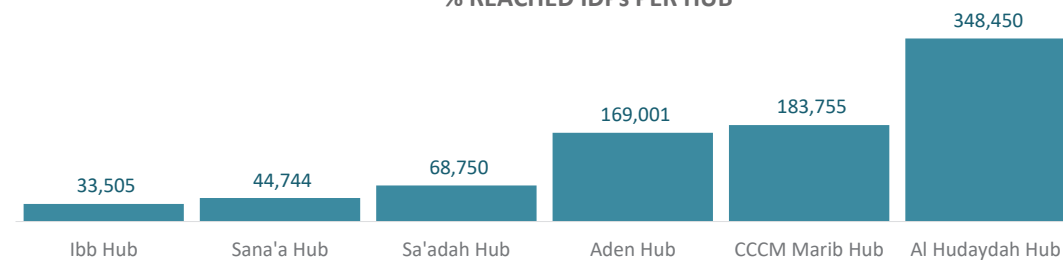
REACHED IDPs PER GOVERNORATES



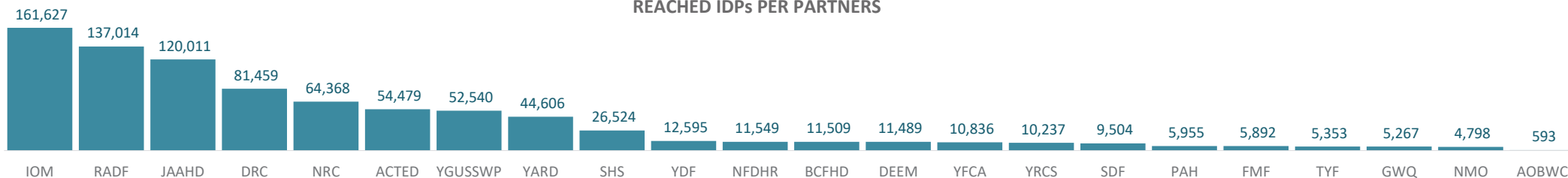
REACHED PER TARGETED DISTRICTS



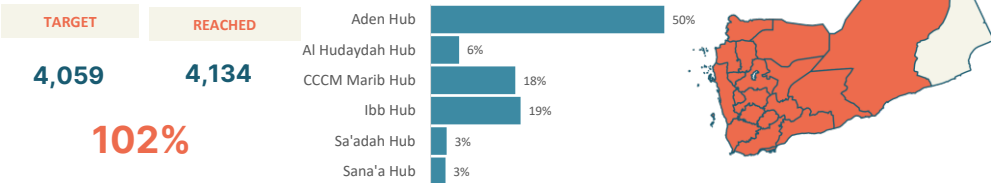
% REACHED IDPs PER HUB



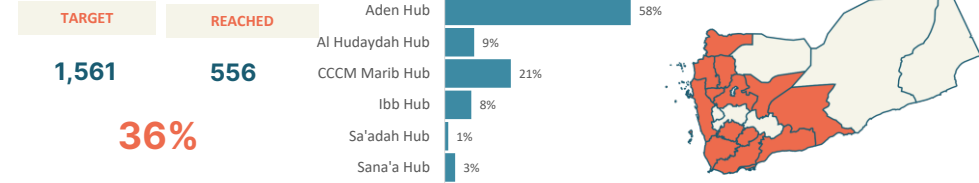
REACHED IDPs PER PARTNERS



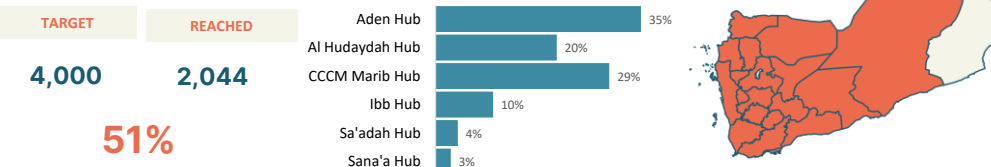
OF CCCM STAFF AND AUTHORITIES WITH STRENGTHENED CAPACITIES IN SITE MANAGEMENT (DISAGGREGATED)



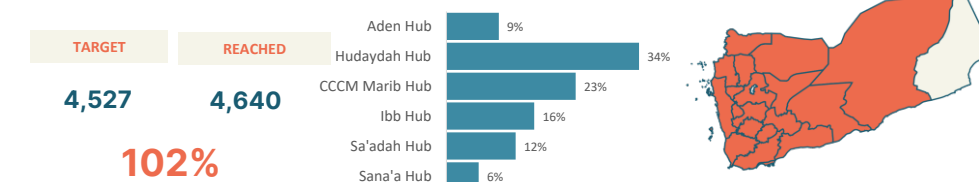
OF COMMUNITY-BASED PROJECTS AIMED AT SITE MANAGEMENT AND COMMUNITY OWNERSHIP



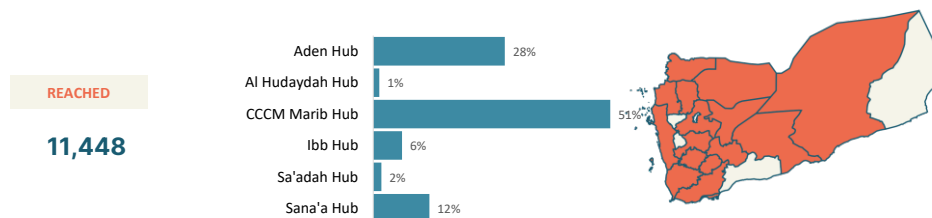
OF FUNCTIONAL COMMUNITY SELF-ORGANIZING COMMITTEES WITH INCLUSIVE, GENDER-BALANCED PARTICIPATION OF BOTH MEN AND WOMEN



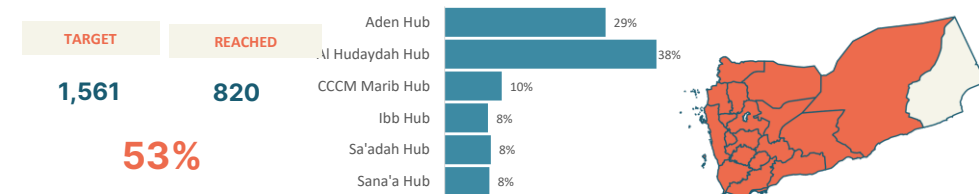
OF MASS INFORMATION CAMPAIGNS CONDUCTED



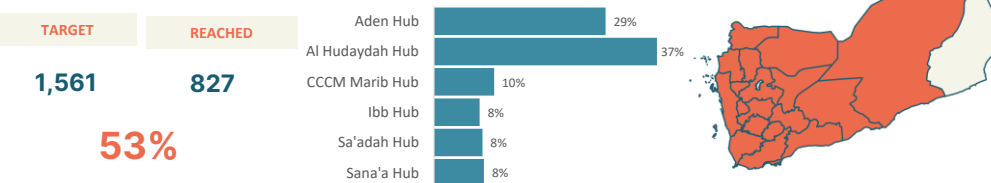
OF REFERRALS TRACKED AND ADDRESSED USING THE AREA BASED APPROACH



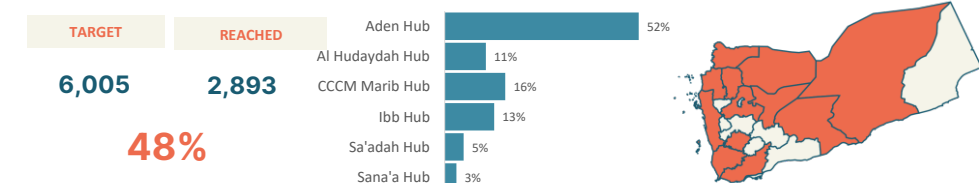
OF SITES WITH FUNCTIONAL COMPLAINTS AND FEEDBACK MECHANISMS ESTABLISHED



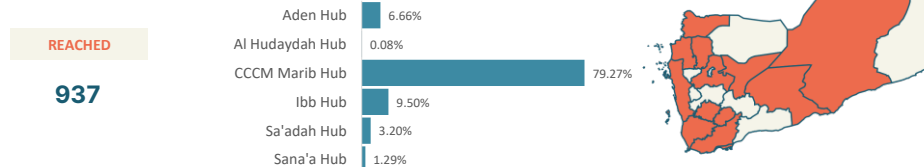
OF SITES WITH FUNCTIONAL SITE MANAGEMENT TEAMS



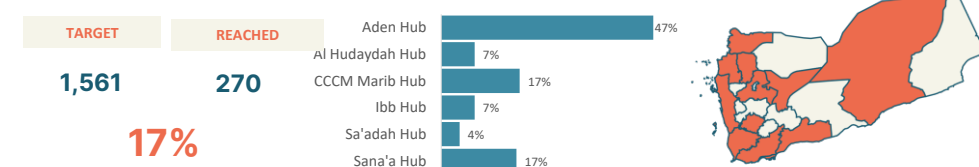
PEOPLE INCENTIVIZED THROUGH CASH FOR WORK FOR SITE MAINTENANCE



SITE TOOL KITS AND MATERIAL FOR MAINTENANCE, SAFETY AND HAZARD PREVENTION



SITES WITH SAFETY AND RISK PREVENTION COMMUNITY-LED PROJECTS



ACTED

of Covered sites in 2022
 # Covered IDPs in 2022
 # Staff
 Fund in 2022
 # sites with safety and risk prevention community-led projects
 # of sites with functional Complaints and Feedback Mechanisms established
 # of information campaigns conducted
 # of referrals tracked and addressed using the Area Based Approach
 # of community-based projects aimed at site management and community ownership
 # functional community self-organizing committees
 average functional community self-organizing committees Per Site
 # of CCCM staff and authorities with strengthened capacities in site management
 # people incentivized through cash for work for site maintenance
 # site tool kits and material for maintenance, safety and hazard prevention

100
 54.5K
 39
 370k
 11
 100
 104
 352
 31
 647
 6
 725
 40
 468



AOBWC

of Covered sites in 2022
 # Covered IDPs in 2022
 # Staff
 Fund in 2022
 # sites with safety and risk prevention community-led projects
 # of sites with functional Complaints and Feedback Mechanisms established
 # of information campaigns conducted
 # of referrals tracked and addressed using the Area Based Approach
 # of community-based projects aimed at site management and community ownership
 # functional community self-organizing committees
 average functional community self-organizing committees Per Site
 # of CCCM staff and authorities with strengthened capacities in site management
 # people incentivized through cash for work for site maintenance
 # site tool kits and material for maintenance, safety and hazard prevention

2
 .6K
 5
 240k
 11
 100
 104
 352
 31
 647
 324
 725
 40
 468



BCFHD

of Covered sites in 2022
 # Covered IDPs in 2022
 # Staff
 Fund in 2022
 # sites with safety and risk prevention community-led projects
 # of sites with functional Complaints and Feedback Mechanisms established
 # of information campaigns conducted
 # of referrals tracked and addressed using the Area Based Approach
 # of community-based projects aimed at site management and community ownership
 # functional community self-organizing committees
 average functional community self-organizing committees Per Site
 # of CCCM staff and authorities with strengthened capacities in site management
 # people incentivized through cash for work for site maintenance
 # site tool kits and material for maintenance, safety and hazard prevention

10
 11.5K
 7
 510k
 11
 100
 104
 352
 31
 647
 65
 725
 40
 468



DEEM

of Covered sites in 2022
 # Covered IDPs in 2022
 # Staff
 Fund in 2022
 # sites with safety and risk prevention community-led projects
 # of sites with functional Complaints and Feedback Mechanisms established
 # of information campaigns conducted
 # of referrals tracked and addressed using the Area Based Approach
 # of community-based projects aimed at site management and community ownership
 # functional community self-organizing committees
 average functional community self-organizing committees Per Site
 # of CCCM staff and authorities with strengthened capacities in site management
 # people incentivized through cash for work for site maintenance
 # site tool kits and material for maintenance, safety and hazard prevention

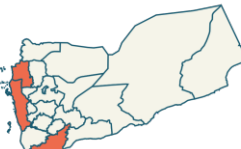
12
 11.5K
 9
 120k
 11
 100
 104
 352
 31
 647
 54
 725
 40
 468



DRC

of Covered sites in 2022
 # Covered IDPs in 2022
 # Staff
 Fund in 2022
 # sites with safety and risk prevention community-led projects
 # of sites with functional Complaints and Feedback Mechanisms established
 # of information campaigns conducted
 # of referrals tracked and addressed using the Area Based Approach
 # of community-based projects aimed at site management and community ownership
 # functional community self-organizing committees
 average functional community self-organizing committees Per Site
 # of CCCM staff and authorities with strengthened capacities in site management
 # people incentivized through cash for work for site maintenance
 # site tool kits and material for maintenance, safety and hazard prevention

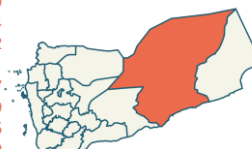
94
 81.5K
 36
 266k
 11
 100
 104
 352
 31
 647
 7
 725
 40
 468



FMF

of Covered sites in 2022
 # Covered IDPs in 2022
 # Staff
 Fund in 2022
 # sites with safety and risk prevention community-led projects
 # of sites with functional Complaints and Feedback Mechanisms established
 # of information campaigns conducted
 # of referrals tracked and addressed using the Area Based Approach
 # of community-based projects aimed at site management and community ownership
 # functional community self-organizing committees
 average functional community self-organizing committees Per Site
 # of CCCM staff and authorities with strengthened capacities in site management
 # people incentivized through cash for work for site maintenance
 # site tool kits and material for maintenance, safety and hazard prevention

5
 5.9K
 15
 620k
 11
 100
 104
 352
 31
 647
 129
 725
 40
 468



GWQ

of Covered sites in 2022
 # Covered IDPs in 2022
 # Staff
 Fund in 2022
 # sites with safety and risk prevention community-led projects
 # of sites with functional Complaints and Feedback Mechanisms established
 # of information campaigns conducted
 # of referrals tracked and addressed using the Area Based Approach
 # of community-based projects aimed at site management and community ownership
 # functional community self-organizing committees
 average functional community self-organizing committees Per Site
 # of CCCM staff and authorities with strengthened capacities in site management
 # people incentivized through cash for work for site maintenance
 # site tool kits and material for maintenance, safety and hazard prevention

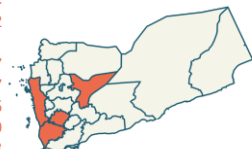
12
 5.3K
 7
 240k
 11
 100
 104
 352
 31
 647
 54
 725
 40
 468



IOM

of Covered sites in 2022
 # Covered IDPs in 2022
 # Staff
 Fund in 2022
 # sites with safety and risk prevention community-led projects
 # of sites with functional Complaints and Feedback Mechanisms established
 # of information campaigns conducted
 # of referrals tracked and addressed using the Area Based Approach
 # of community-based projects aimed at site management and community ownership
 # functional community self-organizing committees
 average functional community self-organizing committees Per Site
 # of CCCM staff and authorities with strengthened capacities in site management
 # people incentivized through cash for work for site maintenance
 # site tool kits and material for maintenance, safety and hazard prevention

88
 161.6K
 51
 348k
 11
 100
 104
 352
 31
 647
 7
 725
 40
 468



JAAHD

of Covered sites in 2022
 # Covered IDPs in 2022
 # Staff
 Fund in 2022
 # sites with safety and risk prevention community-led projects
 # of sites with functional Complaints and Feedback Mechanisms established
 # of information campaigns conducted
 # of referrals tracked and addressed using the Area Based Approach
 # of community-based projects aimed at site management and community ownership
 # functional community self-organizing committees
 average functional community self-organizing committees Per Site
 # of CCCM staff and authorities with strengthened capacities in site management
 # people incentivized through cash for work for site maintenance
 # site tool kits and material for maintenance, safety and hazard prevention

156
 120.0K
 33
 790k
 11
 100
 104
 352
 31
 647
 4
 725
 40
 468



NFDHR

of Covered sites in 2022
 # Covered IDPs in 2022
 # Staff
 Fund in 2022
 # sites with safety and risk prevention community-led projects
 # of sites with functional Complaints and Feedback Mechanisms established
 # of information campaigns conducted
 # of referrals tracked and addressed using the Area Based Approach
 # of community-based projects aimed at site management and community ownership
 # functional community self-organizing committees
 average functional community self-organizing committees Per Site
 # of CCCM staff and authorities with strengthened capacities in site management
 # people incentivized through cash for work for site maintenance
 # site tool kits and material for maintenance, safety and hazard prevention

5
 11.5K
 NA
 NA
 11
 100
 104
 352
 31
 647
 129
 725
 40
 468



NMO

of Covered sites in 2022
 # Covered IDPs in 2022
 # Staff
 Fund in 2022
 # sites with safety and risk prevention community-led projects
 # of sites with functional Complaints and Feedback Mechanisms established
 # of information campaigns conducted
 # of referrals tracked and addressed using the Area Based Approach
 # of community-based projects aimed at site management and community ownership
 # functional community self-organizing committees
 average functional community self-organizing committees Per Site
 # of CCCM staff and authorities with strengthened capacities in site management
 # people incentivized through cash for work for site maintenance
 # site tool kits and material for maintenance, safety and hazard prevention

4
 4.8K
 7
 140k
 11
 100
 104
 352
 31
 647
 162
 725
 40
 468



NRC

of Covered sites in 2022
 # Covered IDPs in 2022
 # Staff
 Fund in 2022
 # sites with safety and risk prevention community-led projects
 # of sites with functional Complaints and Feedback Mechanisms established
 # of information campaigns conducted
 # of referrals tracked and addressed using the Area Based Approach
 # of community-based projects aimed at site management and community ownership
 # functional community self-organizing committees
 average functional community self-organizing committees Per Site
 # of CCCM staff and authorities with strengthened capacities in site management
 # people incentivized through cash for work for site maintenance
 # site tool kits and material for maintenance, safety and hazard prevention

47
 64.4K
 34
 212k
 11
 100
 104
 352
 31
 647
 14
 725
 40
 468



PAH

of Covered sites in 2022
 # Covered IDPs in 2022
 # Staff
 Fund in 2022
 # sites with safety and risk prevention community-led projects
 # of sites with functional Complaints and Feedback Mechanisms established
 # of information campaigns conducted
 # of referrals tracked and addressed using the Area Based Approach
 # of community-based projects aimed at site management and community ownership
 # functional community self-organizing committees
 average functional community self-organizing committees Per Site
 # of CCCM staff and authorities with strengthened capacities in site management
 # people incentivized through cash for work for site maintenance
 # site tool kits and material for maintenance, safety and hazard prevention

4
 6.0K
 6
 370k
 11
 100
 104
 352
 31
 647
 162
 725
 40
 468



RADF

of Covered sites in 2022
 # Covered IDPs in 2022
 # Staff
 Fund in 2022
 # sites with safety and risk prevention community-led projects
 # of sites with functional Complaints and Feedback Mechanisms established
 # of information campaigns conducted
 # of referrals tracked and addressed using the Area Based Approach
 # of community-based projects aimed at site management and community ownership
 # functional community self-organizing committees
 average functional community self-organizing committees Per Site
 # of CCCM staff and authorities with strengthened capacities in site management
 # people incentivized through cash for work for site maintenance
 # site tool kits and material for maintenance, safety and hazard prevention

89
 137.0K
 20
 290k
 11
 100
 104
 352
 31
 647
 7
 725
 40
 468



SDF

of Covered sites in 2022
 # Covered IDPs in 2022
 # Staff
 Fund in 2022
 # sites with safety and risk prevention community-led projects
 # of sites with functional Complaints and Feedback Mechanisms established
 # of information campaigns conducted
 # of referrals tracked and addressed using the Area Based Approach
 # of community-based projects aimed at site management and community ownership
 # functional community self-organizing committees
 average functional community self-organizing committees Per Site
 # of CCCM staff and authorities with strengthened capacities in site management
 # people incentivized through cash for work for site maintenance
 # site tool kits and material for maintenance, safety and hazard prevention

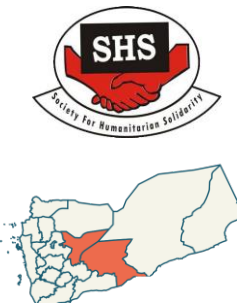
14
 9.5K
 8
 270k
 11
 100
 104
 352
 31
 647
 46
 725
 40
 468



SHS

of Covered sites in 2022
 # Covered IDPs in 2022
 # Staff
 Fund in 2022
 # sites with safety and risk prevention community-led projects
 # of sites with functional Complaints and Feedback Mechanisms established
 # of information campaigns conducted
 # of referrals tracked and addressed using the Area Based Approach
 # of community-based projects aimed at site management and community ownership
 # functional community self-organizing committees
 average functional community self-organizing committees Per Site
 # of CCCM staff and authorities with strengthened capacities in site management
 # people incentivized through cash for work for site maintenance
 # site tool kits and material for maintenance, safety and hazard prevention

13
 26.5K
 28
 400k
 11
 100
 104
 352
 31
 647
 50
 725
 40
 468



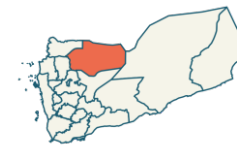
TYF

# of Covered sites in 2022	13
# Covered IDPs in 2022	5.4K
# Staff	8
Fund in 2022	210k
# sites with safety and risk prevention community-led projects	11
# of sites with functional Complaints and Feedback Mechanisms established	100
# of information campaigns conducted	104
# of referrals tracked and addressed using the Area Based Approach	352
# of community-based projects aimed at site management and community ownership	31
# functional community self-organizing committees	647
average functional community self-organizing committees Per Site	50
# of CCCM staff and authorities with strengthened capacities in site management	725
# people incentivized through cash for work for site maintenance	40
# site tool kits and material for maintenance, safety and hazard prevention	468



YARD

# of Covered sites in 2022	51
# Covered IDPs in 2022	44.6K
# Staff	23
Fund in 2022	620k
# sites with safety and risk prevention community-led projects	11
# of sites with functional Complaints and Feedback Mechanisms established	100
# of information campaigns conducted	104
# of referrals tracked and addressed using the Area Based Approach	352
# of community-based projects aimed at site management and community ownership	31
# functional community self-organizing committees	647
average functional community self-organizing committees Per Site	13
# of CCCM staff and authorities with strengthened capacities in site management	725
# people incentivized through cash for work for site maintenance	40
# site tool kits and material for maintenance, safety and hazard prevention	468



YDF

# of Covered sites in 2022	11
# Covered IDPs in 2022	12.6K
# Staff	11
Fund in 2022	270k
# sites with safety and risk prevention community-led projects	11
# of sites with functional Complaints and Feedback Mechanisms established	100
# of information campaigns conducted	104
# of referrals tracked and addressed using the Area Based Approach	352
# of community-based projects aimed at site management and community ownership	31
# functional community self-organizing committees	647
average functional community self-organizing committees Per Site	59
# of CCCM staff and authorities with strengthened capacities in site management	725
# people incentivized through cash for work for site maintenance	40
# site tool kits and material for maintenance, safety and hazard prevention	468



YFCA

# of Covered sites in 2022	16
# Covered IDPs in 2022	10.8K
# Staff	NA
Fund in 2022	NA
# sites with safety and risk prevention community-led projects	11
# of sites with functional Complaints and Feedback Mechanisms established	100
# of information campaigns conducted	104
# of referrals tracked and addressed using the Area Based Approach	352
# of community-based projects aimed at site management and community ownership	31
# functional community self-organizing committees	647
average functional community self-organizing committees Per Site	40
# of CCCM staff and authorities with strengthened capacities in site management	725
# people incentivized through cash for work for site maintenance	40
# site tool kits and material for maintenance, safety and hazard prevention	468



YGUSSWP

# of Covered sites in 2022	60
# Covered IDPs in 2022	52.5K
# Staff	24
Fund in 2022	138k
# sites with safety and risk prevention community-led projects	11
# of sites with functional Complaints and Feedback Mechanisms established	100
# of information campaigns conducted	104
# of referrals tracked and addressed using the Area Based Approach	352
# of community-based projects aimed at site management and community ownership	31
# functional community self-organizing committees	647
average functional community self-organizing committees Per Site	11
# of CCCM staff and authorities with strengthened capacities in site management	725
# people incentivized through cash for work for site maintenance	40
# site tool kits and material for maintenance, safety and hazard prevention	468



YRCS

# of Covered sites in 2022	21
# Covered IDPs in 2022	10.2K
# Staff	9
Fund in 2022	300k
# sites with safety and risk prevention community-led projects	11
# of sites with functional Complaints and Feedback Mechanisms established	100
# of information campaigns conducted	104
# of referrals tracked and addressed using the Area Based Approach	352
# of community-based projects aimed at site management and community ownership	31
# functional community self-organizing committees	647
average functional community self-organizing committees Per Site	31
# of CCCM staff and authorities with strengthened capacities in site management	725
# people incentivized through cash for work for site maintenance	40
# site tool kits and material for maintenance, safety and hazard prevention	468



OTHER PARTNERS INVOLVED

