Mauritania Operation | Camp and Urban area | Refugees and Asylum Seekers

As of 30 November 2022

105,293

Refugees and asylum-seekers

100,007 **5,286**

Biiometric Enrollment 98%

30,157 Households- **105,293** Individuals

In Camp	81,916
Out Camp	8,471
Urban	14,906

REFUGEES BY LOCATION

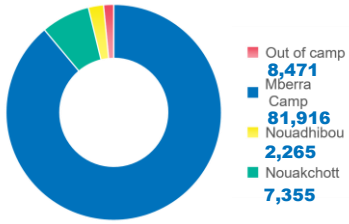

ASYLUM SEEKERS BY LOCATION

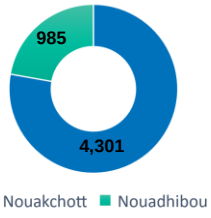

Men	Women	Children (0-17)	Adults (18-59)	Older people
49%	51%	56%	41%	3%

REGISTRED IN 2022 **25,421**

NEW ARRIVALS IN 2022 **12,229**

Registered individuals by top 6 countries of origin

REFUGEES BY COUNTRY OF ORIGIN

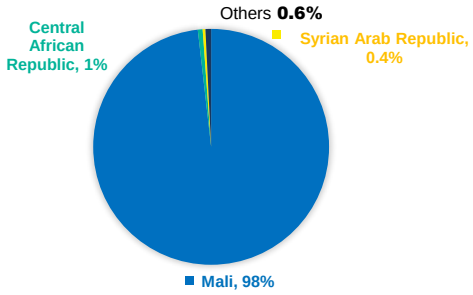

ASYLUM-SEEKERS BY COUNTRY OF ORIGIN

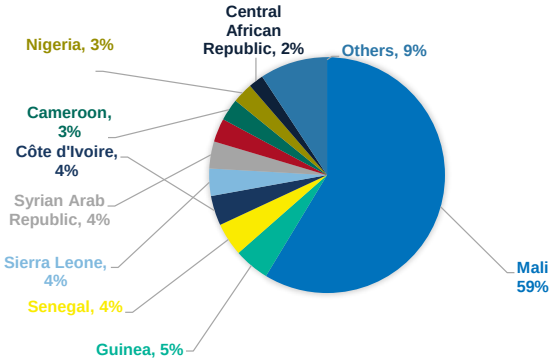

Voluntary repatriation in 2022

184 Ivorians

Resettlement in 2022

Submission	86
Departure	4

ASYLUM SEEKERS - AGE AND GENDER

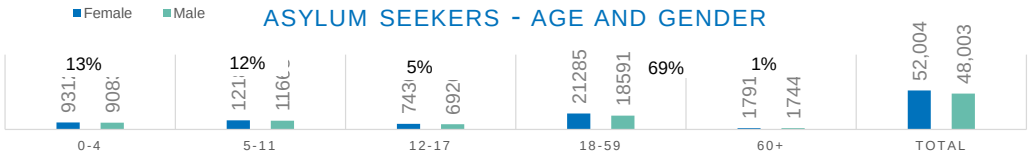

REFUGEES - AGE AND GENDER

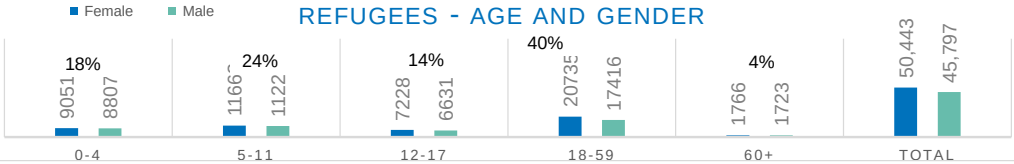

REGISTERED INDIVIDUALS BY SPECIFIC NEEDS

Total persons with specific needs:9,076

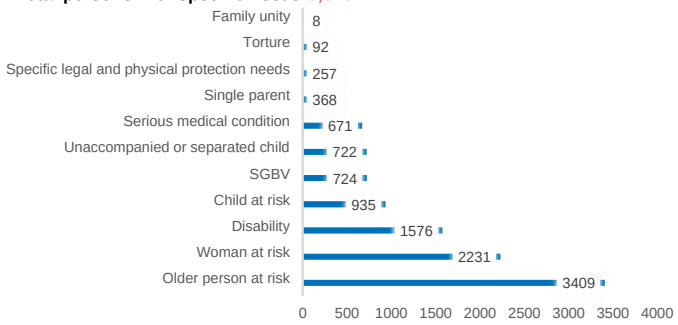

Update date : 30 November 2022| **Sources** : Refugee statistics – UNHCR ProGres database | **Feedback** : sarra@unhcr.org