

ITALY Sea arrivals dashboard

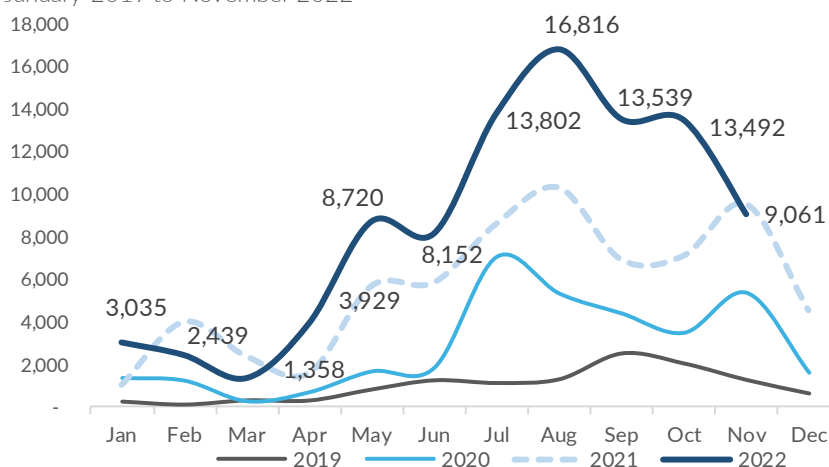
Overview

In the first eleven months of the year, 94,343 refugees and migrants arrived in Italy by sea, compared to 62,943 in the same period last year (+50%). In November, 9,061 persons were registered at landing points in southern Italy, down by 33% compared to October. The vast majority of people arriving in September - 83% - disembarked in Sicily (7,522 persons; 130 disembarkations), followed by Calabria (1,372), Apulia (102) and Sardinia (65).

94,343 Jan - Nov 2022 ¹
62,943 Jan - Nov 2021 ¹

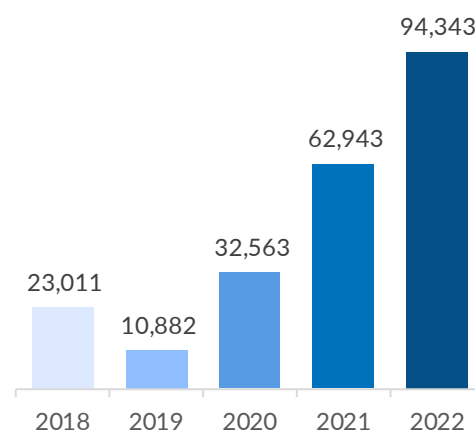
Monthly sea arrivals

January 2019 to November 2022



Yearly sea arrivals

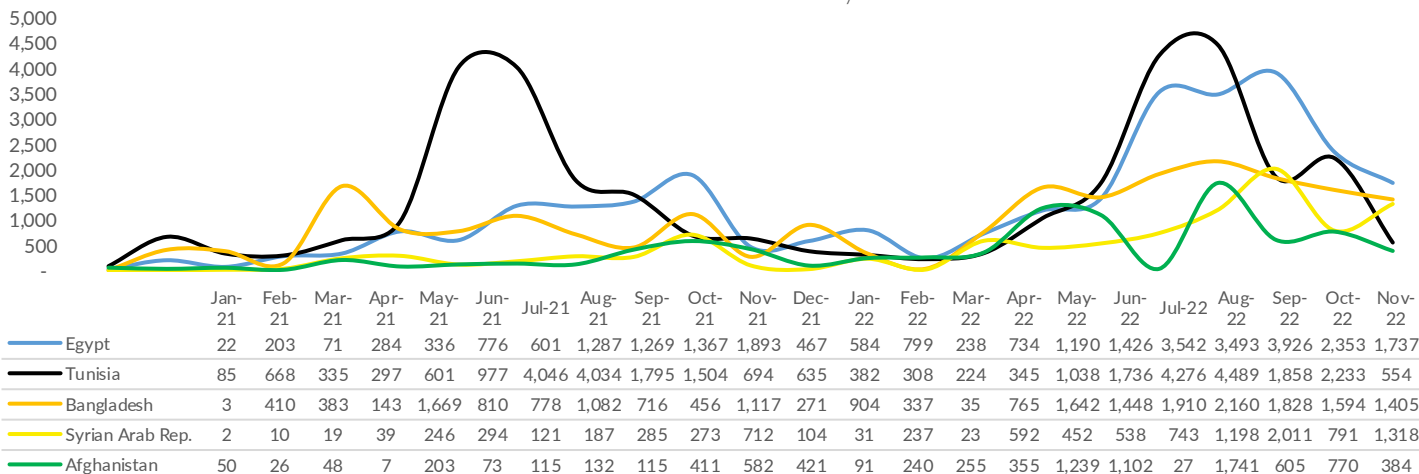
January to November, 2018-2022



Nationality of arrivals

Year to date, the most common countries of origin recorded among refugees and migrants reaching Italian shores are Egypt (21%), Tunisia (18%), Bangladesh (15%), Syrian Arab Republic (8%), Afghanistan (7%), Côte d'Ivoire (5%), Guinea (4%), Pakistan (3%), Islamic Republic of Iran (2%) and Eritrea (2%). In line with the yearly trend, Egyptian nationals represented 19% of all monthly arrivals, being the main nationality in November. They were followed by Bangladeshis (16%) and Syrians (15%). All three nationalities almost exclusively embarked in Libya. In November, the number of Egyptian nationals reaching Italy decreased by 26% compared to the previous month, and following a decreasing trend started already in July. The number of Bangladeshis decreased slightly, while Syrian arrivals increased by 67%. Notably, in November, a significant number of arrivals originating from Côte d'Ivoire continued to be reported (1,197). The number of Ivorians who reached Italy in the last two months roughly equals that registered between January and September. Ivorian nationals almost exclusively embarked in Tunisia. Arrivals of Tunisian nationals recorded, on the contrary, a marked decrease in November compared to the previous months (-75%).

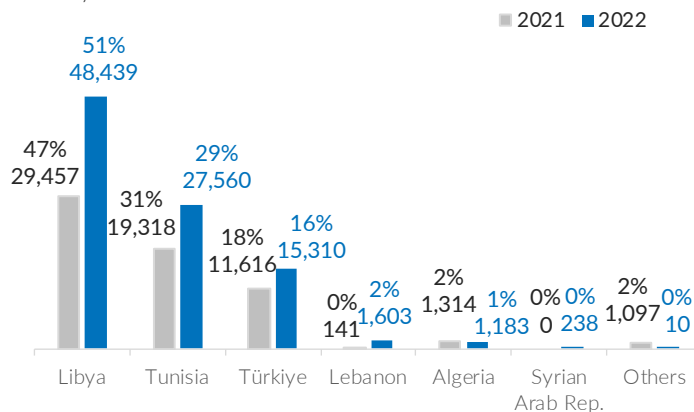
Most common nationalities of arrivals - January 2021 to November 2022



Country of embarkation

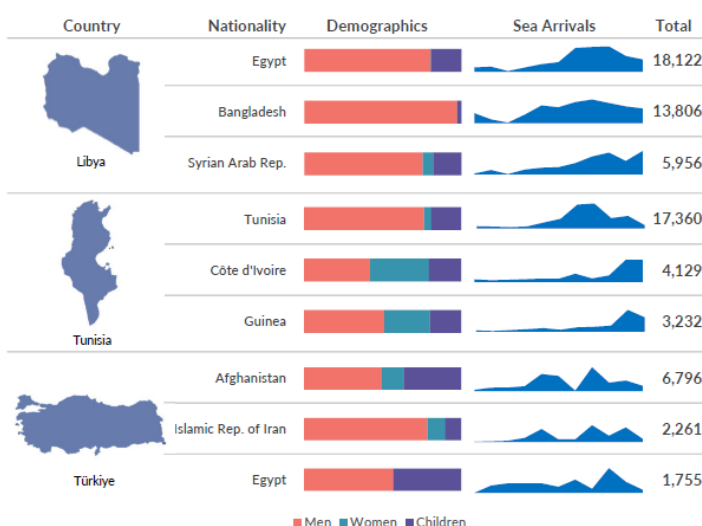
In the first eleven months of 2022, 51% of sea crossings departed from Libya (48,439 persons; 572 disembarkations), followed by 29% from Tunisia (27,560 persons; 1,422 disembarkations), 16% from Türkiye (15,310 persons; 195 disembarkations), 2% from Lebanon (1,603 persons; 12 disembarkations), 1% from Algeria (1,183 persons, 103 disembarkations) and less than 1% from the Syrian Arab Republic and other countries. In November, the number of persons departing from Libya remained substantially unvaried compared to October, amounting to 55% over monthly arrivals, while departures from Tunisia (34% of the total), Türkiye and Algeria decreased. One sea crossing departed from Lebanon.

January to November 2021 - 2022



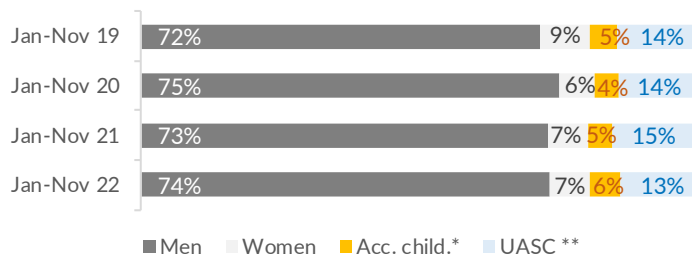
Due to rounding, percentages may not sum to 100% exactly

Top 3 nationalities by country of embarkation, January to November 2022



Demographics of arrivals

January to November 2019 - 2022



Due to rounding, percentages may not sum to 100% exactly

In the first eleven months of 2022, most sea arrivals were adult men (74%), followed by unaccompanied and separated children (UASC, 13%), adult women (7%) and accompanied children (6%).

In November 2022, 1,005 adult women reached Italian shores, originating mainly from Côte d'Ivoire (429), followed by Guinea (198), Syrian Arab Republic (103) and Afghanistan (90).

In the same period, 1,096 UASC arrived in Italy by sea: main nationalities recorded were Egypt (375), Côte d'Ivoire (156), Guinea (112), the Gambia (112) and Tunisia (98).

Nationality and demographics of arrivals – January to November 2022

