Refugee Accommodation Site Monitoring

Update as of 02.09.2022

Romania

Background & Methodology

As of 20th of November 2022, more than 7 million refugees have reportedly fled Ukraine, with 2,285,258 refugees crossing directly from Ukraine into Romania, around 87,885 of whom have remained in the country (UNHCR). To respond to their needs, the Romanian government and civil society organisations have established 1,538 Refugee Accommodation Sites across the country. As of 22nd of November, these centres had a reported capacity to host 54,316 refugees.

To monitor the situation and identify the potential needs of these centres, UNHCR and REACH, with the support of the Romanian Department for Emergency situations (DSU), conducted key informant interviews (KIIs) in accessible sites with site focal points who reported on the situation in the centres. Data collection took place between 17th of May and 2nd of September and it was done through in person and phone interviews. Only sites registered by DSU hosting more than 10 refugees were contacted to be part of the assessment. This factsheet presents the main findings **from 184 active assessed sites.** Findings should be considered indicative.

Number of assessed sites per county - as of 02.09.2022

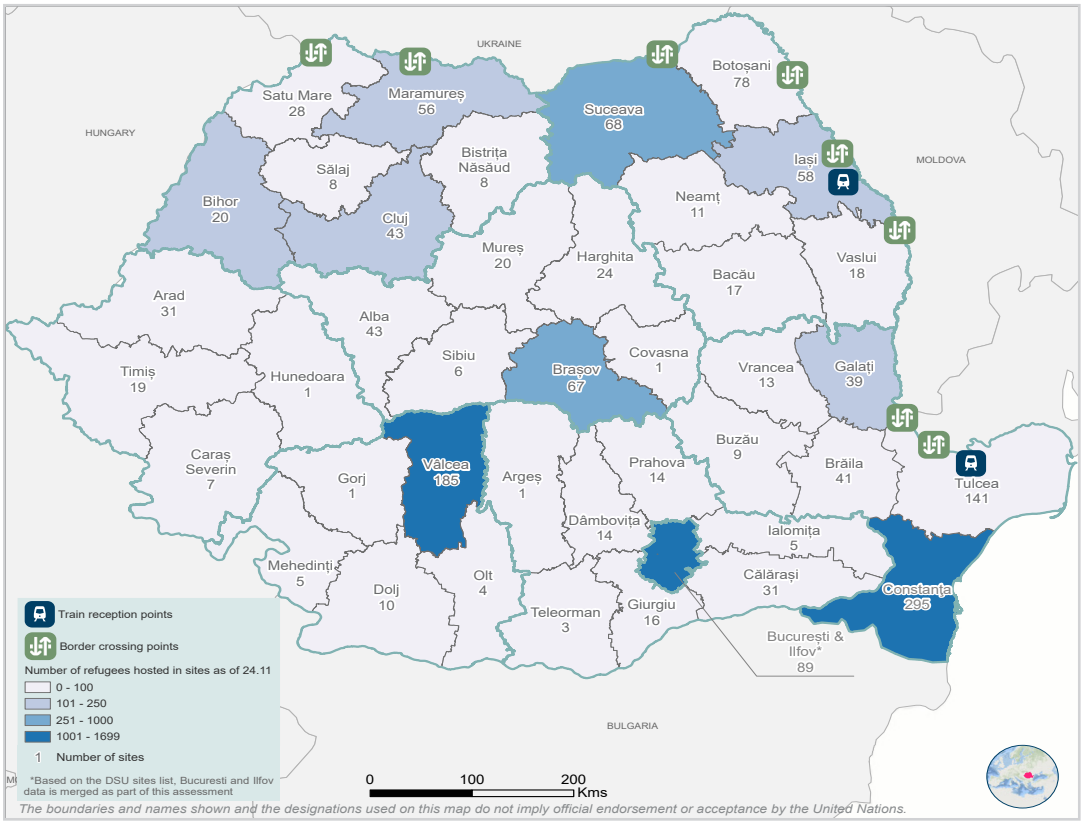

Source: DSU, Registry of Refugee Accommodation Sites, 01.09.2022

Average number of refugees per assessed site

34

Site residents demographics

Proportion of assessed sites by vulnerable groups present at the time of data collection

Single parent families	36%
Older persons with health issues	29%
Persons with disabilities	26%
Persons with serious medical conditions	20%
Pregnant/lactating women	23%

Age breakdown*

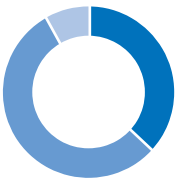

Minors (0-17 years old)	37%
Adults (18-64 years old)	55%
Older persons (65)	8%

Gender breakdown*

Female	65%
Male	35%

Proportion of assessed sites by hosting capacity

10-50 people	51-100 people	More than 100 people
64%	21%	15%

Total reported capacity of sites

# of people currently hosted at the sites	# of places available at the sites
7,760	42,081

Average stay duration in the assessed sites

A few days	3%
One week	5%
More than one week	86%
Not sure	3%

*It should be noted that both the age and gender breakdown findings only reflect the sites where KIs knew the breakdown of refugees hosted (by age and gender).

% of sites in need of items, by type of items

Below is an overview of items that assessed sites reported as needed at the time of data collection for the regular site functioning. While shortages of medical supplies, cleaning items and other appliances (e.g. washing machine, fridge) have been reported, a part of these items was claimed as needed for maintaining steady supplies. **These claims do not necessarily mean sites do not currently have the requested items. Rather, these requests may be based on forward looking considerations about maintaining steady supplies.**

Type of items	% of sites in need of items, by type	% of sites having received items by type since their opening*
Food	77%	77%
Baby food	41%	45%
Cooking items	32%	22%
Sleeping items	32%	38%
Hygiene items	79%	71%
Cleaning items	78%	58%
Infant supplies	36%	40%
Children clothes	38%	50%
Adult clothes	32%	50%
Medical supplies	63%	43%
Supplies for older people and people with disabilities	12%	11%
Other appliances	49%	28%
Education items	71%	No data collected**

*The sites that reported receiving assistance mentioned the sources of donations to be NGOs (62%), private organisations (51%), the host community (44%), volunteer organisations (40%), local authorities (20%), Government (7%) and UN agencies (6%) (multiple choices question).
**This was due to the fact that there were indications from other assessments that there were little to no education items received. Moreover, the survey already had a significant number of questions, hence it was decided to not include this indicator.

Assessed Sites Information

% of sites by site typology

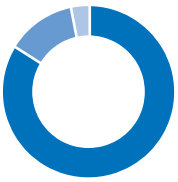

Collective site (pre-existing structure)	84%
Planned site (purpose-built site)	13%
Unplanned site (spontaneous settlement)	3%

% of sites by type of building

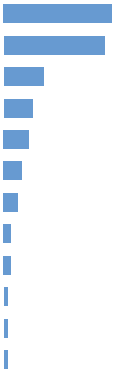

Hotel/hostel	30%
Residential building	28%
Religious building	11%
Education facility	8%
Resort, summer camp	7%
Dormitory	5%
Community centre	4%
Office building	2%
Sports facility	2%
Former factories	1%
Governmental building	1%
Shopping mall	1%

% of sites by expected site duration

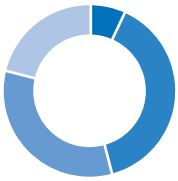

Short-term (less than 3 months)	7%
Medium-term (3 to 12 months)	39%
Long-term (more than 12 months)	34%
Not sure	21%

Reported availability of services at sites

Legal advice

None of the KIs in assessed sites in Maramures reported presence of legal services in their sites

Yes	51%
No	49%

Child-protection services

None of the KIs in assessed sites in Satu Mare, Maramures or Tulcea reported presence of child-protection services in their sites

Yes	34%
No	66%

Gender-Based Violence services

None of the KIs in assessed sites in in Maramures, Tulcea and Valcea presence of Gender-Based Violence protection services in their sites

Yes	36%
No	64%

Mental and psychological support

None of the KIs in assessed sites in Maramures, Satu Mare and Valcea reported mental and pshychological services in their sites

Yes	28%
No	72%

Basic medical services

None of the KIs in assessed sites in Sibiu, Tulcea and Valcea reported provision of basic medical services in their sites

Yes	43%
No	57%

Services for people with dissabilities and special needs

None of the KIs in assessed sites in Sibiu, Tulcea and Valcea reported provision of services for people with disabilities and special needs in their sites

Yes	47%
No	53%

Complaints and Response Mechanism

Thirty-seven percent (37%) of the KIs in assessed sites in Vilcea reported the existence of complaints and response mechanism services in their sites

Yes	72%
No	28%

Translation services

Fifteen percent (15%) of the KIs in assessed sites in Maramures reported basic translation services available in their sites

Yes	60%
No	40%

Formal education

None of KIs in assessed sites in Tulcea reported formal education services in their sites

Yes	72%
No	28%

County-Level Information

County	# of sites	# of assessed sites	# of refugees hosted at the moment of the interview	County-wide capacity at the moment of the interview	County-wide occupancy rate at the moment of the interview
Alba	43	1	72	364	20%
Arad	31	1	18	872	2%
Arges	1	Not assessed	4	250	2%
Bacau	17	4	72	545	13%
Bihor	20	5	150	812	18%
Bistrita Nasaud	8	1	19	517	4%
Botosani	78	3	52	2,796	2%
Braila	41	2	24	1,040	2%
Brasov	67	21	896	2,444	37%
Bucuresti-Ilfov	79	31	1,577	4,361	36%
Buzau	9	2	32	374	9%
Calarasi	31	2	28	1,721	2%
Caras Severin	7	Not assessed	1	280	0%
Cluj	43	2	192	1,519	13%
Constanta	295	23	1,857	10,084	18%
Covasna	1	Not assessed	11	32	34%
Dambovita	14	Not assessed	0	513	0%
Dolj	9	1	19	413	5%
Galati	39	6	378	1,335	28%
Giurgiu	16	Not assessed	29	572	5%
Gorj	1	Not assessed	0	36	0%
Harghita	24	1	8	467	2%
Hunedoara	1	Not assessed	0	40	0%
Ialomita	5	Not assessed	3	153	2%
Iasi	58	9	254	1,569	16%
Maramures	56	13	190	1,421	13%
Mehedinti	5	Not assessed	1	150	1%
Mures	20	2	14	491	3%
Neamt	11	1	70	566	12%
Olt	4	Not assessed	0	161	0%
Prahova	14	4	135	750	18%
Salaj	8	Not assessed	0	483	0%
Satu Mare	28	13	61	1,294	5%
Sibiu	6	5	82	217	38%
Suceava	68	12	373	2,698	14%
Teleorman	3	2	3	78	4%
Timis	19	Not assessed	84	690	12%
Tulcea	141	4	156	4,856	3%
Valcea	185	11	785	2,945	27%
Vaslui	18	1	47	1,019	5%
Total	**1,538**	**184**	**7,760**	**51,528**	**15%**

Source: DSU, Registry of Refugee Accommodation Sites, 01.09.2022