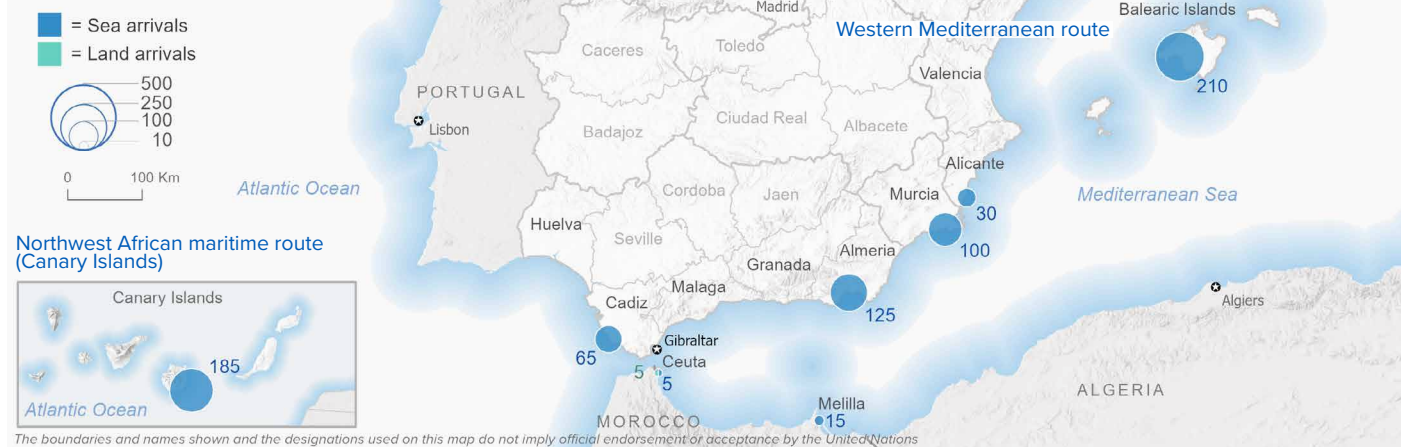


SPAIN Weekly snapshot - Week 52 (26 Dec 2022 - 1 Jan 2023)

The charts below are based on figures from the Ministry of Interior and UNHCR estimates. All figures are provisional and subject to change

Refugees & migrants: sea and land arrivals in week 52¹



The boundaries and names shown and the designations used on this map do not imply official endorsement or acceptance by the United Nations

Arrivals in Spain

31,763
 Arrivals as of 31 Dec 2022²
-26%
 Dif. 2021

29,895
 Sea Arrivals²
 Dif. 2021: -29%

1,868
 Land Arrivals²
 Dif. 2021: +53%

741
 Arrivals Week 52¹
 Dif. last week: +85%
 Dif. 2021: -21%

Western Mediterranean

16,081
 Arrivals as of 31 Dec 2022²
-20%
 Dif. 2021

14,213
 Sea Arrivals²
 Dif. 2021: -25%

1,868
 Land Arrivals²
 Dif. 2021: +53%

555
 Arrivals Week 52¹
 Dif. last week: +71%
 Dif. 2021: +58%

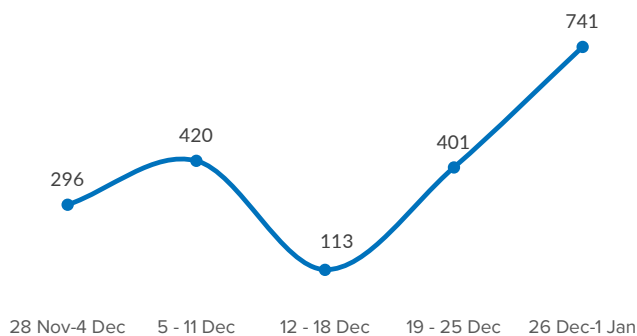
Northwest African maritime (Canary Islands)

15,682
 Arrivals as of 31 Dec 2022²
-32%
 Dif. 2021

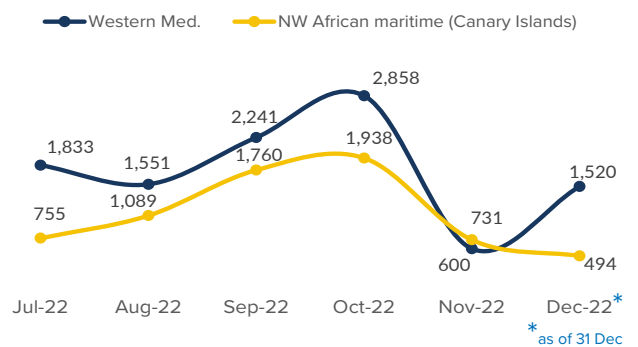
15,682
 Sea Arrivals²
 Dif. 2021: -32%

186
 Arrivals Week 52¹
 Dif. last week: +142%
 Dif. 2021: -69%

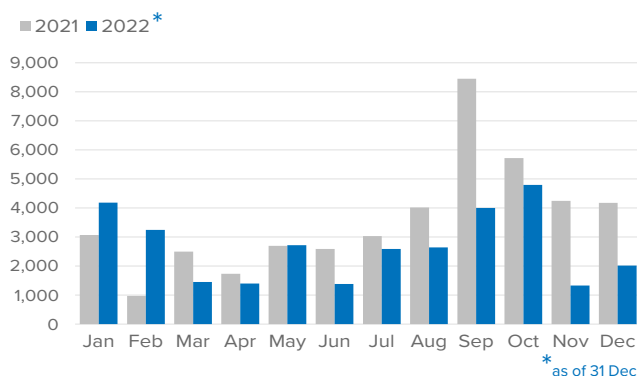
Arrivals in Spain during the last five weeks¹



Arrivals in Spain by route during the last six months²



Arrivals in Spain per month²



Arrivals in Spain per year²

