



# Tanzania Refugee Population Update

as of 31 December 2022



## Key Figures



# 247,207\*

Population of Concern



**83.5%**  
206,350  
Living in camps



**7.7%**  
18,950  
Living in settlements



**8.7%**  
21,507  
Living in villages



**0.1%**  
250  
Living in urban area

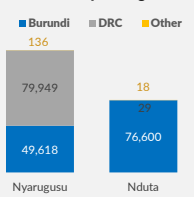


**88%**  
218,453  
Refugees

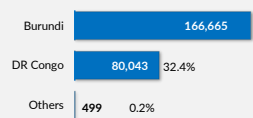


**12%**  
28,754  
Asylum-seekers

### Camp-based population by country of origin



### Country of origin



## Age and Gender

0-17



**56%**

Children

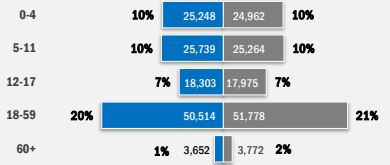
60+



**3%**

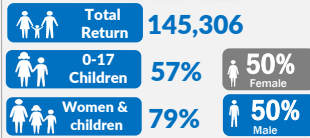
Older People

Age (Years)



## Durable Solutions

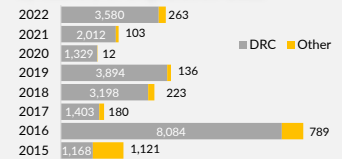
### Voluntary return of Burundian refugees, 2017-2022



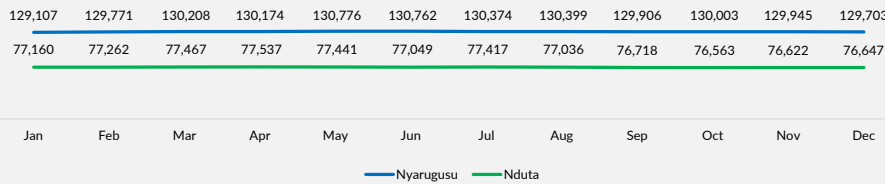
### Local integration

**162,000** former Burundian refugees (1972) granted citizenship by the Government of Tanzania.

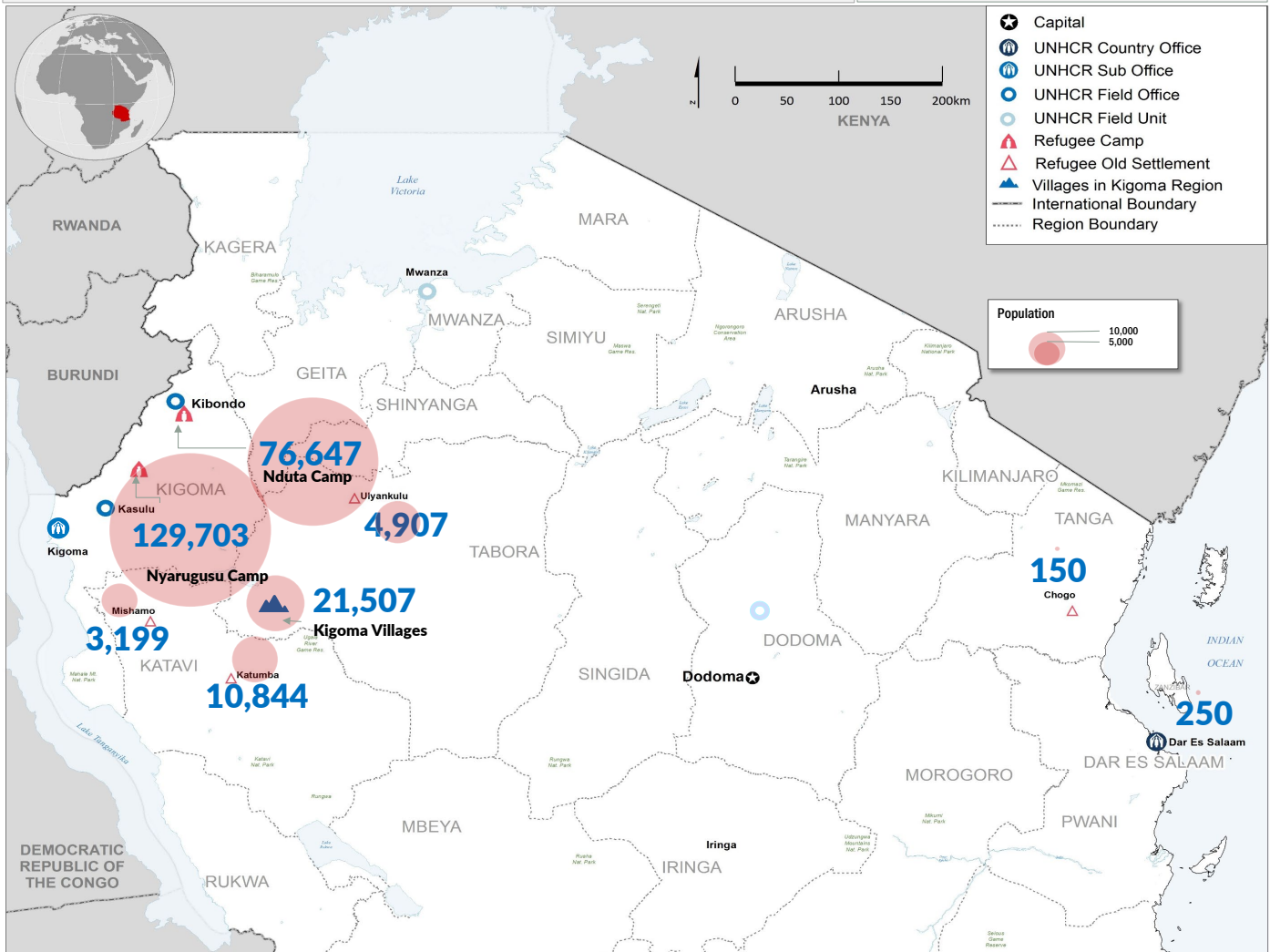
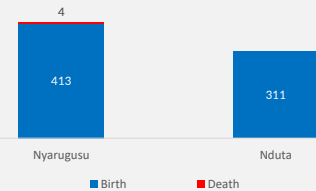
### Resettlement departures by country of origin, 2015-2022



## Camp population trend: Jan 2022 to Dec 2022



## Births vs Deaths



The boundaries and names shown and the designations used on this map do not imply official endorsement or acceptance by the United Nations. Sources: Boundaries: UNCS; Background: USGS; Data: Government of Tanzania, UNHCR.

For more information, please contact: MALLYA@unhcr.org or visit: <https://data2.unhcr.org/en/situations/burundi/location>