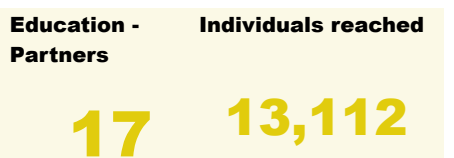
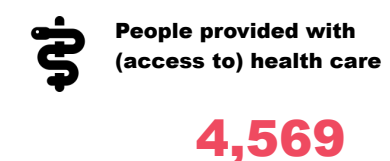
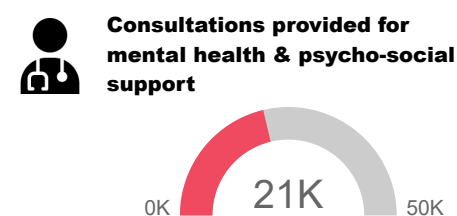
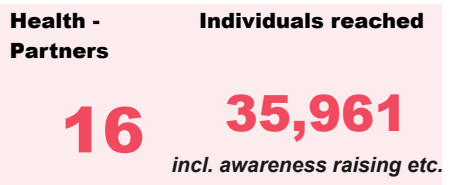
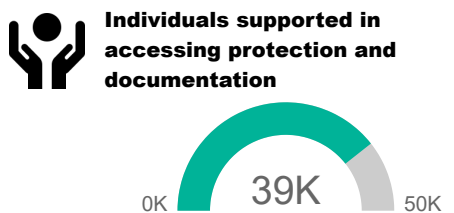
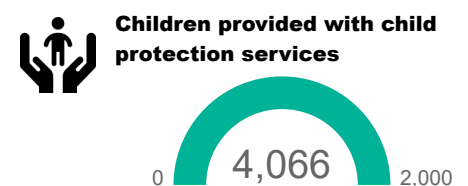
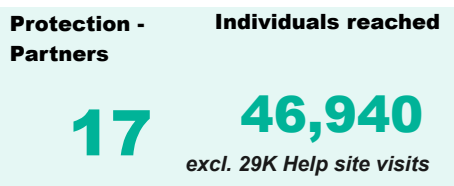
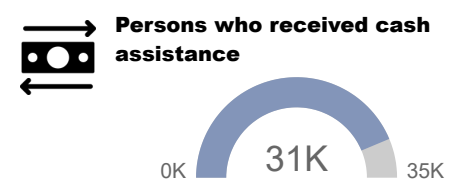
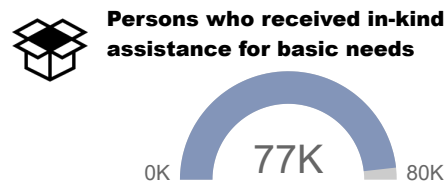
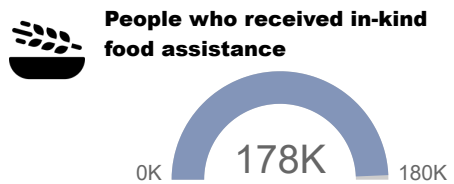


As of 1 February 2023, **27 partners** reported on their achievements against the Hungary Refugee Response Plan:

Budapest Municipality, Cordelia, EMMA, Foundation of the Ukrainian Greek Catholic Church, From Street to Homes Association (ULE), Hungarian Baptist Aid, Hungarian Charity Service of the Order of Malta, Hungarian Evangelical Fellowship and Oltalom Charity Society, Hungarian Helsinki Committee, Hungarian Interchurch Aid, Hungarian Red Cross, Hungarian Reformed Church Aid, Jesuit Refugee Service, Mandák Ház, Menedék Hungarian Association for Migrants, IOM, Migration Aid, Next Step, Patent Association, Romaversitas, Terres des Hommes CH, Trauma Center, Ukrainian Association Unity, UNHCR, UNICEF, United Way, Vamos Foundation (Lexis)

ACHIEVEMENTS BY SECTOR

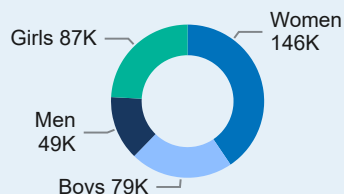


* as reported by partners, government figures on enrolment of Ukrainian refugees are not available
** incl. provision of learning materials, previously counted under formal education

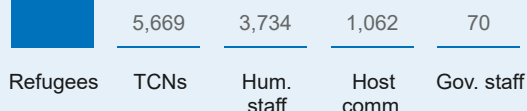
INDIVIDUALS REACHED & PARTNERS BY SECTOR

Individuals reached

404,545



394,010



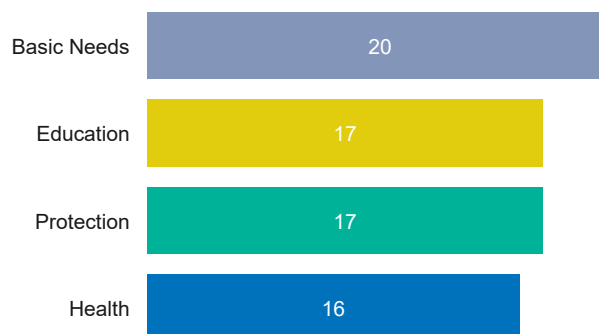
Individuals reached - by county

County	Women	Girls	Boys	Men	Total
Szabolcs Szatmar Bereg	73,927	50,413	43,570	20,778	192,080
Budapest	65,715	31,683	29,303	24,921	165,200
N/A	411	5	5	245	4,508
Borsod Abauj Zemplen	352	226	207	61	1,104
Gyor Moson Sopron	391	108	125	120	754
Somogy	88	69	328	40	679
Hajdu Bihar	142	160	99	57	669
Pest	24	76	78	0	520
Fejer	64	40	40	64	459
Csongrad	195	65	86	15	433
Heves	34	24	20	15	357
Komarom Esztergom	9	12	13	5	229
Bacs Kiskun	40	36	32	23	162
Nograd	1	2	1	0	77
Bekes	4	0	0	2	72
Jasz Nagykun Szolnok	0	0	0	0	64
Veszprem	0	0	0	0	63
Vas					40
Zala	0	0	0	0	24
Tolna					19

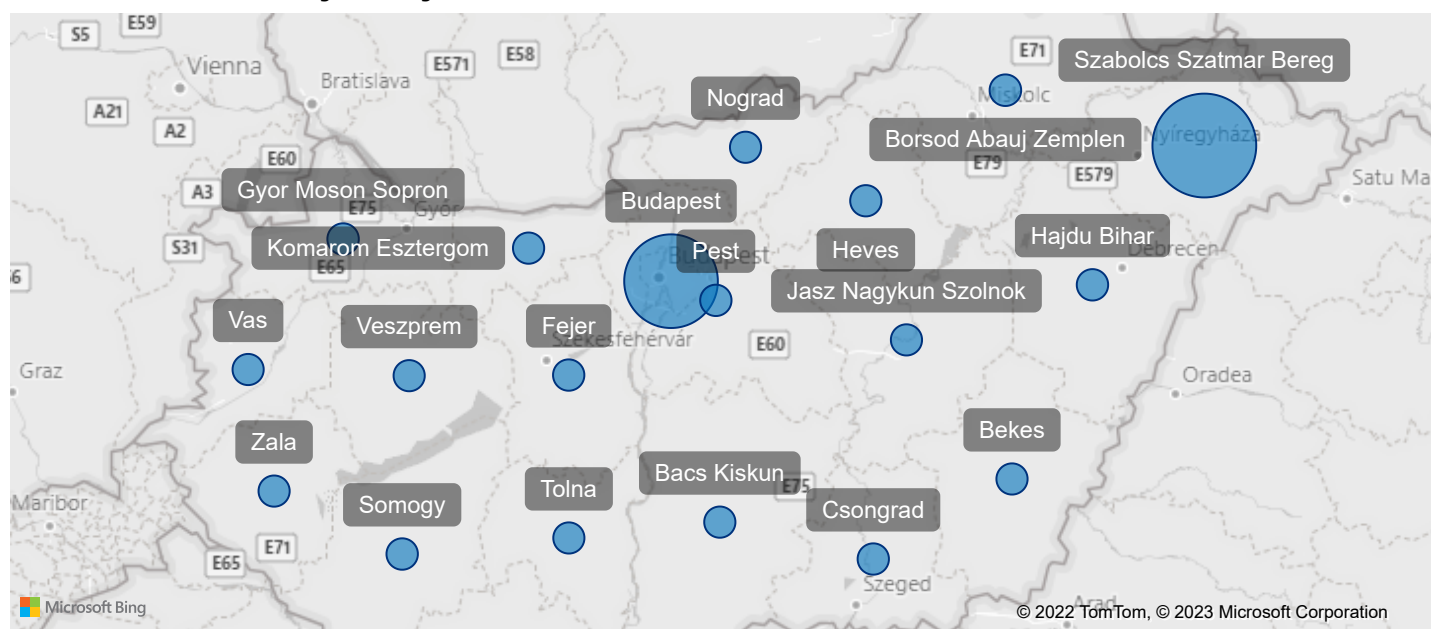
Individuals reached - by sector

Sector	Women	Girls	Boys	Men	Total
Basic Needs	115,993	74,061	66,266	36,852	308,491
Protection	13,036	3,582	3,607	6,760	46,981
Health	16,332	6,327	5,586	5,083	35,961
Education	1,051	3,277	3,133	318	13,112

Partners - by sector



Individuals reached - by county



Note: The number of individuals reached is an estimate and can contain double counting. Not all data includes a gender/age breakdown, therefore the number of women, girls, men and boys reached does not equal the total number of individuals reached. For Protection, the number of individuals reached does not include visits to the UNHCR Help website.