

**1,242,000**

Interventions by UNHCR and its partners to direct beneficiaries<sup>1</sup>

**7,637,363**

Interventions by UNHCR and its partners to indirect beneficiaries

**755,847**

People benefited from protection services

**412,836**

People supported to meet their basic needs

**63,898**

People benefited from community empowerment activities

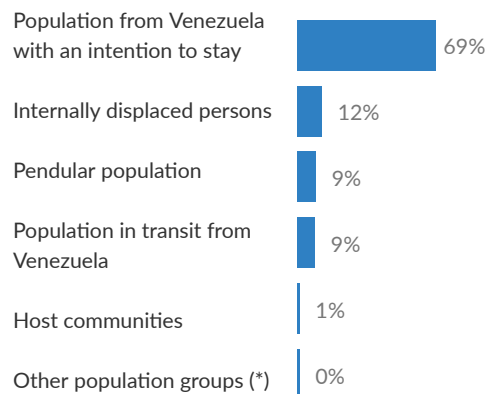
**9,419**

People benefited from durable solutions activities

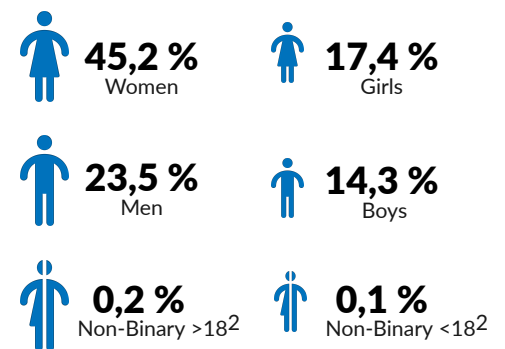
In 2022, UNHCR reinforced and complemented local and national efforts to respond to the humanitarian needs of the population from Venezuela, internally displaced persons (IDPs) and host communities. Interventions sought to mobilize protection and opportunities for the different populations of concern to access their rights and meet their basic needs.

Efforts were also made to empower communities, and strengthen the capacity of local and national institutions to provide protection and assistance.

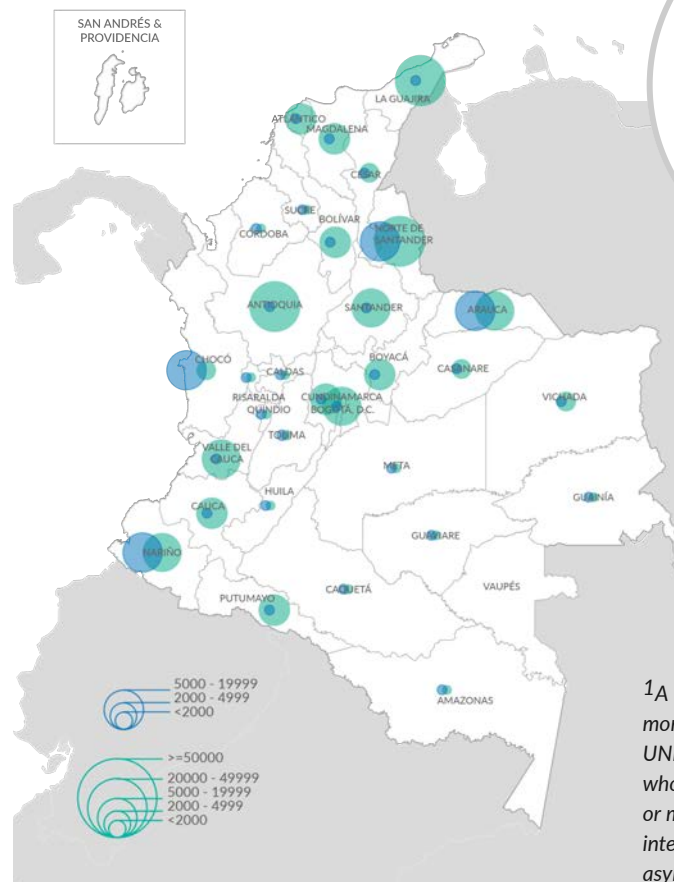
### UNHCR Beneficiaries



### Disaggregation



### Geographic location of beneficiaries



**91k**  
Internally displaced persons

**944k**  
Refugees and migrants<sup>3</sup>

**31**  
Departments

**472**  
Municipalities

<sup>1</sup>A UNHCR beneficiary may benefit from more than one direct intervention from UNHCR and its partners. <sup>2</sup>Any person who does not identify with being a woman or man. <sup>3</sup>Includes population with an intention to stay, in transit, pendular, asylum-seekers, and refugees.

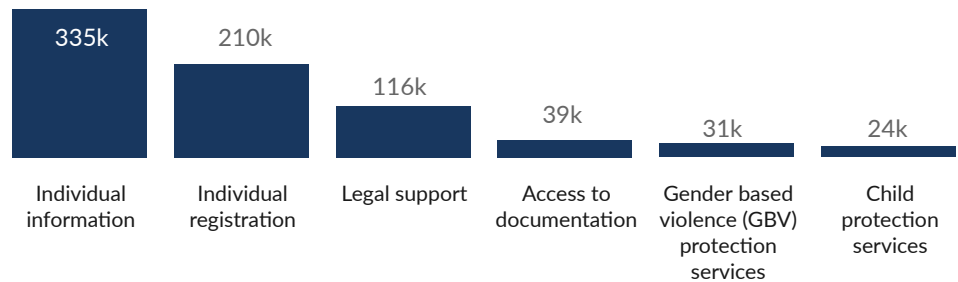
UNHCR works to empower and assist refugees and internally displaced persons to access their rights and meet their basic needs.

UNHCR also promotes a safe and protective environment for all the people it serves, through inclusion and opportunities to find durable solutions.

## Protection

 **755,847**

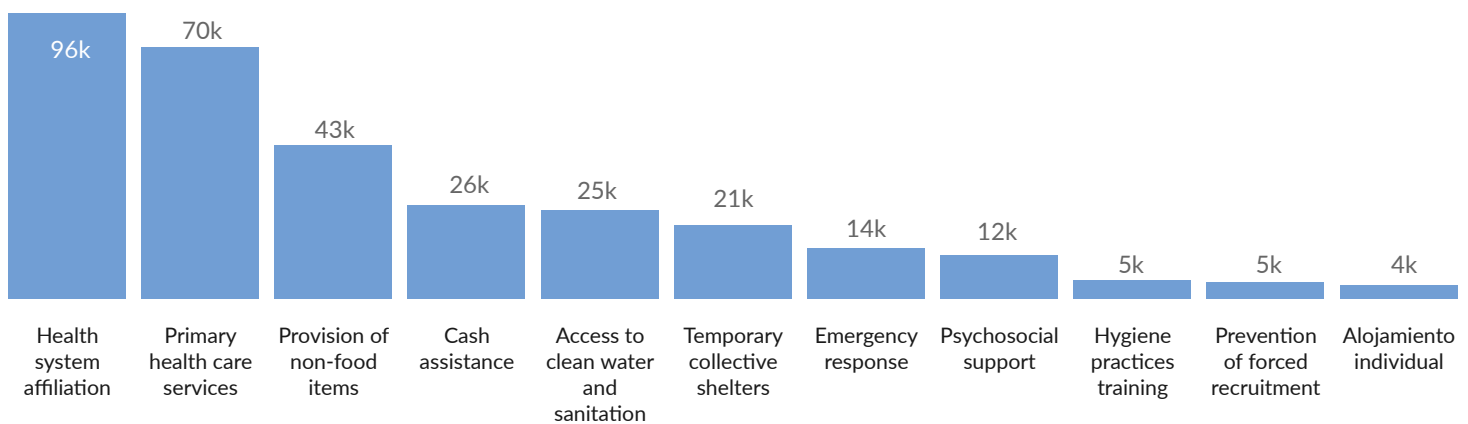
### Beneficiaries



## Basic Needs

 **412,836**

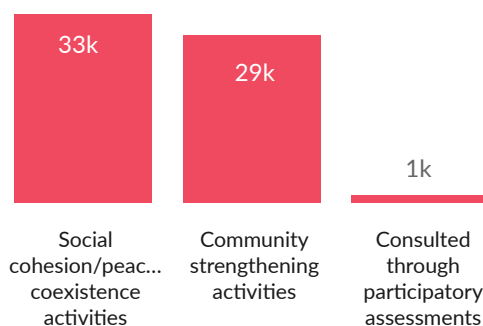
### Beneficiaries



## Community Empowerment

 **63,898**

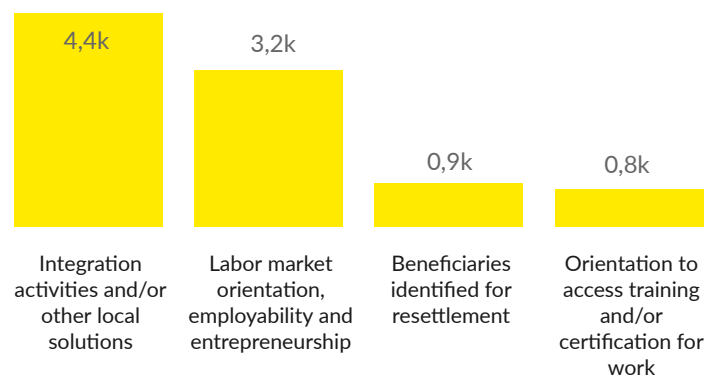
### Beneficiaries




## Integration and Livelihoods

 **9,419**


### Beneficiaries



## Other interventions

  
**8,237**  
Personal protective equipment

  
**185,496**  
Non-food items

  
**11,392**  
Personal hygiene items

  
**4,873**  
Actors or entities strengthened

  
**27,262**  
Trainings for officials