



# Tanzania Refugee Population Update

as of 31 January 2023



## Key Figures



# 247,965\*

Population of Concern



**83.6%**  
207,109  
Living in camps



**7.6%**  
18,950  
Living in settlements



**8.7%**  
21,507  
Living in villages



**0.1%**  
249  
Living in urban area

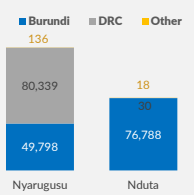


**88%**  
219,101  
Refugees

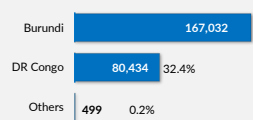


**12%**  
28,864  
Asylum-seekers

### Camp-based population by country of origin



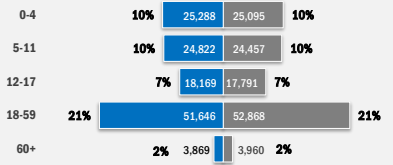
### Country of origin



## Age and Gender

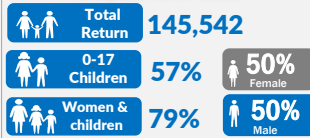


Age (Years)



## Durable Solutions

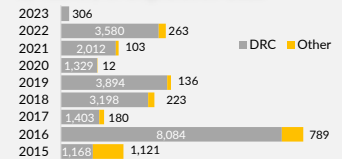
### Voluntary return of Burundian refugees, 2017-2023



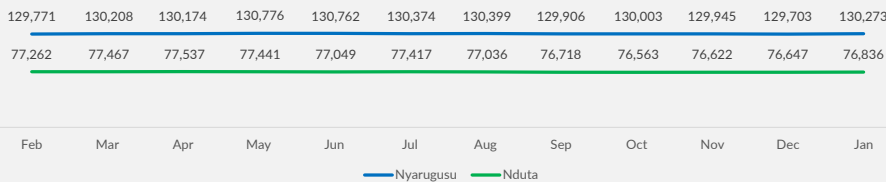
### Local integration

**162,000** former Burundian refugees (1972) granted citizenship by the Government of Tanzania.

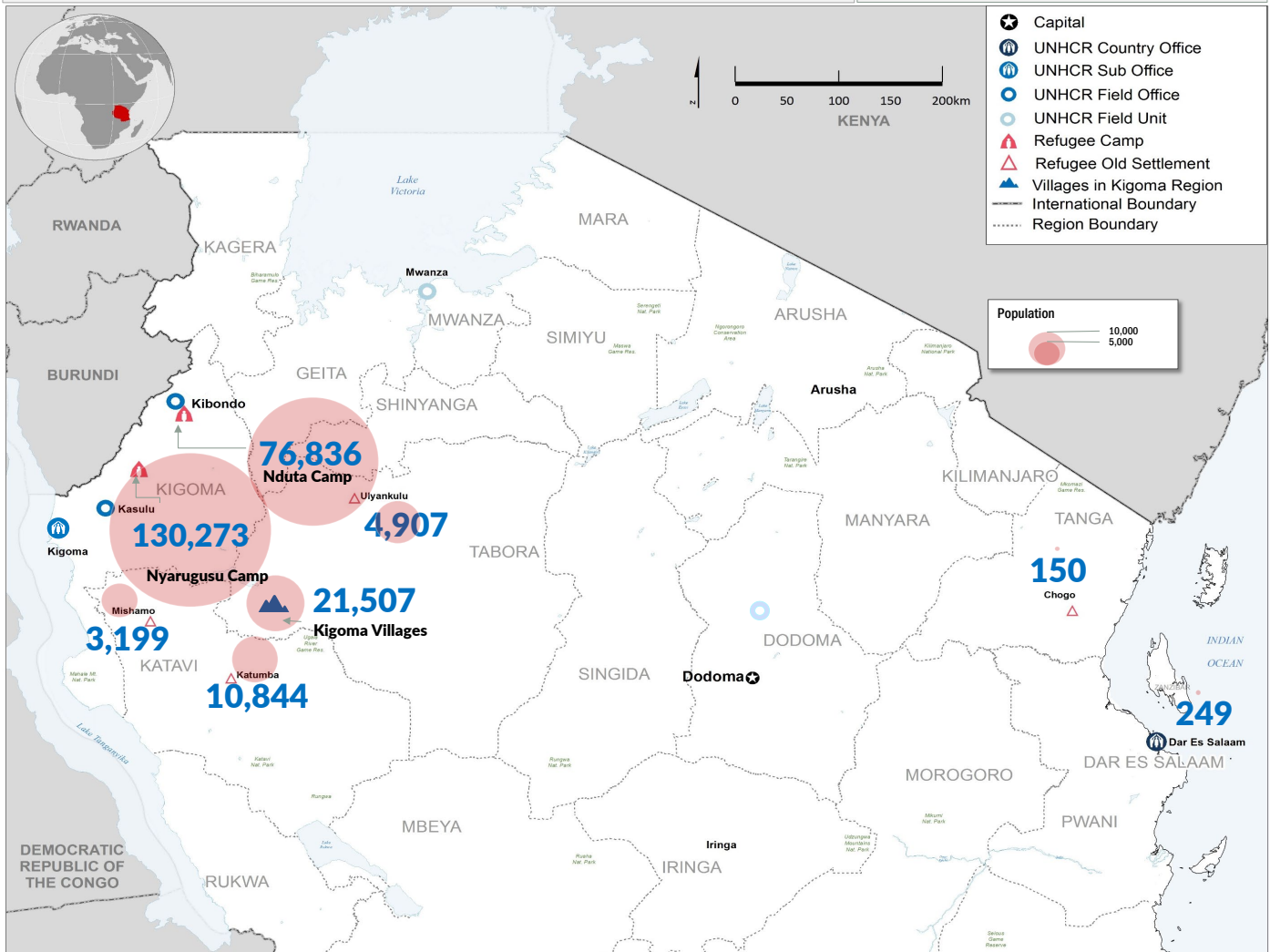
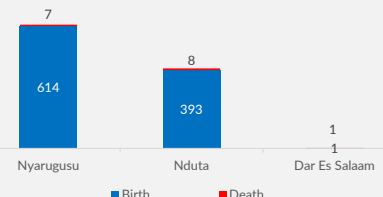
### Resettlement departures by country of origin, 2015-2023



## Camp population trend: Feb 2022 to Jan 2023



## Births vs Deaths



The boundaries and names shown and the designations used on this map do not imply official endorsement or acceptance by the United Nations. Sources: Boundaries: UNCS; Background: USGS; Data: Government of Tanzania, UNHCR.

For more information, please contact: MALLYA@unhcr.org or visit: <https://data2.unhcr.org/en/situations/burundi/location>