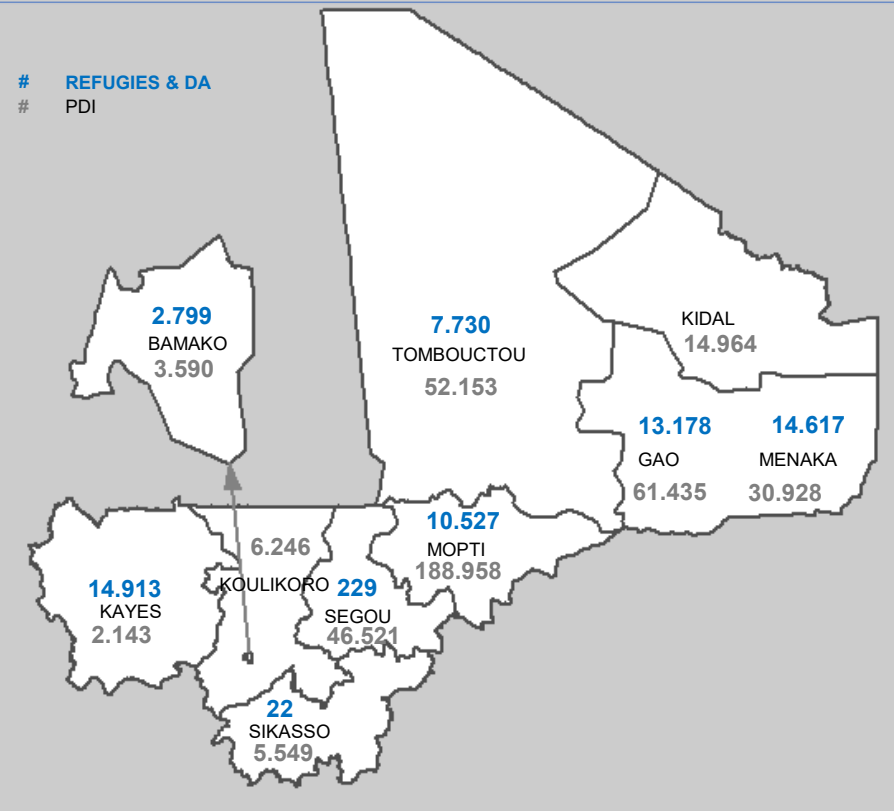


**1.285.045** PERSONNES RELEVANT DU HCR

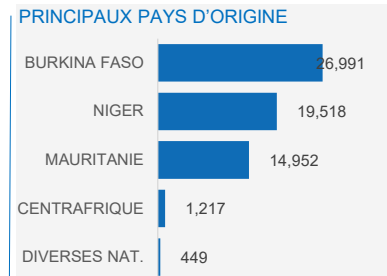
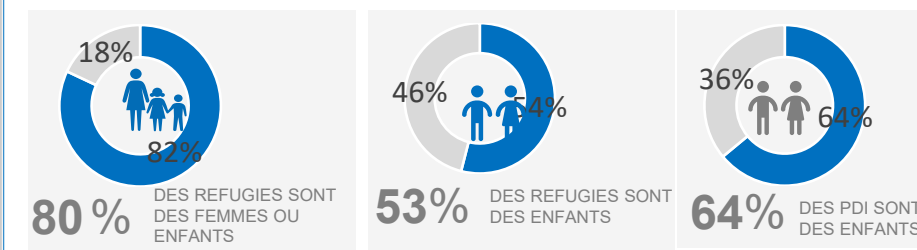
**64.015** REFUGIES      **84.996** RAPATRIES

**412.387** PDI      **723.647** RETOURNES

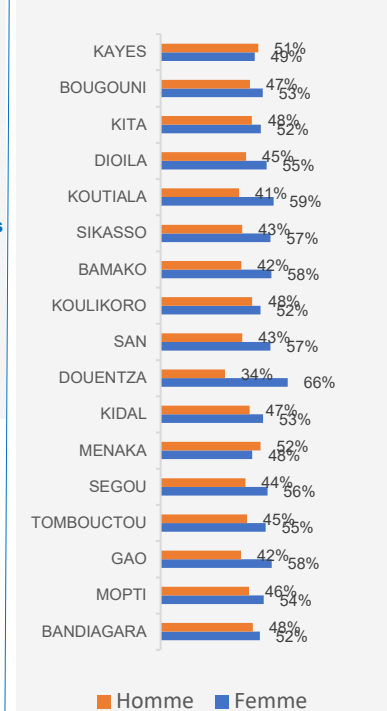
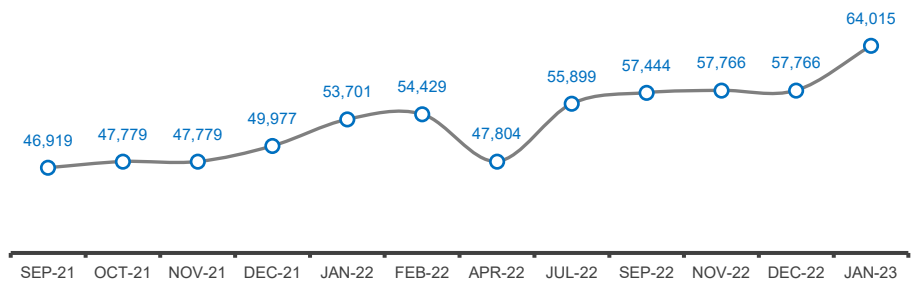
# REFUGIES & DA  
 # PDI


**REFUGIES ET DEMANDEURS D'ASILE AU MALI**

	Menage	0-4 ans		5 - 11 ans		12 - 17 ans		18-59 ans		+60 ans		TOTAL
		FEMME	HOMME	FEMME	HOMME	FEMME	HOMME	FEMME	HOMME	FEMME	HOMME	
KAYES	3,298	746	760	1,746	1,836	1,415	1,362	3,174	3,214	251	409	14,913
MENAKA	3,171	1,062	1,152	2,445	2,512	935	868	3,086	2,076	233	248	14,617
GAO	3,272	933	929	2,053	1,869	821	741	2,969	2,384	184	295	13,178
MOPTI	5,382	951	988	839	686	266	231	4,029	1,839	438	260	10,527
TOMBOUCTOU	1,122	615	659	996	1,263	524	510	1,843	1,051	124	145	7,730
BAMAKO	1,400	65	83	206	204	175	177	799	964	63	63	2,799
SEGOU	94	20	30	22	20	7	7	63	46	3	11	229
SIKASSO	5	1	4	2	4	2	1	3	3	0	2	22
<b>TOTAL</b>	<b>17,744</b>	<b>4,393</b>	<b>4,605</b>	<b>8,309</b>	<b>8,394</b>	<b>4,145</b>	<b>3,897</b>	<b>15,966</b>	<b>11,577</b>	<b>1,296</b>	<b>1,433</b>	<b>64,015</b>


**ANALYSE DES CHIFFRES DES PDI**

REGIONS	MENAGES	FEMMES	HOMMES	TOTAL INDIVIDUS
BANDIAGARA	15,390	47,701	44,411	92,112
MOPTI	15,683	45,534	39,047	84,581
GAO	12,122	35,609	25,826	61,435
TOMBOUCTOU	9,807	28,599	23,554	52,153
SEGOU	8,662	19,682	15,613	35,295
MENAKA	7,558	14,804	16,124	30,928
KIDAL	2,479	8,003	6,961	14,964
DOUENTZA	1,663	8,136	4,129	12,265
SAN	2,429	6,433	4,793	11,226
KOULIKORO	790	2,210	2,031	4,241
BAMAKO	938	2,078	1,512	3,590
SIKASSO	402	1,555	1,158	2,713
KOUTIALA	310	1,189	827	2,016
DIOILA	363	1,109	896	2,005
KITA	228	748	682	1,430
BOUGOUNI	95	384	336	720
KAYES	117	350	363	713
<b>Total</b>	<b>79,036</b>	<b>224,124</b>	<b>188,263</b>	<b>412,387</b>


**PDI PAR REGION & PAR SEXE**

**EVOLUTION DES CHIFFRES DES REFUGIES (12 DERNIERS MOIS)**

**EVOLUTION DES CHIFFRES DES PDI (12 DERNIERS MOIS)**
