

Population
Refugees and asylum-seekers

Individuals: **7,882**
Households: **1,781**

Settlement ▼

Oruchinga ▼

Target year ▼

2022 ▼

UCRRP Partners 12

GOVT **02**

UN Agencies **02**

NNGOs **02**

INGOs **08**

Sector	Indicator	Actual	Target
--------	-----------	--------	--------

Education



% children enrolled in Primary 129




Teacher Pupil ratio (1:65) 46



Health & Nutrition



Under 5 mortality rate 0.32



Severe acute malnutrition recovery rate 100



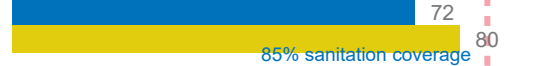
WASH



of litres per person per day 21



% household latrine coverage 72




Energy & Environment



of hectares woodlots/plantations maintained 200



of HH supported with clean and/or energy efficient technologies for cooking 265



Food Security



of refugees and asylum seekers receiving food assistance disaggregated by modality (Cash + In-kind) 248



Quantity of food provided (Metric Tonnes) 52



Livelihoods & Resilience

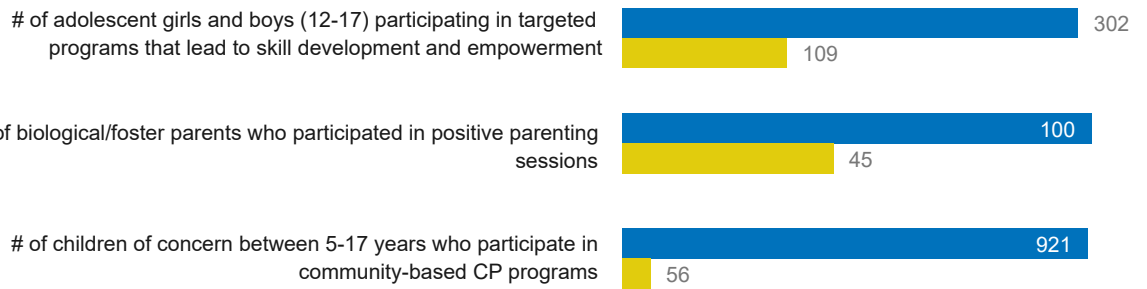


% of PoCs with access to arable land 78



Sector	Indicator	Actual	Target
--------	-----------	--------	--------

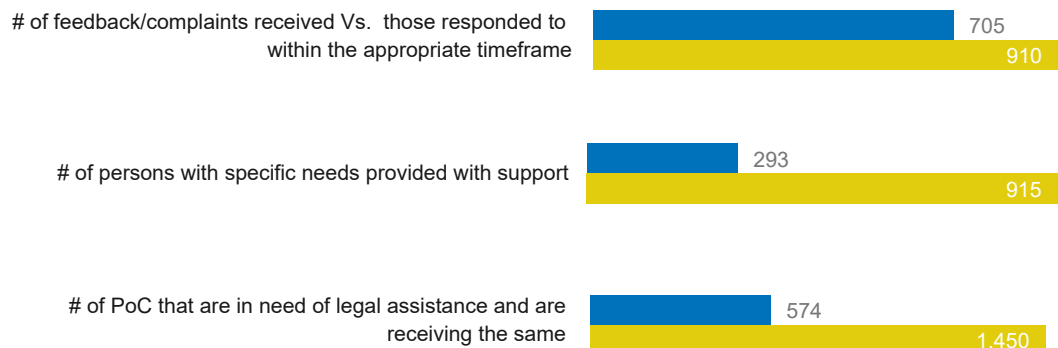
Child Protection



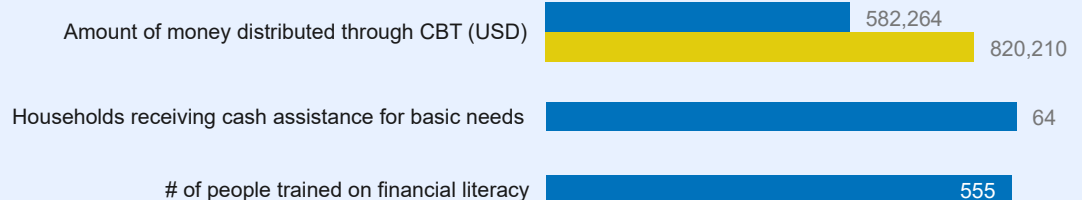

GBV



Protection



CBI Modality



List of Partners who reported as of Q4 2022, UN Agencies and Government

National NGOs

Nsamizi, and TPO

International NGOs

AIRD, Alight, DRC, FRC, MTI, WCC, WCH and WIU

UN Agencies

UNHCR and WFP

Government

OPM, Isingiro DLG