

SPAIN ASYLUM APPLICATIONS

1 Jan - 31 Dec 2022



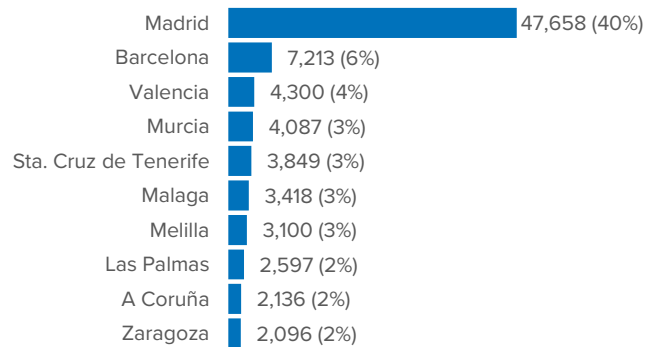
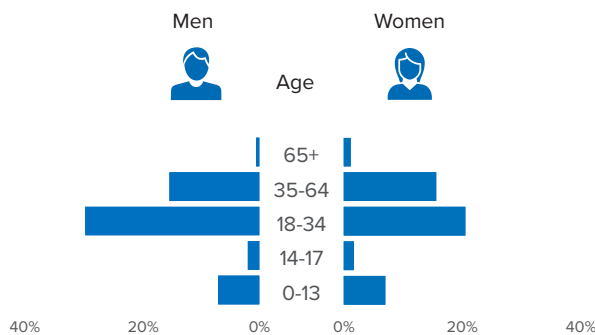
118,842 New asylum app. until 31 Dec 2022 ↑ 82% Dif. 2021

16% Recognition rate 39% Protection rate¹

134,740 Total Pending app.² ↑ 30% Dif. 2021

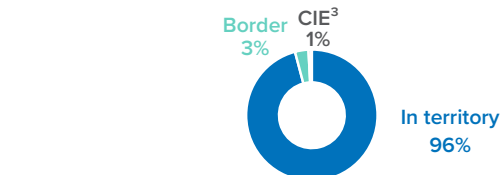
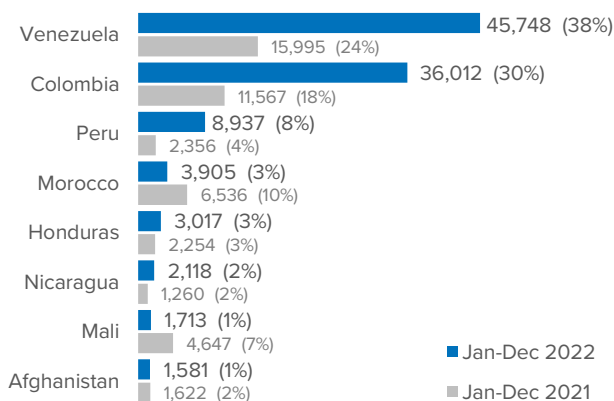
Number of asylum applications by gender/age²

Main provinces of asylum applications

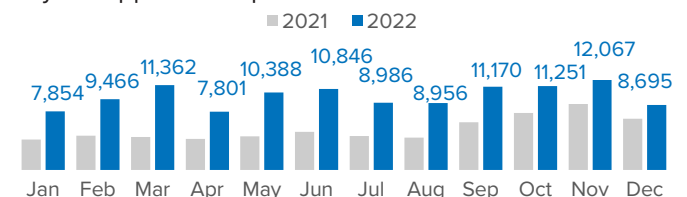


Most common nationalities of asylum applicants

Asylum applications by place of submission



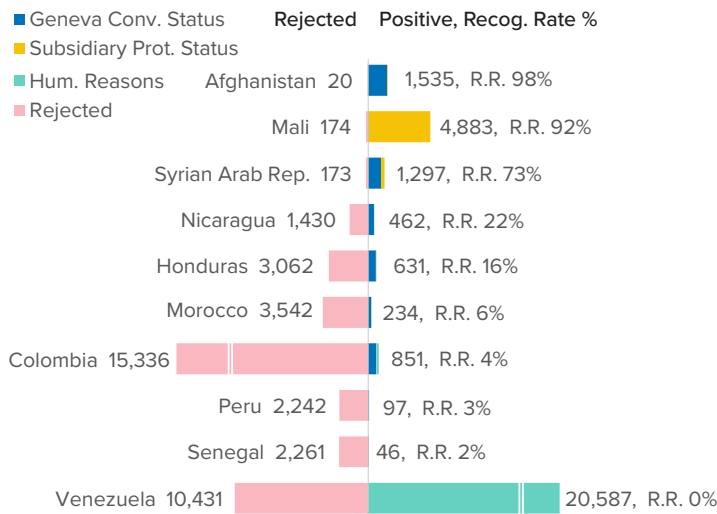
Asylum applications per month



Source: Unless otherwise indicated, provisional figures published by the Asylum and Refugee Office, Ministry of Interior, Spain.

¹Protection rate: Refugee status, subsidiary protection, and humanitarian reasons.

²Eurostat as of Dec 2022 ³CIE: Removal detention centre (In Spanish: *Centro de Internamiento de Extranjeros*, CIE)

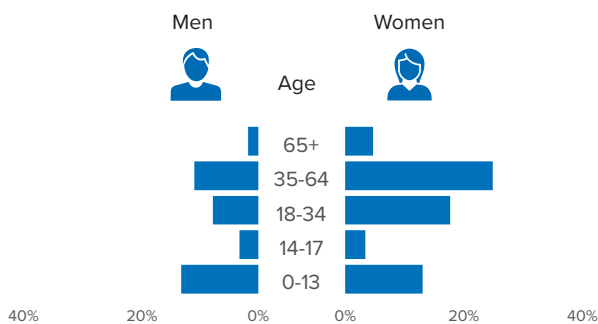
Eligibility Commission proposals⁴: 91,266


TEMPORARY PROTECTION

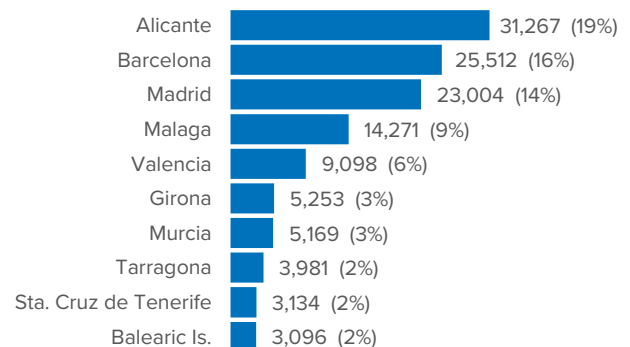
11 Mar - 31 Dec 2022

161,012 Temporary Protection app.⁵
98% Ukrainians
2% Third country nationals

Number of temporary protection applications by gender/age



Main provinces of temporary protection applications

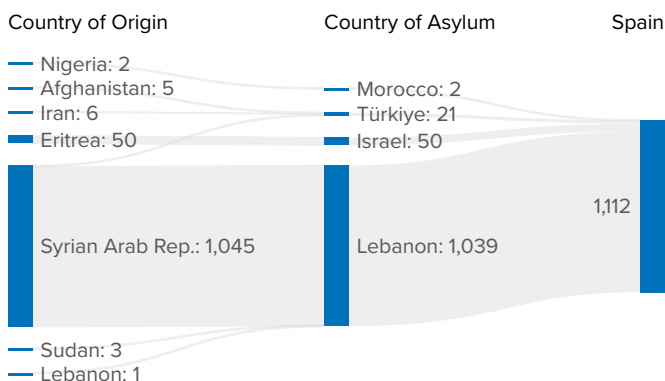


RESETTLEMENT

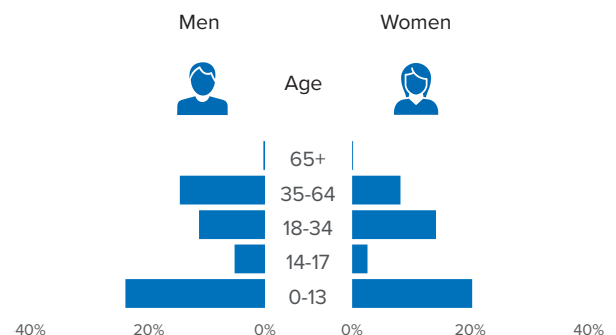
1 Jan - 31 Dec 2022

1,112 Refugees resettled in Spain⁶

Refugees resettled in Spain by country of origin and country of asylum



Refugees resettled in Spain by gender/age


⁴Proposals by the Interministerial Eligibility Commission recommended to the Minister of Interior.

⁵Source: Ministry of Interior

⁶For more information on countries of resettlement: [UNHCR Resettlement Data Finder](#)