Registered Refugees and Asylum-Seekers in DRC

Key Figures

523 121 Refugees and Asylum Seekers

520 682 Registered Refugees

2439 Asylum Seekers

221 906 Refugees and Asylum Seekers biometrically registered

492 Ex refugees Congolese who had returned to DRC

Situation Overview

The refugee population in DRC decreased from **521,011** to **520,682**, a decrease of 0.06% due to the voluntary repatriation of Rwandans. Asylum seekers increased from **2,162** to **2,439**, an increase of 3%, mainly Burundians (168), Rwandans (57) and other nationalities (52) whose addresses have been updated. 492 Congolese (ex-refugees) were repatriated to DRC from Zambia (440), South Africa (40), Cental Afrique (7), Guinea (3), Nigeria (1) and Mali (1). **366** Rwandan refugees were repatriated to Rwanda.

Age and Gender of Refugee Population

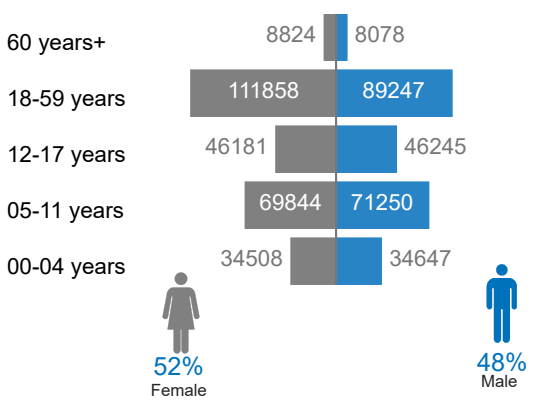

Réfugiee by type of location

389 649 — 75% Rural

122 541 — 24% In settlements

8 492 — 2% Urban

Refugee in settlements

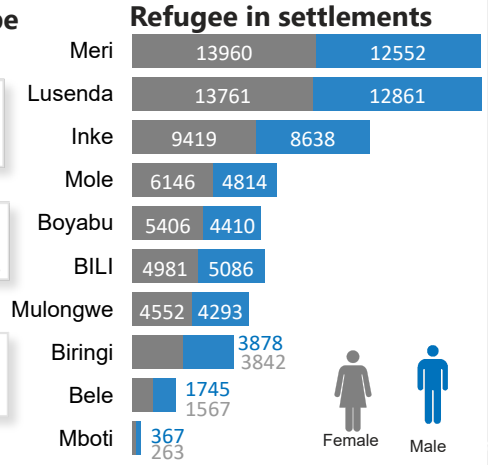

Total urban Refugee

Location	F	H
Goma	1654	1581
Lubumbashi	1010	1089
Bukavu	796	972
Kinshasa	426	456
Kalemie	225	283
Total	**4111**	**4381**

F : Female

H : Male

Refugee Population by Country of Origin

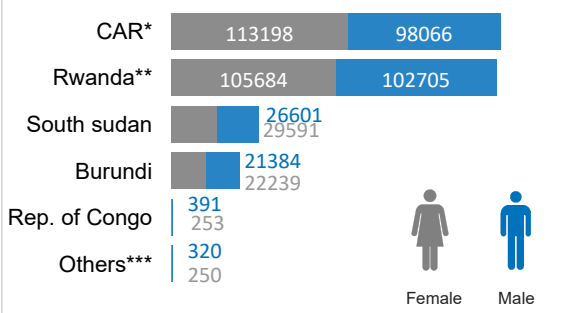

* Central African Republic

** 133,966 is the number of Rwandan refugees in the DRC registered by the DRC government not yet biometrically verified.

*** Other countries include Angola, Sudan, Uganda, Somalia, Côte d'Ivoire, Eritrea, Syria, Liberia, Chad and Sierra Leone.

Refugee Population by Province in DRC

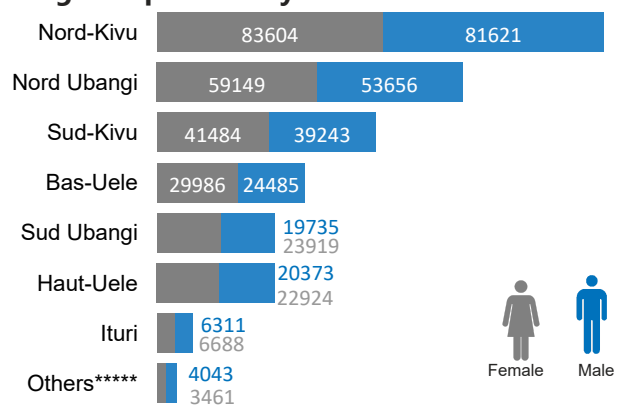

***** The other provinces include Haut-Katanga (2402), Kinshasa (882), Lualaba (932), Lomami (788), Kongo-Central (747), Maniema (612), Tanganyika (776), Equateur (340), Tshuapa (14) and Kasai-Oriental (11).

Location of refugee population in DRC

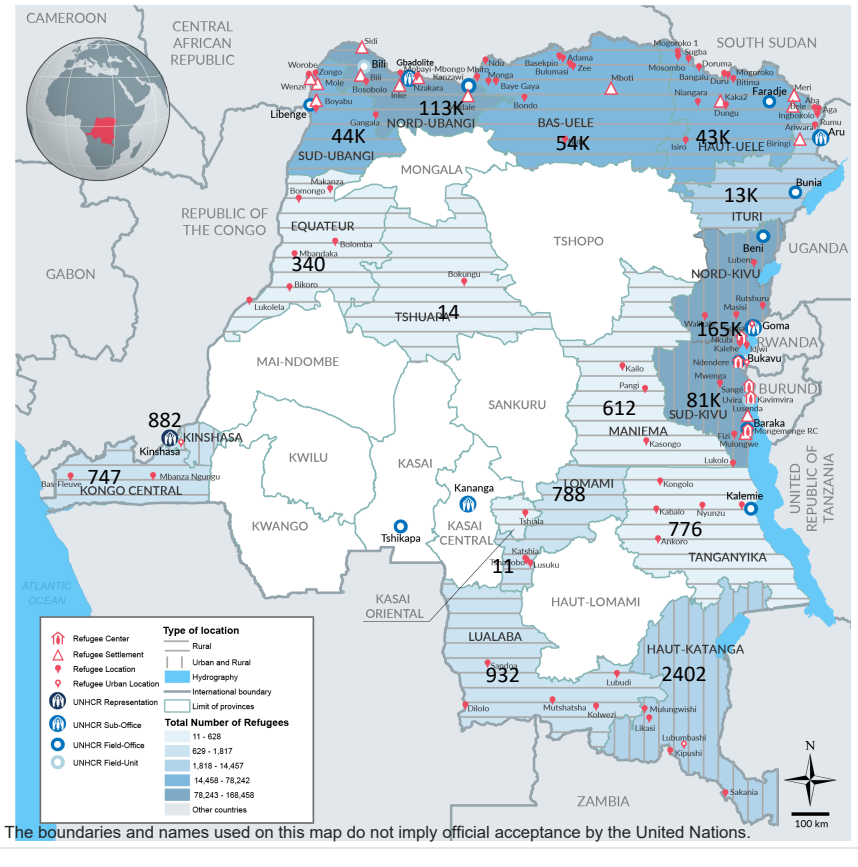

The boundaries and names used on this map do not imply official acceptance by the United Nations.

Asylum Seekers Population by Country of Origin

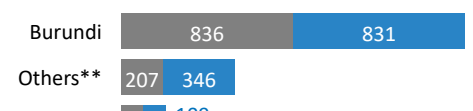

*South Sudan

**Other countries include Rwanda (159), Somalia (170), Central African Republic, Angola, Republic of Congo, Cameroon, Chad, Syria, Mali, Liberia, Côte d'Ivoire, Sudan, etc.

Asylum Seekers Population by Province in DRC

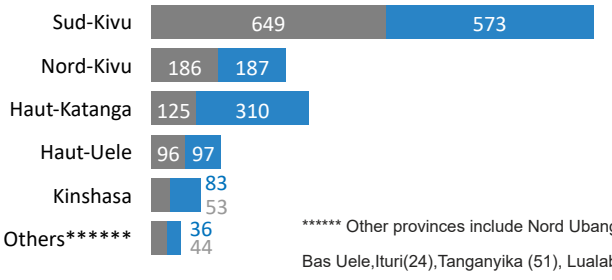

****** Other provinces include Nord Ubangi, Bas Uele,Ituri(24),Tanganyika (51), Lualaba.

1 Refugees and asylum seekers aged 5 years and over, representing 55% of the total population.

Central African Refugees and Asylum Seekers

Key Figures

211 312 Refugees and Asylum Seekers

211 264 Registered Refugees

48 Asylum Seekers

155 700 Refugees and Asylum Seekers biometrically registered

Age and Gender of Refugee Population

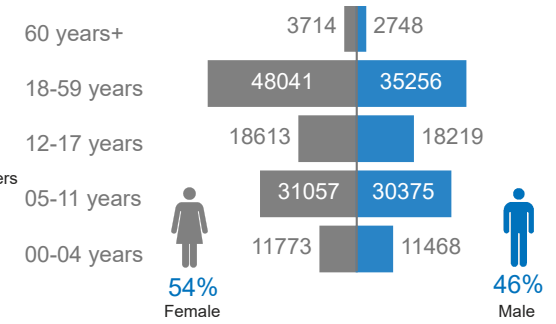

Age and Gender of Asylum Seekers

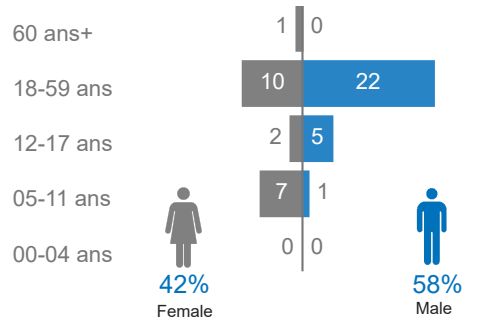

Central African Refugee Population by Type of Location

Rural	In settlements	Urban
161,454	49,514	296
76.42%	23.44%	0.14%

Central african Refugee in settlements

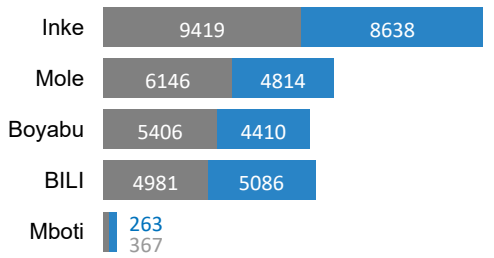

Central african urban refugee

Location	Female	Male
Kinshasa	127	148
Lubumbashi	11	10
Total	**138**	**158**

Locations of Central African Refugee Population in DRC

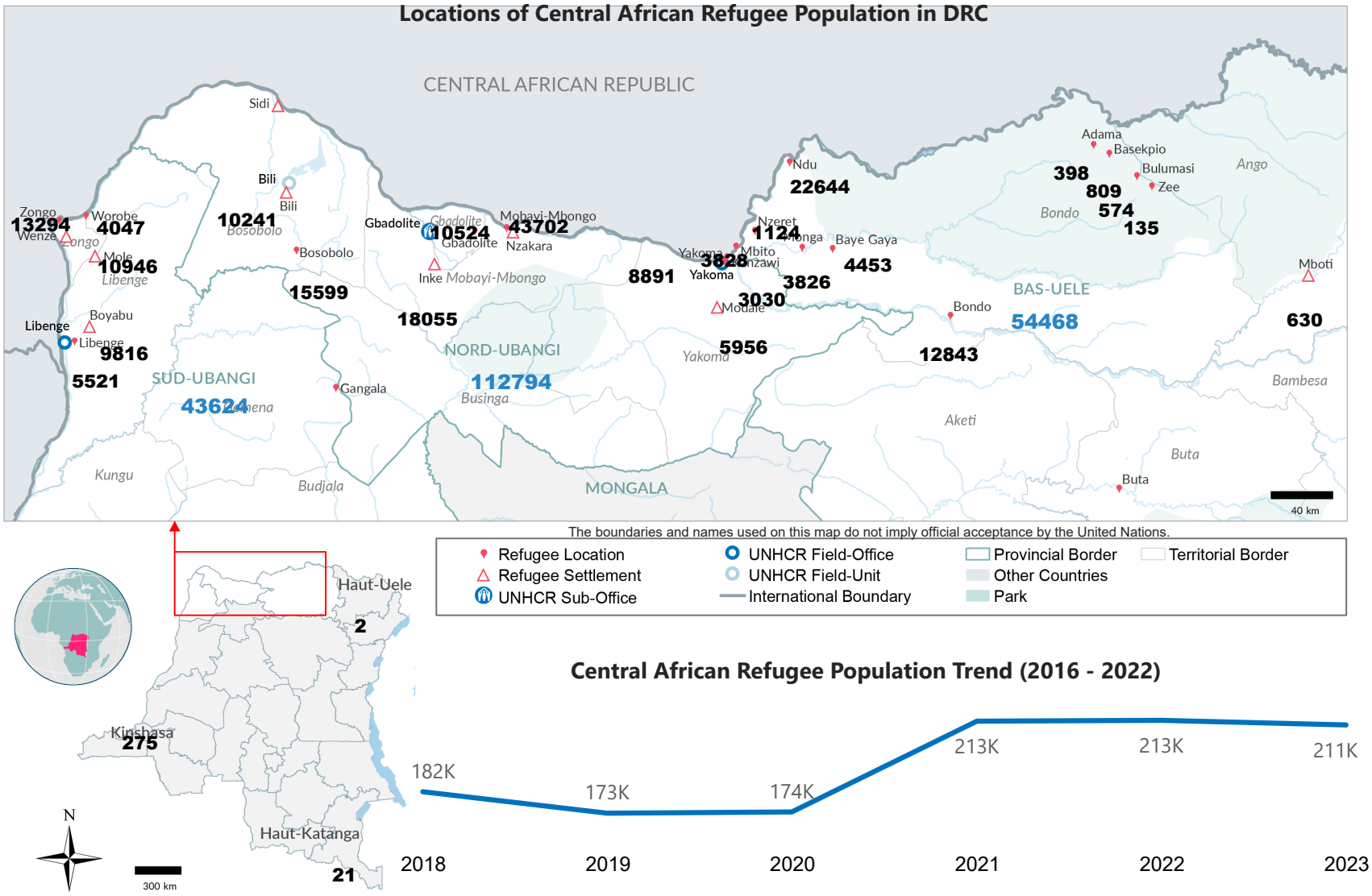

The boundaries and names used on this map do not imply official acceptance by the United Nations.

- Refugee Location
- Refugee Settlement
- UNHCR Sub-Office
- UNHCR Field-Office
- UNHCR Field-Unit
- International Boundary
- Provincial Border
- Other Countries
- Park
- Territorial Border

Central African Refugee Population Trend (2016 - 2022)

Comments about the figures of Central African refugees

211,312 Central African refugees and asylum seekers in DRC as of 28/2/2023, i.e. 211,264 refugees and 48 asylum seekers with identity documents issued by the government with the support of UNHCR. There is an increase of 0.02% compared to the January data due to the reactivation of 54 persons and an update of addresses for 8 persons.

South Sudanese Refugees and Asylum Seekers

Key Figures

56 411 Reugees and Asylum Seekers

56 192 Registered Refugees

219 Asylum Seekers

34 308 Refugees and Asylum Seekers biometrically registered

Age and Gender of Refugee Population

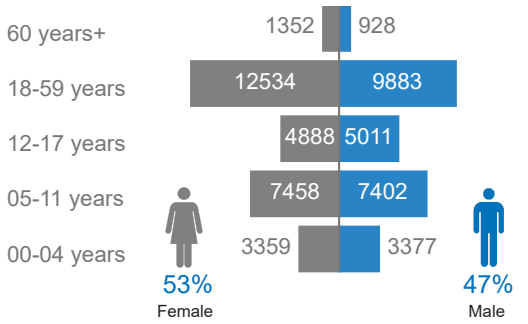

Age and Gender of Asylum Seekers

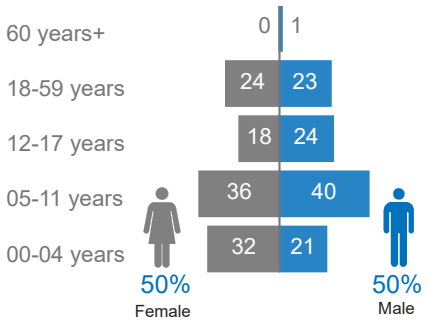

South Sudanese Refugee Population by Type of Location

Rural	In settlements	Urban
18,632	37,508	52
33.16%	66.75%	0.09%

South Sudanese Refugee in settlements

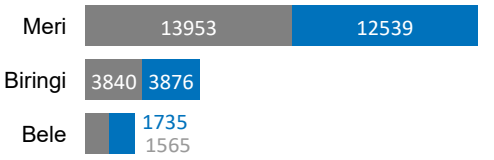

South Sudanese Urban refugee

Location	Female	Male
Kinshasa	31	21
Total	**31**	**21**

Location of South Sudanese Refugees in DRC

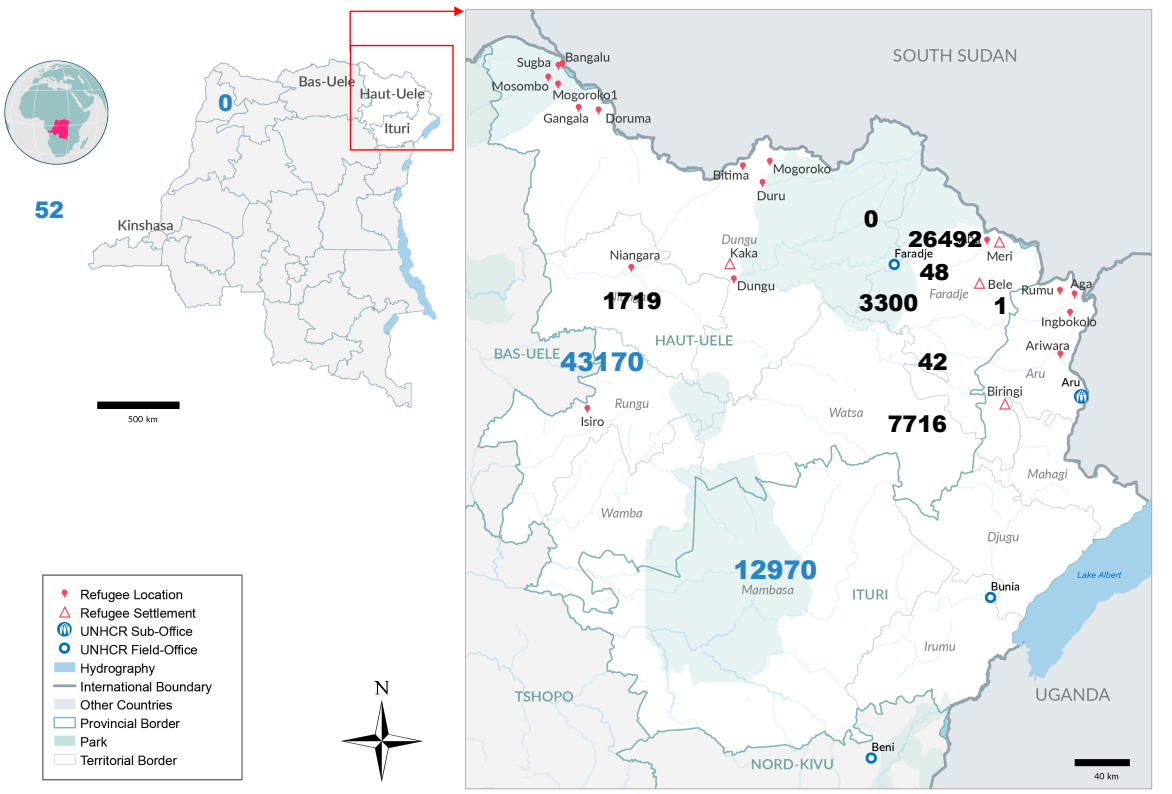

The boundaries and names used on this map do not imply official acceptance by the United Nations.

South Sudanese Refugee Population Trend (2016 - 2022)

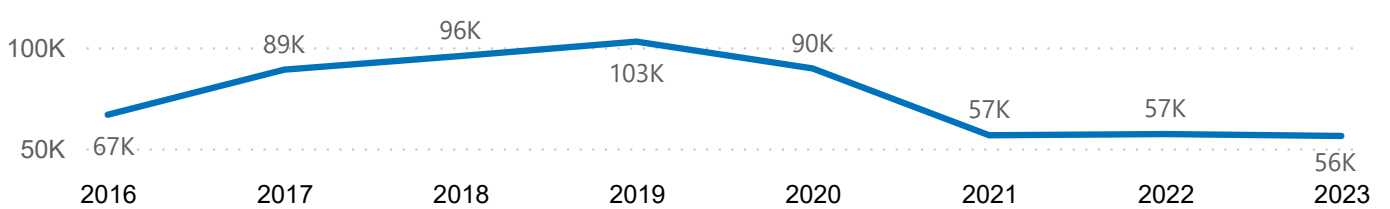

Comments about the figures of South Sudanese refugees

56,411 South Sudanese refugees and asylum seekers in DRC as of 28/02/2023. The DRC government with technical support from UNHCR had conducted a registration and verification activity from October to December 2022 of refugees living in the camps (Biringi, Meri and Bele). No major change from the January 2023 figure.

Burundian Refugees and Asylum Seekers

Key Figures

45 290 Refugees and Asylum Seekers

43 623 Registered Refugees

1 667 Asylum Seekers

27 424 Refugees and Asylum Seekers biométrically registered

Age and Gender of Refugee Population

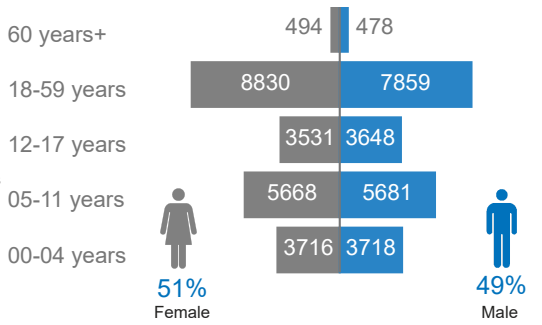

Age and Gender of Asylum Seekers

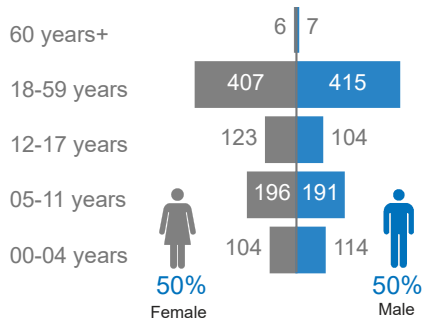

Burundian Refugee Population by Type of Location

Rural	In settlements	Urban
5,905	35,467	2,251
13.54%	81.3%	5.16%

Burundian Refugee in settlements

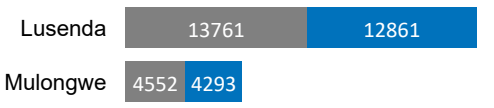

Burudian Urban refugee

Location	Female	Male
Lubumbashi	534	618
Goma	377	341
Kalemie	93	164
Bukavu	124	145
Kinshasa	26	19
Total	**1154**	**1287**

Location of Burundian Refugees in DRC

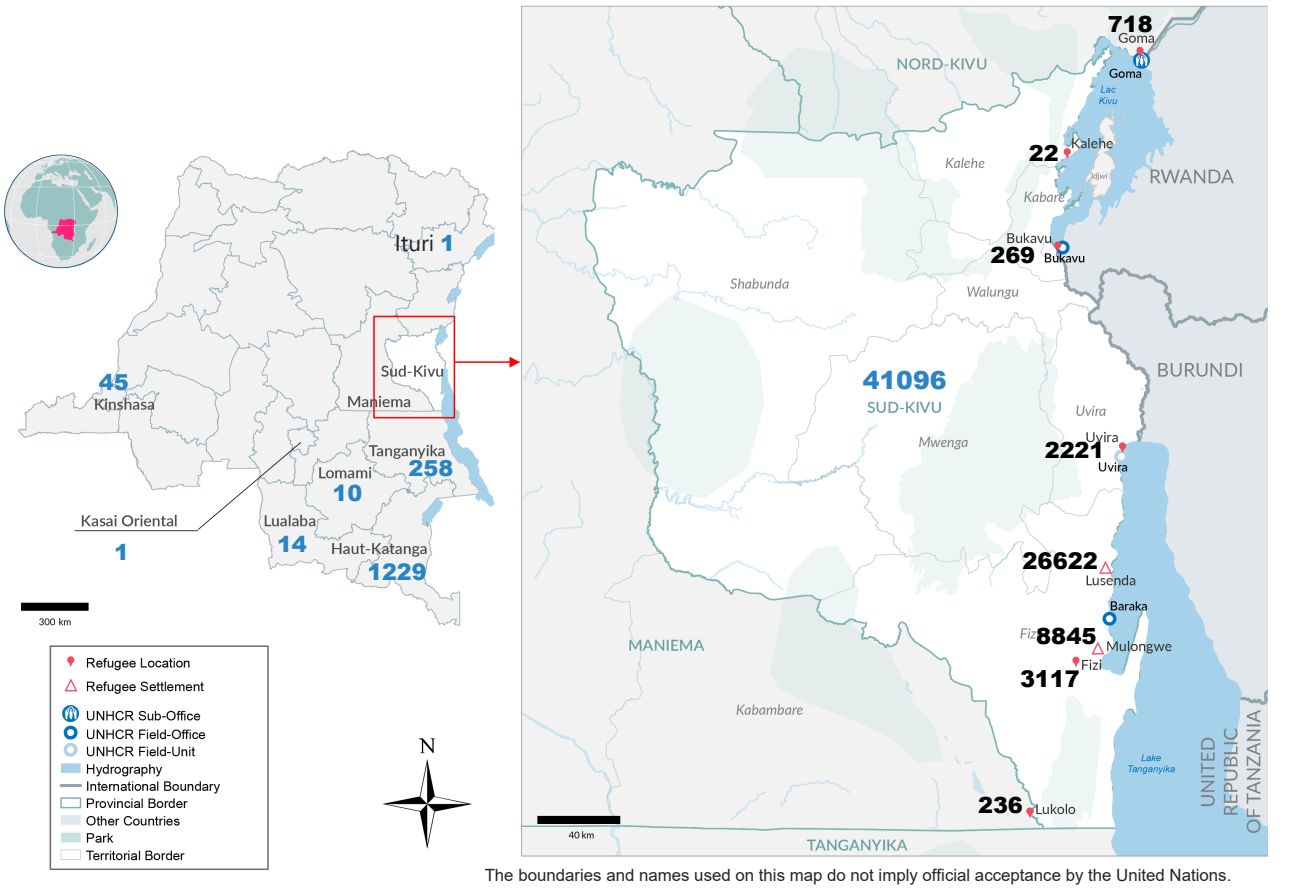

The boundaries and names used on this map do not imply official acceptance by the United Nations.

Burundian Refugee Population Trend (2016 - 2022)

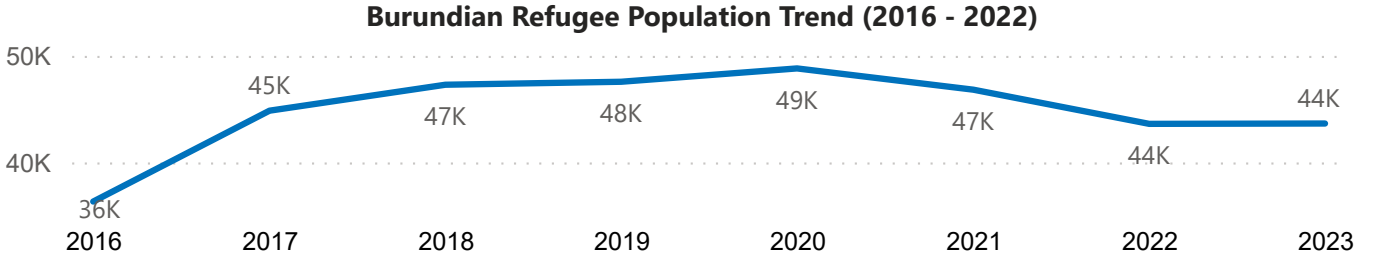

Comments about the figures of Burundian refugees

45,290 Burundian refugees and asylum seekers in DRC as of 28/02/2023, including 43,623 refugees and 1,667 asylum seekers. There has been a decrease of 0.025% compared to last month due to the death of 10 people and the inactivation of 27 people. 149 asylum seekers are on hold in the database. All refugees and asylum seekers hold identity documents issued by the government with technical support from UNHCR.

Documentation (issued by the Government): 60 244 refugees and asylum seekers living in urban areas, and in the sites/camps have Refugee Cards, i.e., 30% of the eligible population (181 599 people). In addition, **321 231** persons were issues with refugee and asylumseeker certificates.

Number of refugees repatriated from the DRC

Country of origin	2018	2019	2020	2021	2022	2023	Total
CAR	9	3137	2061	5021	3350	0	13578
Burundi	180	101	1943	7296	3474	0	12994
Rwanda	3053	2136	922	1920	2451	366	10848
Rep. of Congo		3	5			0	8
South Sudan					3	0	3
Total	**3242**	**5377**	**4931**	**14237**	**9278**	**366**	**37431**

Number of refugees repatriated to RDC

Country	Total
Car	7
Guinée	3
Mali	1
Nigeria	1
RSA	40
Zambie	440
Total	**492**

Refugees in settlements in the DRC

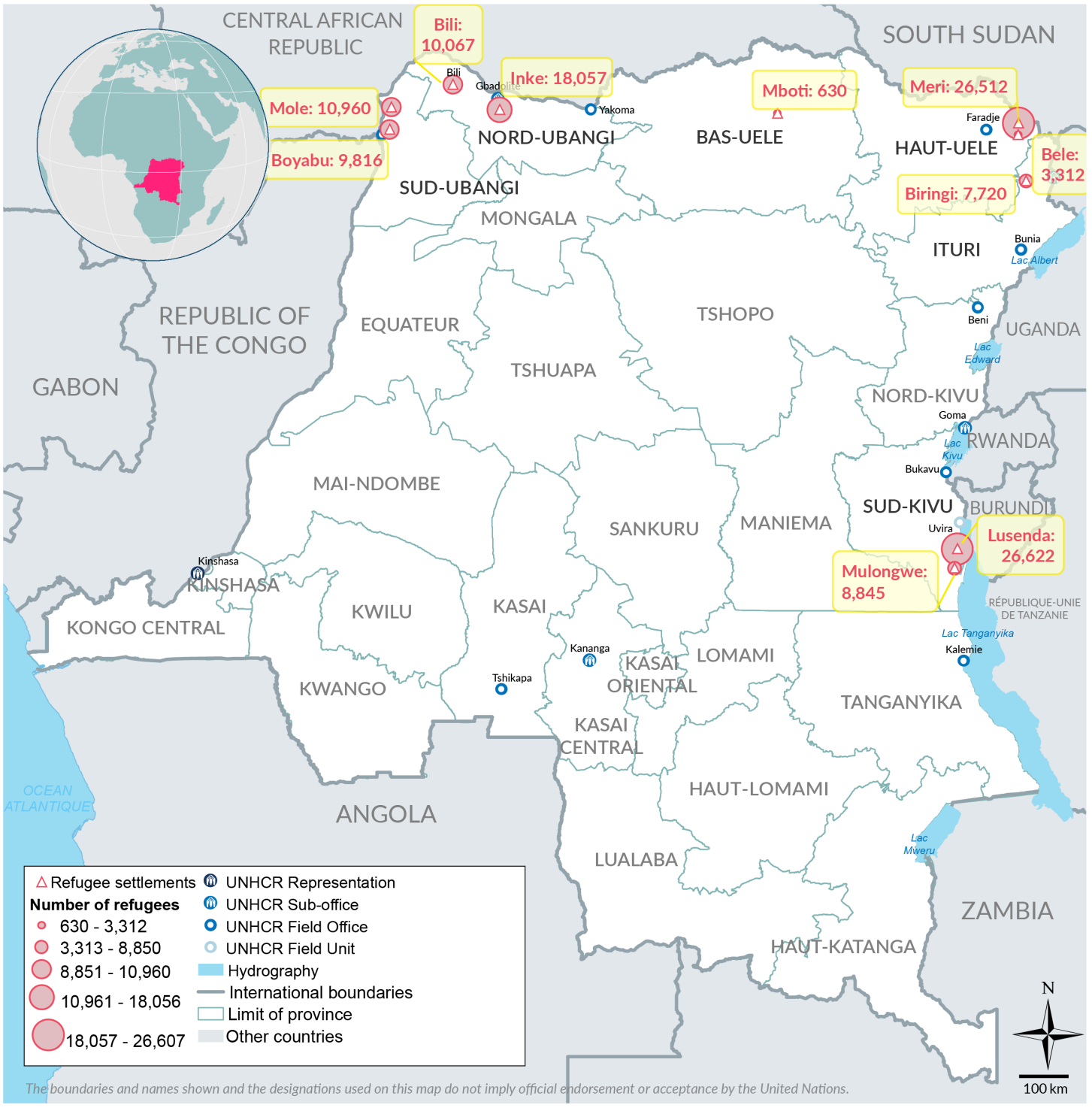

Profile of refugees in DRC

A) Total School-Age Children

Females 3-5 years	Females 6-11 years	Females 12-13 years	Females 14-17 years	Females 18-24 years	Tfemales	Males 3-5 years	Males 6-11 years	Males 12-13 years	Males 14-17 years	Males 18-24 years	Tmales	Total
14148	24079	6161	8850	11462	64700	14147	23747	6129	8933	8845	61801	126501

B) School-Age Children Central African Refugees in DRC: 67 545

Females 3-5 years	Females 6-11 years	Females 12-13 years	Females 14-17 years	Females 18-24 years	Tfemales	Males 3-5 years	Males 6-11 years	Males 12-13 years	Males 14-17 years	Males 18-24 years	Tmales	Total
9458	12463	3025	4210	5814	34970	9544	12044	2993	4138	3856	32575	67545

C) School-Age Children South Sudanese Refugees in DRC: 35 331

Females 3-5 years	Females 6-11 years	Females 12-13 years	Females 14-17 years	Females 18-24 years	Tfemales	Males 3-5 years	Males 6-11 years	Males 12-13 years	Males 14-17 years	Males 18-24 years	Tmales	Total
2399	7159	1916	2721	3707	17902	2284	7226	1906	2812	3201	17429	35331

D) School-Age Children Burundian Refugees in DRC: 23 625

Females 3-5 years	Females 6-11 years	Females 12-13 years	Females 14-17 years	Females 18-24 years	Tfemales	Males 3-5 years	Males 6-11 years	Males 12-13 years	Males 14-17 years	Males 18-24 years	Tmales	Total
2291	4457	1220	1920	1941	11829	2319	4477	1231	1983	21	11796	23625

E) Central African: Occupation (occupation for aged 18 and above Individuals): 61 294 people with an occupation

Profession	women	men	Total	%
Teaching professionals	253	588	841	1.37%
Skilled market-oriented forestry, fishing and hunting workers	315	5837	6152	10.04%
Skilled market-oriented agricultural workers	26526	11677	38203	62.33%
Sales employees	6916	1870	8786	14.33%
Legal, social and cultural professionals	89	510	599	0.98%
Associate professionals in business and administration	1226	545	1771	2.89%
Agricultural, forestry and fishing laborers	3365	1577	4942	8.06%

F) South Sudanese: Occupation (top 7 occupation for aged 18 and above Individuals): 13 529 people with an occupation

Profession	women	men	Total	%
Market-oriented skilled agricultural workers	6027	3741	9768	72.20%
Agricultural, forestry and fishery labourers	2318	1443	3761	27.80%

G) Burundian: Occupation (occupation for aged 18 and above Individuals): 10 184 people with an occupation

Profession	women	men	Total	%
Agricultural, forestry and fishery labourers	4310	3051	7361	72.28%
Market-oriented skilled agricultural workers	1803	1020	2823	27.72%

Profile of refugees in DRC

A) Persons with specific needs: 42 290

Specific needs	0-4 years	5-11 years	12-17 years	18-59 years	60 years +	Total	%
Serious medical condition	328	961	415	7229	446	9379	22.18%
Unaccompanied or separated child	165	1486	1633	0	0	3284	7.77%
Disability	38	412	405	2618	661	4134	9.78%
Child at risk	17	129	374	0	0	520	1.23%
Specific legal and physical protection needs	2	30	34	509	51	626	1.48%
Family unity	0	12	7	52	1	72	0.17%
Gender-based violence	0	0	0	0	0	0	0.00%
Older person at risk	0	0	0	0	5647	5647	13.35%
Single parent	0	0	0	6148	480	6628	15.67%
Torture	0	1	0	30	0	31	0.07%
Woman at risk	0	0	0	11484	485	11969	28.30%

B) Central African Refugees with specific needs: 27 388

Specific needs	0-4 years	5-11 years	12-17 years	18-59 years	60 years +	Total	%
Child at risk	12	67	294	0	0	373	1.36%
Disability	28	225	246	1714	355	2568	9.38%
Family unity	0	12	5	38	1	56	0.20%
Gender-based violence	0	0	0	0	0	0	0.00%
Older person at risk	0	0	0	0	3907	3907	14.27%
Serious medical condition	307	713	291	5263	228	6802	24.84%
Single parent	0	0	0	3469	317	3786	13.82%
Specific legal and physical protection needs	2	23	30	175	13	243	0.89%
Torture	0	0	0	18	2	20	0.07%
Unaccompanied or separated child	155	1060	911	0	0	2126	7.76%
Woman at risk	0	0	0	7220	287	7507	27.41%

E) South Sudanese Refugees with specific needs: 7 279

Specific needs	0-4 years	5-11 years	12-17 years	18-59 years	60 years +	Total	%
Child at risk	0	23	22	0	0	45	0.62%
Disability	3	70	67	405	222	767	10.54%
Family unity	0	0	2	7	0	9	0.12%
Gender-based violence	0	0	0	0	0	0	0.00%
Older person at risk	0	0	0	0	1286	1286	17.67%
Serious medical condition	11	125	51	981	119	1287	17.68%
Single parent	0	0	0	561	62	623	8.56%
Specific legal and physical protection needs	0	1	1	11	2	15	0.21%
Torture	0	0	0	2	0	2	0.03%
Unaccompanied or separated child	7	323	556	0	0	886	12.17%
Woman at risk	0	0	0	2240	119	2359	32.41%

F) Burundian Refugees with specific needs: 7 411

Specific needs	0-4 years	5-11 years	12-17 years	18-59 years	60 years +	Total	%
Woman at risk	0	0	0	2024	79	2103	28.38%
Unaccompanied or separated child	3	103	166	0	0	272	3.67%
Torture	0	1	0	10	2	13	0.18%
Specific legal and physical protection needs	0	6	3	323	36	368	4.97%
Single parent	0	0	0	2118	101	2219	29.94%
Serious medical condition	10	123	73	985	99	1290	17.41%
Older person at risk	0	0	0	0	454	454	6.13%
Gender-based violence	0	0	0	0	0	0	0.00%
Family unity	0	0	0	7	0	7	0.09%
Disability	0	0	0	499	84	583	7.87%
Child at risk	5	39	58	0	0	102	1.38%