



Tanzania Refugee Population Update

as of 28 February 2023



Key Figures



246,904*

Population of Concern

83.5%
206,048
Living in camps

7.7%
18,950
Living in settlements

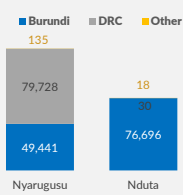
8.7%
21,507
Living in villages

0.1%
249
Living in urban area

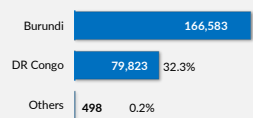
88%
218,220
Refugees

12%
28,684
Asylum-seekers

Camp-based population by country of origin



Country of origin

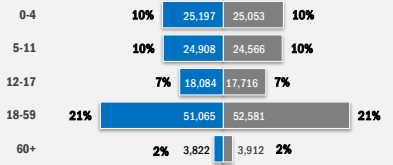


Age and Gender

55%
0-17
Children

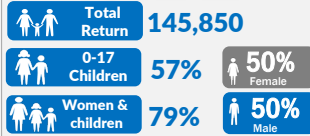
3%
60+
Older People

Age (Years)



Durable Solutions

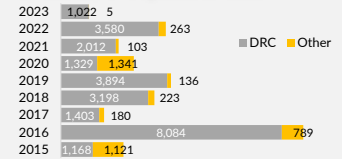
Voluntary return of Burundian refugees, 2017-2023



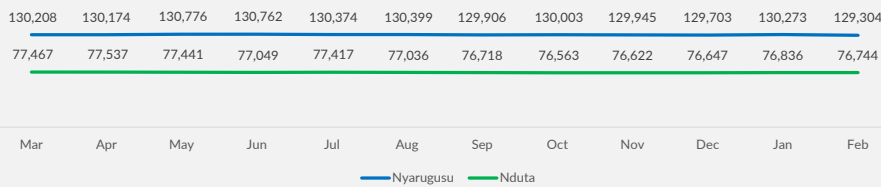
Local integration

162,000 former Burundian refugees (1972) granted citizenship by the Government of Tanzania.

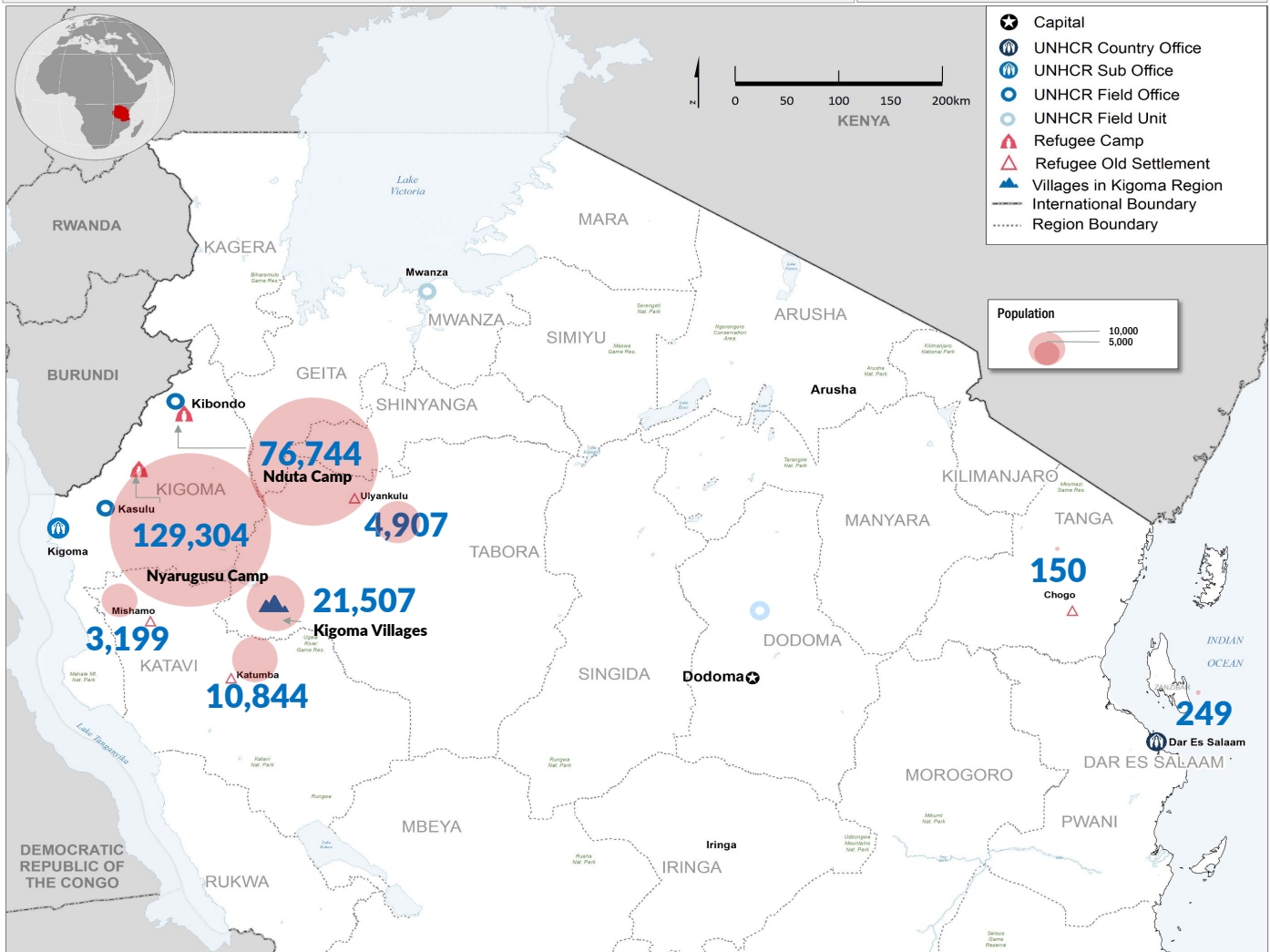
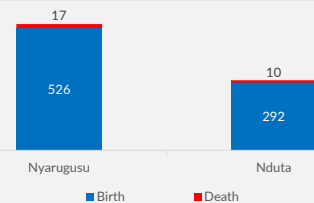
Resettlement departures by country of origin, 2015-2023



Camp population trend: March 2022 to Feb 2023



Births vs Deaths



The boundaries and names shown and the designations used on this map do not imply official endorsement or acceptance by the United Nations. Sources: Boundaries: UNCS; Background: USGS; Data: Government of Tanzania, UNHCR.

For more information, please contact: MALLYA@unhcr.org or visit: <https://data2.unhcr.org/en/situations/burundi/location>