UNHCR - SOUTH SUDAN: Results Monitoring Survey - 2022

Core Impact and Outcome Indicators on Internal Displacement in South Sudan

UNHCR
The UN Refugee Agency

The Results Monitoring Survey (RMS) was conducted by UNHCR South Sudan for the IDP population, under the support of the Regional Bureau of the East, Horn, and Great Lakes EHAGL and UNHCR Headquarters in the last quarter of the year 2022. In line with the UNHCR's Data transformation strategy, this RMS pilot will serve as a tool to measure the country operations' results with reference to the impact and outcome indicators. Through the computer-assisted personal interviews (CAPI) method, around 4,634 questionnaires were carried out proportionally at the county level across 8 states and 21 counties of South Sudan. UNHCR, with the support of its existing partners, managed to reach 4,634 households based on a simple random sampling method, giving an equal chance to be selected as a subject and providing a more transparent feature to the process.

The main findings will touch base with different indicators, namely, mobility and registration, disability, energy sources and dwelling, social protection and health access, unemployment and income, safety, and GBV.

It was devised as a household-level survey with standard questionnaires following context-appropriate methodological approaches to facilitate and streamline survey-based data collection and monitor impact and outcome-level results as part of multi-year country strategies for South Sudan.

Breakdown of interviewed households (consent)

4,599 Households

22,126 Individuals

Male HoH 35% 1,589

Female HoH 65% 3,004

6 HHs identified their gender as other

Average family size 5

Age and gender breakdown of families

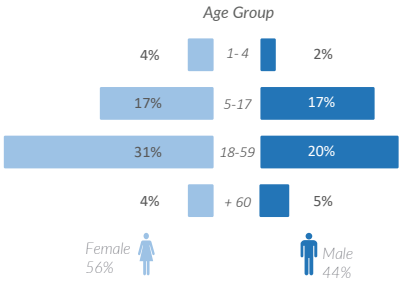

Household interviewed per state

8 *States* **21** *Count es covered*

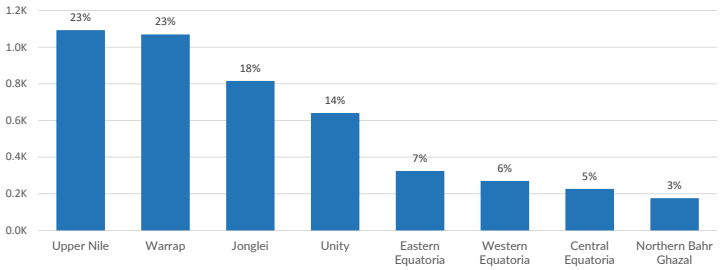

IDPs movement trends inside/outside the state

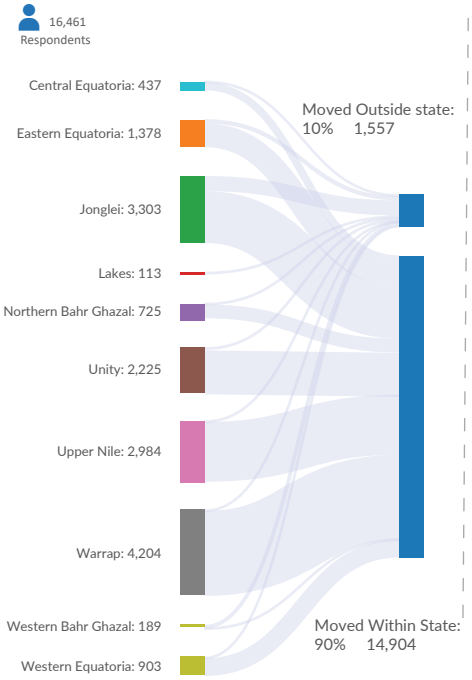

Relationship to the head of the household

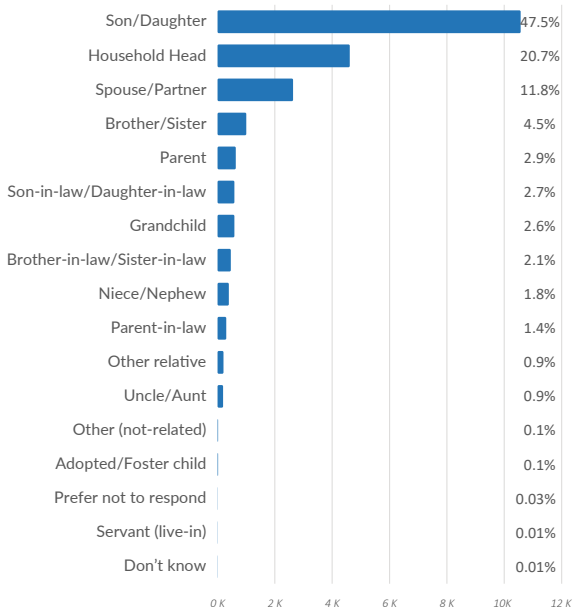

Marital status of the respondents (Age above 18)

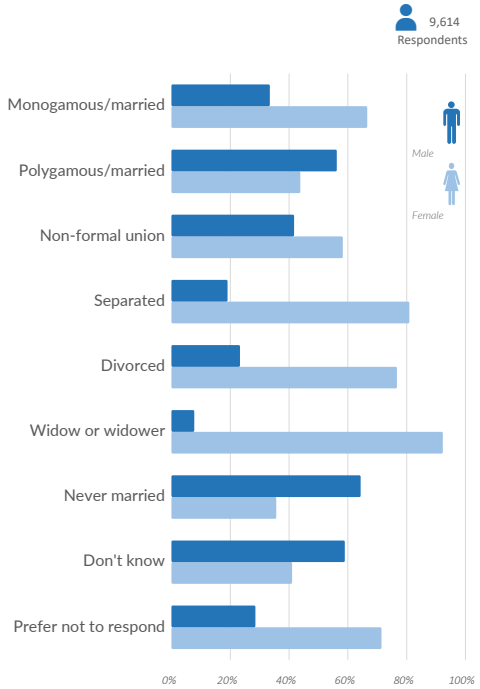

Sources : UNHCR - Results Monitoring Survey (RMS) - Internally Displaced Persons
Contact: mazhar@unhcr.org / ssdjuodm@unhcr.org
https://data.unhcr.org/en/country/ssd

FREEDOM OF MOVEMENT, REGISTRATION AND DOCUMENTATION

22% **409** Proportion of children <5 years whose birth have been registered with a civil authority.

Children (under 5 years old) have legal documents



23% **4,991** Proportion of PoC with legally recognized identity documents or credentials.

PoC with valid identity documents or credentials

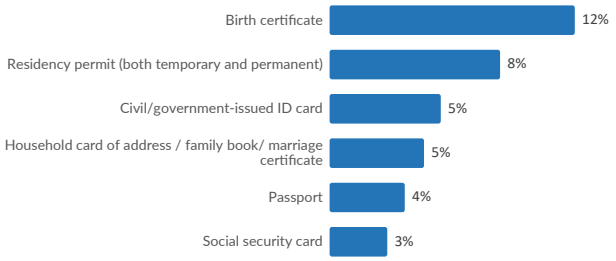

4.1 Proportion of PoC who know where to access available GBV services.

GENDER-BASED VIOLENCE

73% **3,284** Proportion of PoC who know where to access available GBV services.

PoCs reported knowing where anyone who experienced GBV could find help per GBV services.

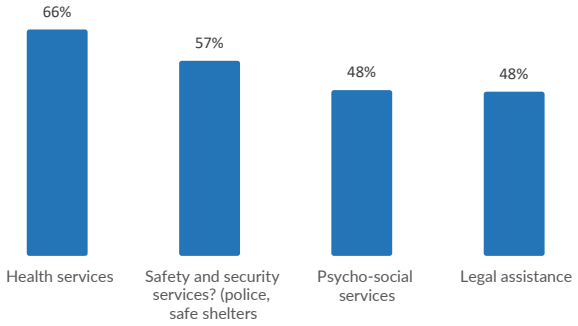

84% **1,233** Proportion of survivors who are satisfied with SGBV case management services

Are you comfortable discussing a scenario related to domestic violence?

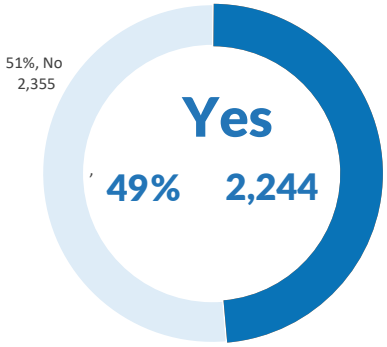

63% **1,357** Proportion of PoC who do not accept violence against women.

PoCs aged 15 and older who disagree that a husband is justified in hitting or beating his wife for all of the following reasons.

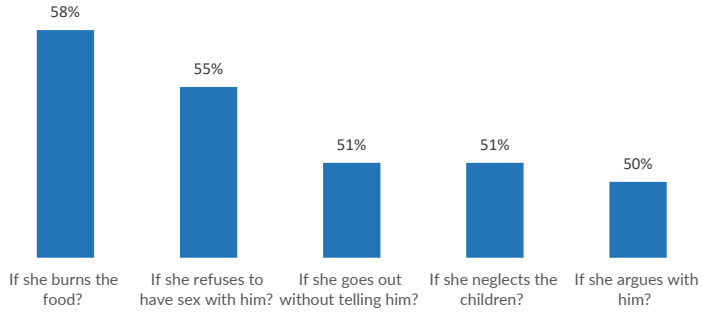

When reporting incidents of SGBV, do survivors receive adequate support to resolve their cases?

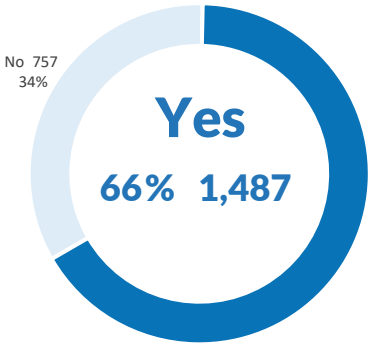

UNHCR - SOUTH SUDAN: Results-Monitoring Survey - 2022

Core Impact and Outcome Indicators on Internal Displacment in South Sudan

UNHCR The UN Refugee Agency

CHILD PROTECTION

20% **1,448** Proportion of children who participate in community-based child protection programmes.

Children participated in sports, arts and culture activities or other after-school programs for children outside the home.

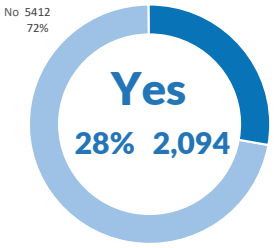

Were the children in a physically safe area while participating in the activity?

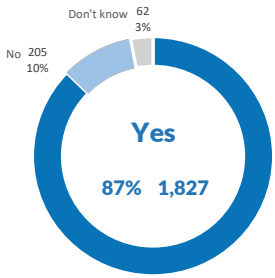

Were there adults supervising the activities?

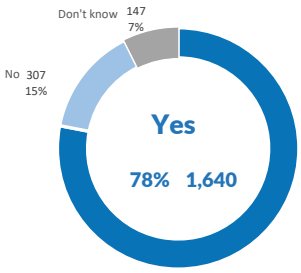

WELL-BEING AND BASIC NEEDS

0.4% **13** Proportion of PoC with primary reliance on clean (cooking) fuels and technology.

Is any food or drink consumed by household members cooked or prepared at the household dwelling using a cookstove, fire or other cooking device?

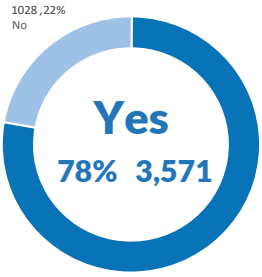

What does this household use for cooking most of the time, including cooking food, making tea/coffee, boiling drinking water?

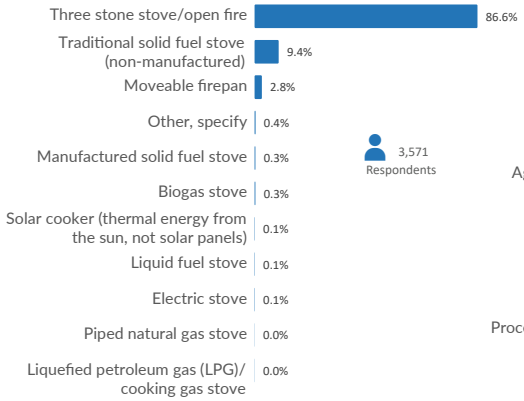

What type of fuel or energy source does this household use most of the time in this cookstove or device for cooking food, making tea/coffee and boiling drinking water?

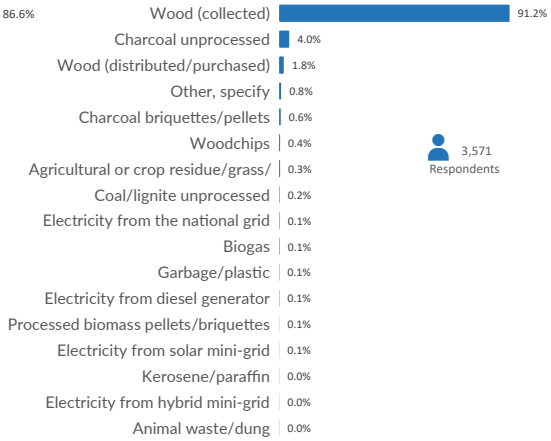

SUSTAINABLE HOUSING AND SETTLEMENTS

0.4% **19** Proportion of PoC living in habitable and affordable housing.

What type of dwelling does the household live in?

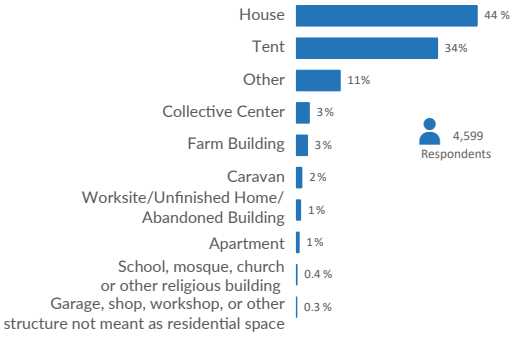

Main material of the dwelling floor

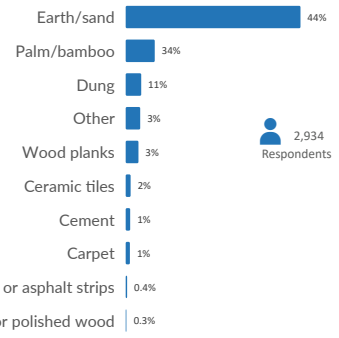

Main material of the roof.

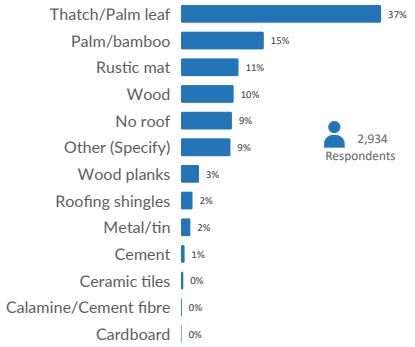

11% **489** Proportion of PoC that have energy to ensure lighting.

Does this household use anything for lighting?

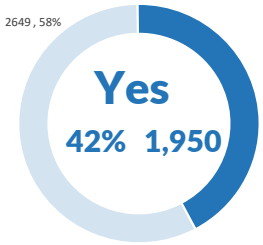

What does this household use most of the time as energy for lighting, or as a light source?

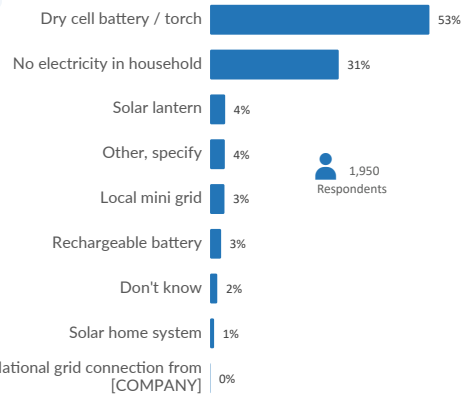

What source of electricity is used most of the time in this household?

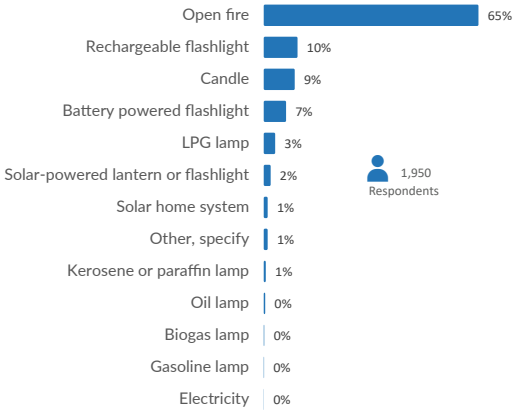

Sources : UNHCR - Results Monitoring Survey (RMS) - Internally Displaced Persons

Contact: mazhar@unhcr.org / ssdjuodm@unhcr.org

https://data.unhcr.org/en/country/ssd

UNHCR - SOUTH SUDAN: Results-Monitoring Survey - 2022

The Core Impact and Outcomes indicators' key findings

UNHCR The UN Refugee Agency

LOCAL INTEGRATION AND OTHER LOCAL SOLUTIONS

2% **46** Proportion of PoC with secure tenure rights and/or property rights to housing and/or land.

Who owns the dwelling that you currently live in?

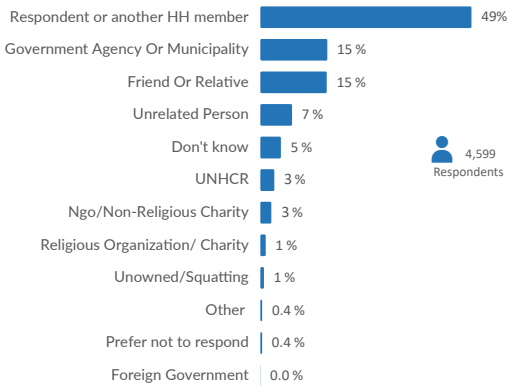

Who owns the land that your current dwelling is built on?

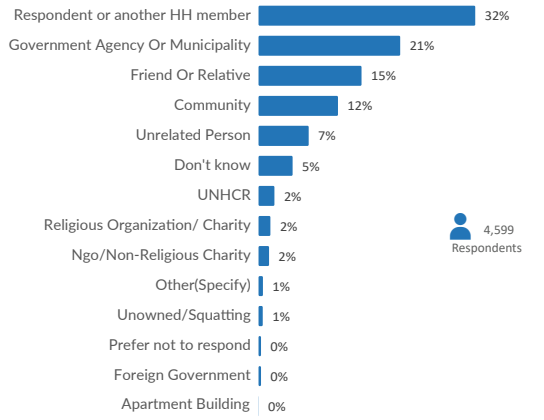

16% **721** Proportion of PoC covered by social protection floors/sys-tems.

1. In the last 12 months, have you or any member of your household received any payment from South Sudan national or local government from the following sources?

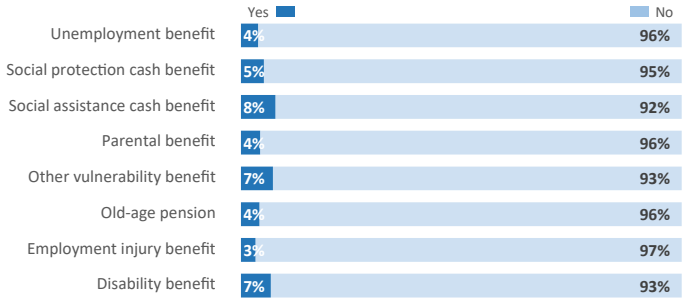

SELF RELIANCE, ECONOMIC INCLUSION AND LIVELIHOODS

6% **248** Proportion of PoC who self-report positive changes in their income compared to previous year.

Compared to this time last year, do you think you can now afford more goods and services, the same, or fewer goods and services?

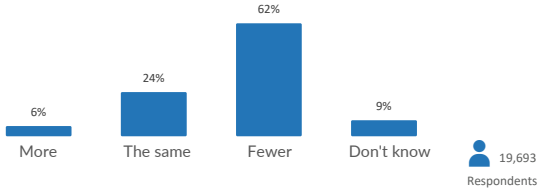

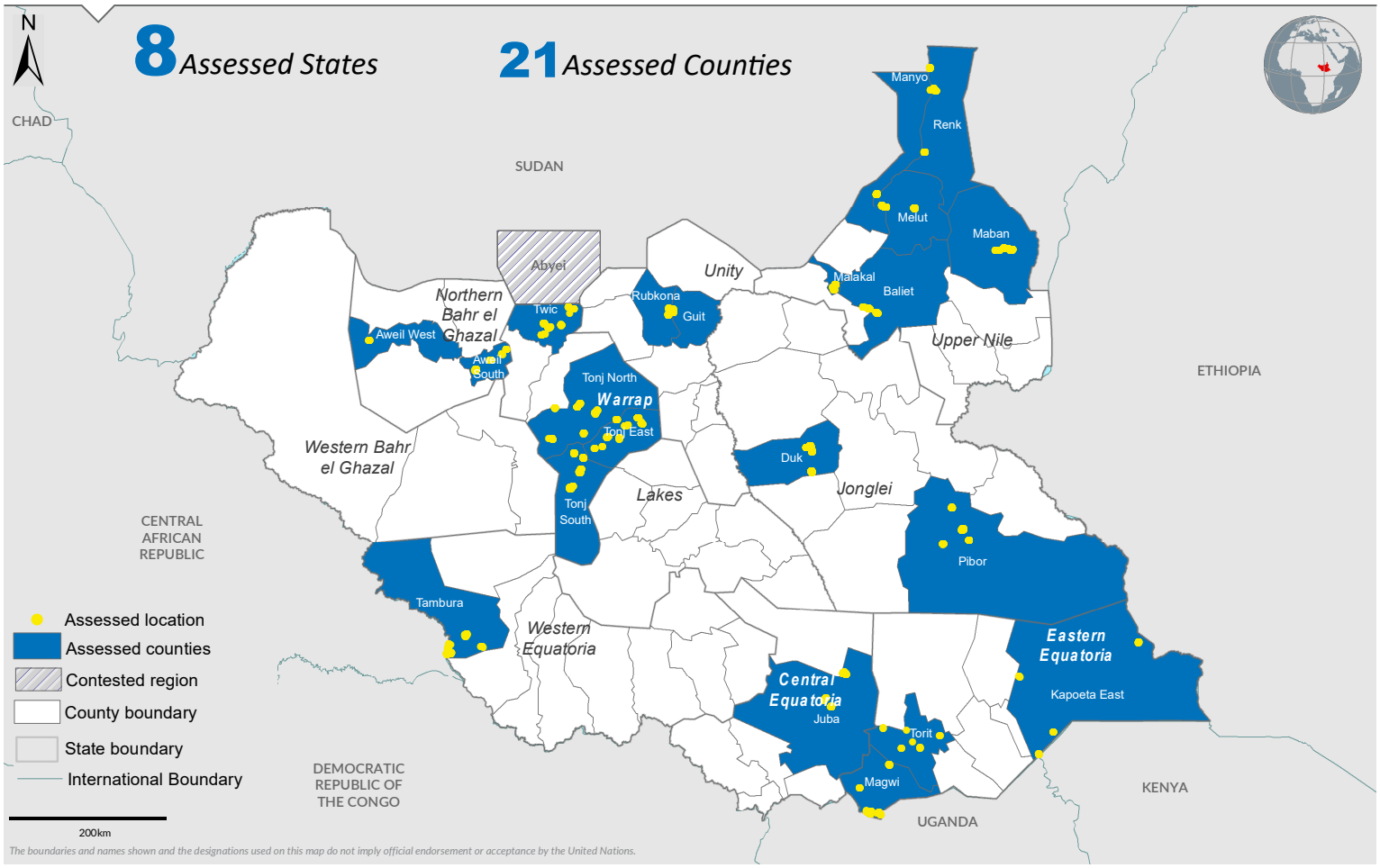

Sources : UNHCR - Results Monitoring Survey (RMS) - Internally Displaced Persons

Contact: mazhar@unhcr.org / ssdjuodm@unhcr.org

https://data.unhcr.org/en/country/ssd