

ITALY Sea arrivals dashboard

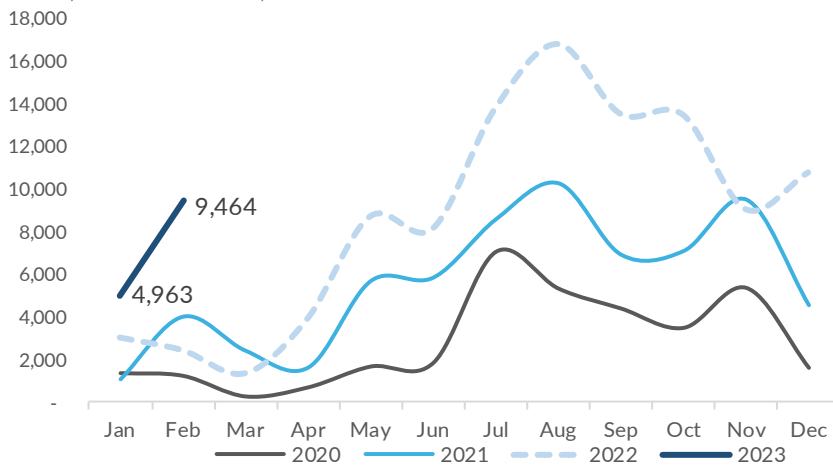
Overview

In the first two months of the year, 14,427 refugees and migrants arrived in Italy by sea, compared to 5,474 in the same period last year (+164%). On a monthly basis, February arrivals increased by 91% compared to January. The vast majority of people arriving in February - 92% - disembarked in Sicily (8,720 persons; 208 disembarkations), followed by Lazio (187), Sardinia (179), Campania (127), Emilia-Romagna (84), Calabria (79), Marche (48) and Abruzzo (40).

14,427 Jan-Feb 2023¹
5,474 Jan-Feb 2022¹

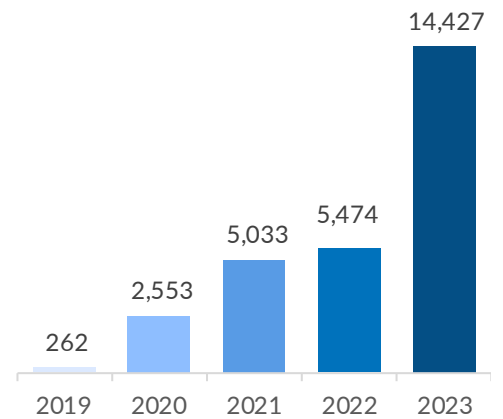
Monthly sea arrivals

January 2020 to February 2023



Yearly sea arrivals

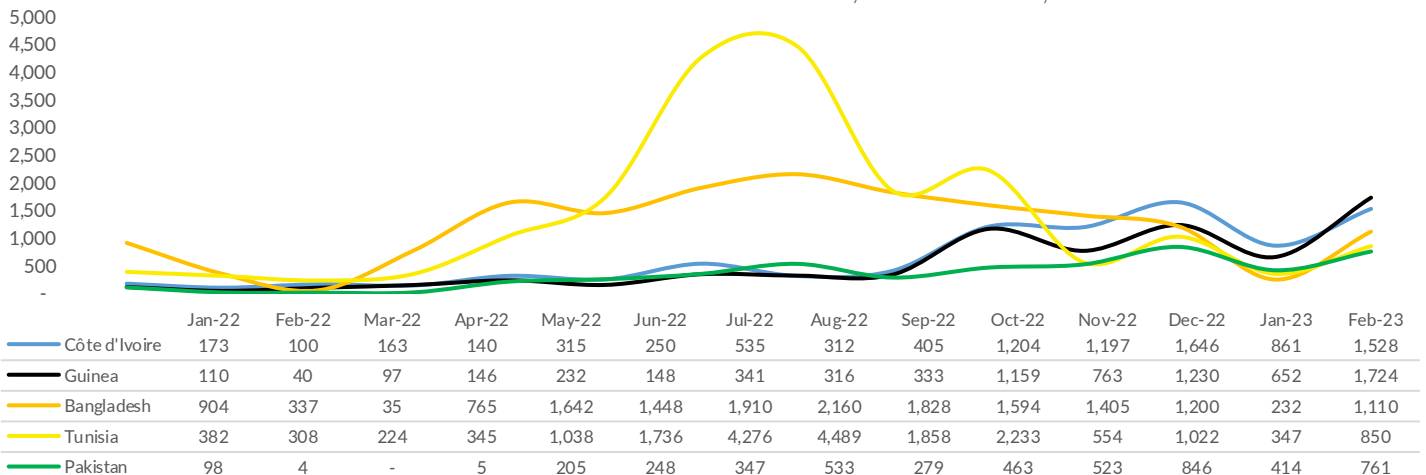
January to February, 2018-2023



Nationality of arrivals

Year to date, refugees and migrants reaching Italian shores mainly originated from Côte d'Ivoire (17%), Guinea (16%), Bangladesh (9%), Tunisia (8%), Pakistan (8%), Egypt (5%), Cameroon (4%), Mali (4%), Burkina Faso (4%), and Eritrea (4%). In February, Guineans made up 18% of new arrivals, growing by 164% compared to the previous month. They were followed by Ivorians (16% of total arrivals), who increased by 77% compared to January. The third main nationality of the month was Bangladeshi (12% of total arrivals), who registered an almost five-fold increase. Nationals originating from Guinea and Côte d'Ivoire mostly embarked in Tunisia, while Bangladeshis departed from Libya. Other new arrivals recorded in February originated from Tunisia (850), Pakistan (761) and Cameroon (492).

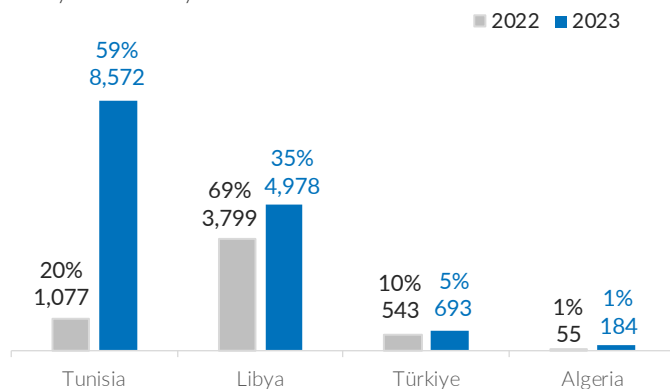
Most common nationalities of arrivals - January 2022 to February 2023



Country of embarkation

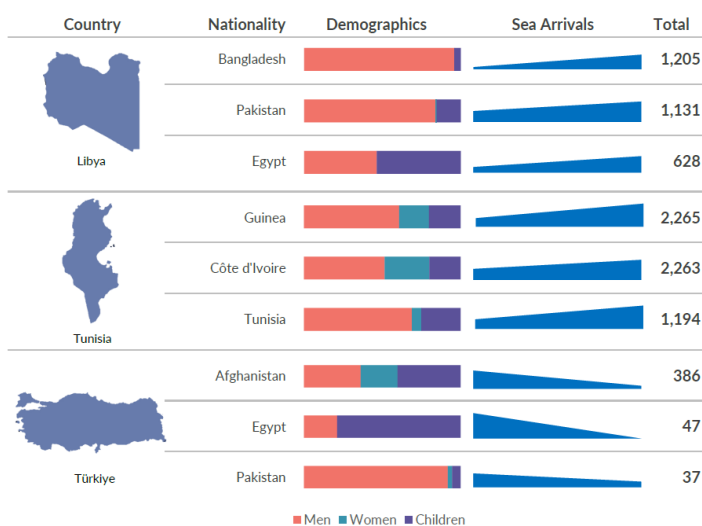
In the first two months of 2023, 59% of sea crossings departed from Tunisia (8,572 persons; 264 disembarkations), followed by 35% from Libya (4,978 persons; 57 disembarkations), 5% from Türkiye (693 persons; 8 disembarkations), and 1% from Algeria (184 persons, 11 disembarkations).

January to February 2022 - 2023



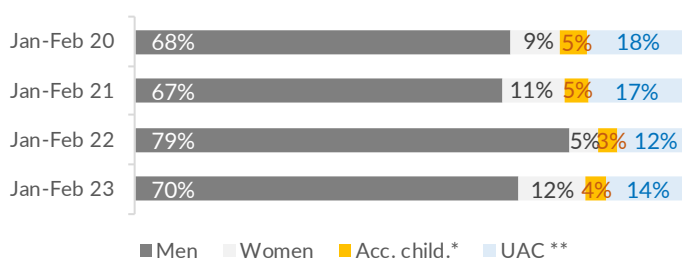
Due to rounding, percentages may not sum to 100% exactly

Top 3 nationalities by country of embarkation, January to February 2023



Demographics of arrivals

January to February 2020 - 2023



Due to rounding, percentages may not sum to 100% exactly

In January and February 2023, most sea arrivals were adult men (70%), followed by unaccompanied children (UAC, 14%), adult women (12%), and accompanied children (4%).

In February 2023, 1,036 adult women reached Italian shores, mainly originating from Côte d'Ivoire (398), followed by Guinea (331) and Cameroon (128). In the same period, 1,394 UAC arrived in Italy by sea. Main nationalities recorded were Guinean (336), Ivorian (265), Gambian (170), and Tunisian (165).

Respectively 40% and 48% of Guinean and Ivorian nationals arrived in February was represented by women and children.

Nationality and demographics of arrivals – January to February 2023

